

2023 ATLANTA BRAVES

# MEDIA GUIDE





TRUIST FH PARK

NL EAST CHAMPIONS 2022

NAPA  
NORTHSIDE HOSPITAL  
COOLRAY

ORIS

COMCAST

State Farm

xfinity

COP HOUSE

State Farm

Coca-Cola

Ford

Georgia Power

# TABLE OF CONTENTS

## FRONT OFFICE

### BASEBALL OPERATIONS

Directory .....	23-24
Executive Bios .....	25-28
Special Assistant Bios .....	29

### EXECUTIVES

Terry McGuirk .....	12
Derek Schiller .....	13
Mike Plant .....	14
Alex Anthopoulos .....	15
Greg Heller .....	16
Jill Robinson .....	17
Chip Moore .....	18
DeRetta Rhodes, PhD .....	19
John Schuerholz .....	20
Bobby Cox .....	21
Front Office Directory .....	7-10
Truist Park .....	5-6

## MANAGER & STAFF

Brian Snitker .....	32-33
Sal Fasano .....	34-35
Drew French .....	36
Rick Kranitz .....	37
Bobby Magallanes .....	38
Eddie Pérez .....	39-40
Kevin Seitzer .....	41-42
Ron Washington .....	43-44
Walt Weiss .....	45-46
Eric Young Sr. ....	47-48
Jimmy Leo .....	49
José Yépez .....	49
Clubhouse Staff .....	55-57
Grounds Crew .....	57
Medical & Strength Staff .....	51-54

## PLAYERS

40-Man Roster .....	60
Non-Roster Invitees .....	61
Player Bios .....	62-217

## 2022 SEASON REVIEW

2022 Day-by-Day .....	228-230
2022 Year-End Notes .....	231-240

## PLAYER DEVELOPMENT & SCOUTING

Player Development Staff .....	242
Roving Coordinators .....	243-246
2022 MiLB Award Winners .....	247
Full-Season Affiliates .....	248-249

### MINOR LEAGUE

2022 Standings .....	247
Players .....	250-285
2022 Batting Leaders .....	286
2022 Pitching Leaders .....	287

### SCOUTING

No. 1 Draft Picks .....	288
-------------------------	-----

## BRAVES HISTORY

### ALL-STAR GAME

All-Star Selectees .....	319
--------------------------	-----

### ATTENDANCE

Detailed Attendance Highs .....	359
Records .....	356
Year-by-Year Attendance .....	357
Award Winners .....	316-318

### BALLPARKS

Atlanta-Fulton Ct. Stadium .....	360
Turner Field .....	361

### BATTING RECORDS

Atlanta Career Top 10 .....	330
Franchise Career Top 10 .....	331
Atlanta Season Top 10 .....	332
Franchise Season Top 10 .....	333
Franchise Season Feats .....	328
Year-By-Year Totals .....	329
Clinch Dates .....	293

### CLUB RECORDS

Atlanta (Since 1966) .....	338-343
Franchise Records .....	344-351

### DIVISION SERIES

Braves in the D.S. ....	296
Doubleheader History .....	353

### FIELDING

Individual Leaders .....	337
Yearly Team Totals .....	336

### HALL OF FAME

Braves in Cooperstown .....	298
Braves HOF Inductees .....	299

### HOME RUNS

From Both Sides of Plate .....	334
Inside-the-Park .....	334
Misc. Leaders .....	335
Last Time It Happened .....	367

### LEAGUE CHAMPIONSHIP SERIES

Braves in the LCS .....	295
-------------------------	-----

### OPENING DAY

Lineups .....	364-365
Records/Starts .....	366
Results .....	362-363
Pennant Winners .....	293

## 2023 ATLANTA BRAVES MEDIA GUIDE

The 2023 Atlanta Braves Media Guide was produced by the Braves Baseball Communications Department, under the direction of Beth Marshall. Primary contributors were Jared Burleyson, Franco Garcia, Mitch George and Jonathan Kerber, with editorial assistance by Kara Zoellner. Cover design by Braves Graphic Designer Daniel Easley.

Interior photos by: Kevin Liles, Pouya Dianat, Patrick Duffy, Logan Riely, Isaac Green, Gene Fruth, Tony Firriolo, Sean Kernan, Milo Stewart Jr. & Gene Fruth (National Baseball Hall of Fame), Kyle Christy, Tom DiPace, Kelly Gavin (MLB Photos), Chris Hamilton, Edward M. Pio Roda, Tom Priddy, Jamie Spaar, Patricia Ortiz, Paul O'Mara, Joe Sebo, Bill Setliff, J. Stoll, Lucas Stevenson, Miles Kennedy, Cristobal Zelaya, Karl L. Moore (Gwinnett Stripers), Tate Nations (Mississippi Braves), Jordan Trotter (Augusta GreenJackets), Turner Image Management, Getty Images, and Topps.

Statistical information is courtesy of the Elias Sports Bureau, MLB Information System, Stathead Baseball (Baseball-Reference), STATS LLC, TruMedia Networks and David Vincent (SABR).

Copyright 2023 Atlanta National League Baseball Club, Inc. All rights reserved. Reproduction of the Braves Media Guide in whole or part without the permission of the Atlanta National League Baseball Club, Inc. is strictly prohibited. All information is as of February 21, 2023.

[braves.com](http://braves.com) [bravesbeisbol.com](http://bravesbeisbol.com) [Twitter: @braves](https://twitter.com/braves) [Instagram: @braves](https://www.instagram.com/braves) [Facebook.com/braves](https://www.facebook.com/braves)

## TABLE OF CONTENTS

**PITCHING RECORDS**

Atlanta Career Top 10 .....	322
Franchise Career Top 10 .....	323
Atlanta Season Top 10 .....	324
Franchise Season Top 10 .....	325
Retired Numbers .....	299
Hank Aaron .....	300-301
Bobby Cox .....	302-303
Tom Glavine .....	304-305
Chipper Jones .....	306-307
Greg Maddux .....	308-309
Eddie Mathews .....	310
Dale Murphy .....	311
Phil Niekro .....	312
John Smoltz .....	313-314
Warren Spahn .....	315
Pitching Feats .....	320-321
Year-by-Year Totals .....	326

**ROSTERS**

Atlanta All-Time .....	369-373
Atlanta Coaches .....	373
Bos./Mil. All-Time .....	374-378
Series Sweeps .....	352
Trades - Recent by Club .....	368

**WON-LOSS RECORDS**

Best by Game .....	354
Worst by Game .....	355
Yearly Finishes .....	290-392

**WILD CARD GAME**

Braves in the WC Round .....	297
------------------------------	-----

**WORLD SERIES**

Braves in the WS .....	294
------------------------	-----

**MISC. INFORMATION**

Communications Staff .....	385
Media Information .....	384

**BROADCASTERS**

Brandon Gaudin .....	382
Jeff Francoeur .....	382
Tom Glavine .....	383
Ben Ingram .....	383
Jim Powell .....	384
Joe Simpson .....	384
Regulation Game .....	386
Rules of Interest .....	385

**BRAVES BOXES OF INTEREST INDEX****ATLANTA BRAVES**

Atlanta Braves Ownership .....	12
Braves General Managers .....	15
Braves Team Doctors .....	53
Pronunciation Guide .....	61
Pre-Game Timings Chart .....	386

**HISTORICAL**

Winningest Managers .....	293
Playoff Series Leaders .....	294-297
Top Winning Percentage by a Pitcher .....	320
Best Pitching Starts .....	321
Single-Game Batting Feats .....	328
Assist Records (Fielding) .....	337
Longest Braves Game by Inning .....	338
Franchise Single-Season Batting Leaders .....	345
Fulton County Home Runs .....	360

**2022 NOTES**

Home Run Breakdown .....	67
Starts by Position .....	70

**FARM SYSTEM**

2022 Minor League Awards .....	247
2023 Top Prospects .....	286
First Round Draft Picks .....	288

# TRUIST PARK

## TRUIST PARK

755 Battery Avenue, SE  
Atlanta, GA 30339-3017  
(404) 522-7630

**YEAR OPENED:** 2017

**CAPACITY:** 41,184

**LARGEST CROWD:** 43,619 (August 17, 2019 vs. Los Angeles-NL)

**TIMELINE TO BUILD:** 30 months (Sept., 2014 to Feb., 2017)

**SIZE:** 1,114,400 square feet

**ELEVATION:** 965 feet above mean sea level

**SURFACE:** Seashore Paspalum, Platinum TE grass

**LIGHTS:** LED Sports lights

**BRAVES DUGOUT:** First Base

**VISITOR DUGOUT:** Third Base

**BRAVES BULLPEN:** Right-Centerfield

**VISITORS BULLPEN:** Left Field Corner

### FIELD DIMENSIONS

**Left Field Corner:** 335'

**Left Field Power Alley:** 385'

**Centerfield:** 400'

**Right Field Power Alley:** 375'

**Right Field Corner:** 325'

### WALL HEIGHT

**Left Field Corner:** 6'-0"

**Left Field:** 8'-8"


**Centerfield:** 8'-8"

**Right Field:** 16'-0"


**Right Field Corner:** 16'-0"




## ATLANTA BRAVES BALLPARKS



**Fulton County Stadium**  
• 1966-1996



**Turner Field**  
• 1997-2016



**Truist Park**  
• 2017-present

## TRUIST PARK FIRSTS

**FIRST GAME:** April 14, 2017 vs. San Diego Padres

**ATTENDANCE:** 41,149 (Sellout)

**TOG:** 2:57

**Score:** 5-2, Braves

**WP:** Julio Teheran    **LP:** Jhoulys Chacin

**SAVE:** Jim Johnson

**FIRST PITCH:** Julio Teheran, ATL, 7:53 p.m. (strike)

**FIRST BATTER:** Manuel Margot, SD (fly out)

**FIRST BRAVES BATTER:** Ender Inciarte, ATL

**FIRST HIT:** Ender Inciarte, ATL (infield single)

**FIRST DOUBLE:** Freddie Freeman, ATL

**FIRST HOME RUN:** Ender Inciarte, ATL

**FIRST RBI:** Nick Markakis, ATL

**FIRST RUN SCORED:** Ender Inciarte, ATL

**FIRST STRIKEOUT:** Adonis Garcia, ATL (by J. Chacin)

**FIRST WALK:** Travis Jankowski, SD (by J. Teheran)

**FIRST BRAVES STEAL:**

Brandon Phillips

(4/16/17 vs. SD)

**FIRST WALK-OFF HIT:**

Dansby Swanson

(4/17/17 vs. SD)

**FIRST BRAVES ERROR:**

Arodys Vizcaino

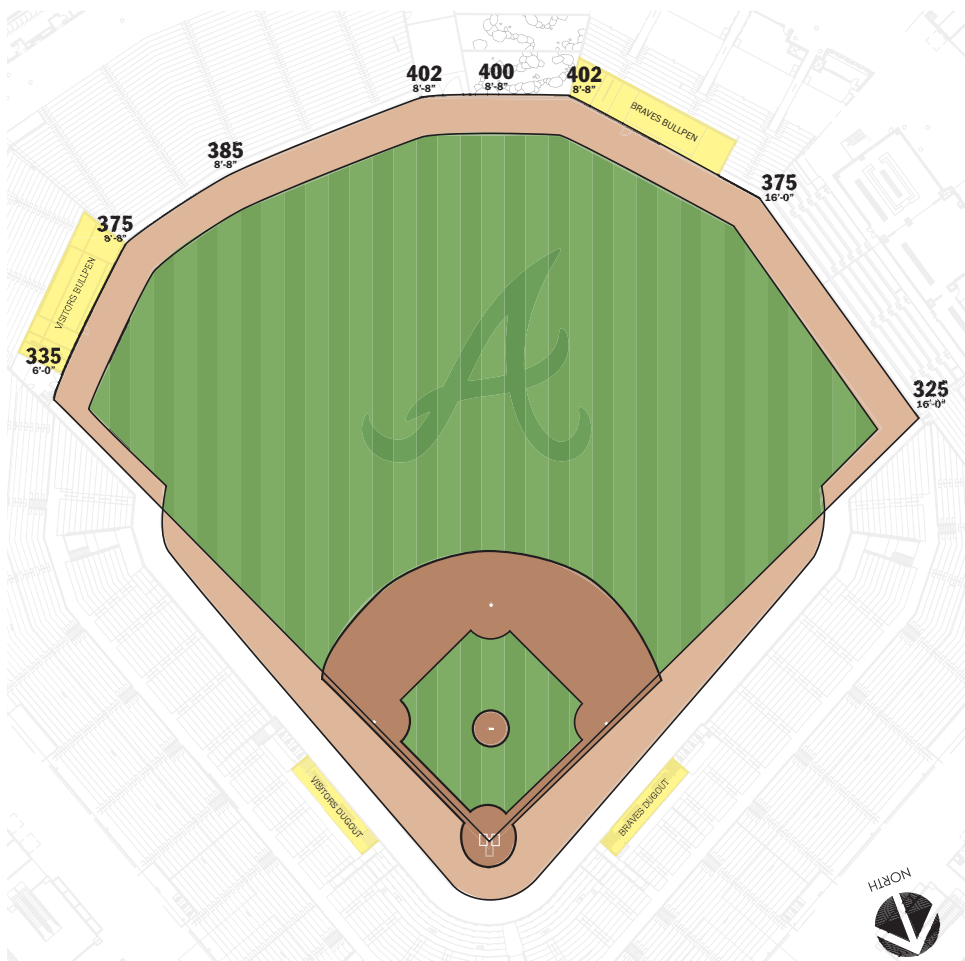
(4/17/17 vs. SD)

**FIRST TRIPLE:**

Emilio Bonifacio, ATL

(5/3/17 vs. NYM)

## TRUIST PARK DIMENSIONS



# EXECUTIVES & OFFICERS

Terry McGuirk.....	Chairman
Derek Schiller.....	President & CEO, Atlanta Braves
Mike Plant.....	President & CEO, Braves Development Company
Alex Anthopoulos.....	President, Baseball Operations & General Manager
Greg Heller.....	Executive Vice President, Chief Legal Officer
Jill Robinson.....	Executive Vice President, Chief Financial Officer
DeRetta Rhodes, PhD.....	Executive Vice President, Chief Culture Officer
Chip Moore.....	Executive Vice President, Senior Advisor
Jeremy Strife.....	Executive Vice President, Development
John Schuerholz.....	Vice Chairman, Emeritus

## 2023 FRONT OFFICE DIRECTORY

### BASEBALL OPERATIONS

Dean Decillis.....	Special Assistant to the General Manager
Mike Fast.....	Vice President, Baseball Development
Jason Paré.....	Assistant General Manager, Research & Development
Ben Sestanovich.....	Assistant General Manager, Player Development
Dixie Keller.....	Senior Director, Baseball Administration
Adam Sonabend.....	Director, Baseball Operations
Kevin Hooper.....	Director, Player Development
Ron Knight.....	Director, Minor League Operations
Jonathan Cruz.....	Director, Latin American Scouting
Jonathan Schuerholz.....	Special Assistant, Scouting Operations
Colin Wyers.....	Assistant Director, Baseball Development Analytics
Doug Wachter.....	Assistant Director, Major League Operations
Josh Malek.....	Assistant Director, Research & Development
Ronit Shah.....	Assistant Director, Amateur Scouting
Garrett Wilson.....	Manager, Baseball Systems
Michael Copeland.....	Lead Developer, Baseball Systems
Isaac Lee.....	Developer, Baseball Systems
Evan Tucker, PhD.....	Senior Data Scientist
Kyle Sargent.....	Coordinator, Research & Development
Evan Olawsky.....	Analyst, Research & Development
Stephen Loftus.....	Analyst, Research & Development
Tyler Flowers.....	Special Assistant, Major League Operations
Caelan Collins.....	Manager, Major League Operations
Tom O'Donnell.....	Manager, Major League Operations
Will Siskel.....	Coordinator, Major League Operations
Jeremy Dorsey.....	Analyst, Major League Operations
Robert Sanders.....	Analyst, Major League Operations
Matt Winn.....	Analyst, Major League Operations
Casey Ciucci.....	Analyst, Major League Operations
Jack Byrne.....	Analyst, Major League Operations
Christina Zaccardi.....	Data Scientist
Ryan Corkrean.....	Data Quality Scientist
David Lee.....	Assistant, Baseball Development
Rafael Becerra.....	Manager, Family Relations
Seth Heizer.....	Coordinator, Family Relations
Fernando Piñeres.....	Cultural Development Coordinator
Kyle Clements.....	Manager, Minor League Video & Technology
Sean Reagan.....	Minor League Video Coordinator
Tucker Meredith.....	Assistant, Player Development Technology
Dylan Quantz.....	Assistant, Player Development
Terrence Pinkston.....	Bill Lucas Fellow

### CLUBHOUSE

Jim Lovell.....	Senior Director, Team Travel
Jonathan Kerber.....	Director, Team Travel
Calvin Minasian.....	Director, Equipment & Clubhouse Services
Fred Stone.....	Manager, Visiting Clubhouse
Eric Durban.....	Assistant Manager, Equipment & Clubhouse Services
Chris Hunter.....	Assistant Manager, Equipment & Clubhouse Services
Rob Smith.....	Manager, Baseball Video Operations
Braeden Schlehuber.....	Advance Scout

### MEDICAL & PERFORMANCE STAFF

Dr. Tim Griffith.....	Head Team Physician
Dr. Joe Chandler.....	Director, Medical Services Emeritus
George C. Poulis.....	Director, Player Health/Head Athletic Trainer
Nick Valencia.....	ML Head Physical Therapist/Asst. Dir. Player Health
Jeff Stevenson.....	Assistant Athletic Trainer
Nick Flynn.....	Assistant Athletic Trainer
Brad Scott.....	Head Strength and Conditioning Coach
Jordan Wolf.....	Assistant Strength and Conditioning Coach
Paul Howey.....	Major League Assistant Strength Coach
Marcus Ahrens.....	Assistant Physical Therapist
Pete Cicinelli.....	Physical Therapist Consultant
Nate Leet.....	Massage Therapist
Patrick O'Brien.....	Performance Nutritionist

### ACCOUNTING & FINANCE

#### ACCOUNTING

Ben Phanco.....	Senior Vice President, Controller
Meghan Dishroom.....	Assistant Controller, Atlanta Braves
Stacy Wigglesworth.....	Assistant Controller, BDC
Nikia Brown.....	Senior Manager, Accounting
Matt Eaves.....	Manager, Payroll
Dontae Allen.....	Manager, Accounts Payable
Zack Bennett.....	Manager, Technical Accounting
Shannon Avery.....	Senior Accountant
Dan Gallman.....	Senior Accountant
Jélena Parks.....	Senior Accountant
Terrence Willoughby.....	Senior Accountant
Isaac Stephen.....	Staff Accountant II
Azsha Michael.....	Staff Accountant I

Alexia Raper ..... Staff Accountant I  
 Miranda Jones..... Accounting Assistant II  
 Cheryl Edmund..... Accounting Assistant II  
 Daniel Deluzio..... Specialist, Accounts Receivable  
 Erin Swirk..... Payroll Specialist

**FINANCE**

Roxanne Porch ..... Vice President, Finance  
 Ian Sullivan... Senior Financial Analyst, Braves Development Company  
 Celia Jeffords .....Senior Financial Analyst, Baseball  
 Spencer Roberts..... Financial Analyst  
 Davis Ellwanger ..... Trainee, Finance & Accounting

**CORPORATE & PREMIUM PARTNERSHIPS**

Jim Allen..Senior Vice President, Corporate & Premium Partnerships  
 Brad Jones ..... Vice President, Partnership Services  
 Lana McSwain ..... Administrative Assistant

**CORPORATE PARTNERSHIPS**

Trey Workman ..... Senior Director, Corporate Partnerships  
 Mark Lehman..... Senior Manager, Corporate Partnerships  
 Kenny Tracy..... Senior Manager, Partnership Services  
 Chad Clarke ..... Manager, Corporate Partnerships  
 Hank Cobb ..... Manager, Corporate Partnerships  
 Derek Houston..... Manager, Corporate Partnerships  
 Drew King..... Manager, Corporate Partnerships  
 James Cooper..... Manager, Partnership Services  
 Kaleigh McGrady..... Corporate Sales Manager  
 Sara Dolan..... Coordinator, Partnership Services  
 Robyn Oliver ..... Coordinator, Partnership Services  
 Tyler Holley ..... Coordinator, Partnership Services  
 Brian Smith..... Coordinator, Partnership Services  
 Ben Bernstein..... Trainee, Partnership Services  
 Kristi Cooper..... Trainee, Partnership Services

**PREMIUM PARTNERSHIPS**

BJ Mitchell ..... Senior Director, Premium Memberships  
 John Farrell..... Manager, Premium Memberships  
 Michael Stiles..... Manager, Premium Memberships  
 Jason Webber ..... Manager, Premium Memberships  
 Alex Ingle..... Manager, Premium Memberships  
 Taylor Calderon...Senior Account Manager, Premium Memberships  
 Madi Dalton ..... Account Manager, Premium Partnerships  
 Taylor Mooney ..... Trainee, Premium Partnerships

**EXECUTIVE SERVICES**

Paige Graham..... Executive Assistant to Terry McGuirk  
 Natalie Lopez ..... Executive Assistant to Derek Schiller  
 Christina Huff ..... Executive Assistant to Mike Plant  
 Elizabeth Terán..... Executive Assistant to Alex Anthopoulos  
 Eve Porter..... Executive Assistant to Greg Heller  
 Debra Cody..... Executive Assistant to Jill Robinson  
 Christine Ramirez..... Executive Assistant to Jeremy Strife  
 Erica Daniel..... Executive Assistant to DeRetta Rhodes, PhD.  
 Crystal Digby..... Executive Assistant to Adam Zimmerman

**FACILITY OPERATIONS & ENGINEERING**

Eric Perestuk..... Senior Vice President, Facility Operations

**GROUPS CREW**

Ed Mangan ..... Senior Director, Field Operations  
 Nicholas O’Gara ..... Manager, Field  
 Steve Peeler..... Manager, Field  
 Scott Beam..... Manager, Field  
 Mike Bradberry..... Assistant, Grounds Crew

**FACILITY OPERATIONS & ENGINEERING**

Mitch Norton..... Senior Director, Engineering  
 Dawn Gepfer ..... Senior Director, Facilities  
 Aaron Holloway..... Manager, Shipping & Receiving  
 Ried Prestwood ..... Projects Manager  
 Rory Martin ..... Assistant Manager, Facilities  
 Brett Parr ..... Facility Operations Coordinator  
 James Stovall ..... Locksmith Lead  
 Scott Sheppard ..... Electrical Lead  
 Electrician II ..... Joe Mauldin  
 James Jackson ..... Electrical Technician  
 Bradley West..... Electrical Technician  
 Christopher Johnson..... HVAC Lead  
 Pablo Rodriguez..... HVAC Technician  
 Steven Hill ..... HVAC II Technician  
 Detronn Harris ..... HVAC II Technician  
 Chris Colquitt ..... General Maintenance Lead  
 Miguel Borjas..... General Maintenance Technician II  
 Joseph Burgess..... General Maintenance Technician II  
 Kenneth Banks..... General Maintenance Technician  
 Brian Bernard ..... General Maintenance Technician  
 Stephen Whaley..... General Maintenance Technician

**GUEST OPERATIONS & STRATEGY**

Hannah Basinger..... Senior Vice President, Operations  
 Mary Elizabeth Cox..... Senior Project Manager, Operations  
 Anastasia Davis ..... Administrative Assistant

**BALLPARK TOURS**

Carolyn Serra..... Sr. Director, Ballpark Tours, Braves Heritage & HOF  
 Sam Wallace ..... Manager, Ballpark Tours, Braves Heritage & HOF

**GUEST SERVICES**

Lamar Lewis..... Manager, Guest Services  
 Anna Matthews..... Manager, Guest Services  
 Michael Nolan ..... Analyst, Operations  
 Katie Hearn ..... Senior Coordinator, Guest Services  
 Andrew Ellis..... Coordinator, Guest Services  
 Joanna Doherty..... Coordinator, Guest Services  
 Kyle Santasiero ..... Coordinator, Guest Services  
 Nicosha Wilson..... Coordinator, Guest Services  
 Leah Knecht..... Coordinator, Guest Services  
 Heather Agan ..... Trainee, Guest Services



**EVENT OPERATIONS**

Alan Hearn ..... Vice President, Event Operations & Procurement  
 Kaitlyne Grice ..... Senior Manager, Event Services  
 Zach Wilson ..... Senior Manager, Event Logistics  
 Haley Paakaula ..... Senior Coordinator, Event Services  
 Jamiya Brinson ..... Senior Coordinator, Event Services  
 Dan LoGiudice ..... Coordinator, Event Logistics  
 Taylor Garren ..... Coordinator, Event Logistics  
 Grace Pugmire ..... Trainee, Event Operations  
 Thomas Brown ..... Trainee, Event Logistics

**EVENT SALES**

Dawn Truemper ..... Senior Director, Event Sales  
 Katy Barahona ..... Manager, Event Sales  
 Brianna Ray ..... Trainee, Event Sales

**INFORMATION TECHNOLOGY**

Scott Waid ..... Senior Vice President, Head of Technology Services  
 Chip Graham ..... Director, AV Technical Services  
 Paul Lupcke ..... Director, Platforms/Applications  
 John Baxley ..... Director, Cyber Security & Infrastructure  
 Brian Howell ..... Senior Manager, IT Engineering  
 Michael Lothamer ..... Manager, IT Operations  
 Mark Phipps ..... Senior Display Systems Engineer  
 Andrew Tanguay ..... Senior Display Systems Engineer  
 Casey Comeaux ..... IPTV Engineer  
 Zachary VanDyke ..... Systems Administrator  
 Tyler Welker ..... POS Systems Engineer  
 Katherine Markey ..... Customer Data Analyst  
 Deon Campbell ..... Senior Desktop Analyst  
 ShaQwana Phoenix ..... Platforms/Systems Administrator  
 Sophia Bowers ..... CRM Analyst  
 Anthony Pia ..... Trainee, Application Developer

**LEGAL**

Jonathan Smith ..... Senior Vice President & Deputy General Counsel  
 Jason Domir ..... Vice President & Deputy General Counsel  
 Robyn Farmer ..... Vice President & Deputy General Counsel  
 Heather Metzger ..... Senior Manager, Legal Services  
 Amy Wall ..... Senior Manager, Legal Services

**COMMUNICATIONS**

Beth Marshall ..... Senior Vice President, Communications  
 Sarit Babboni ..... Director, Communications  
 Jared Burleyson ..... Manager, Baseball Communications  
 Franco Garcia ..... Manager, Player Relations  
 Kara Zoellner ..... Senior Coordinator, Corporate Communications  
 Mitch George ..... Coordinator, Baseball Communications

**MARKETING**

Adam Zimmerman ..... Senior Vice President, Marketing & Content

**ALUMNI RELATIONS**

Greg McMichael ..... Director, Alumni Relations  
 Douglass Licitra ..... Coordinator, Growing the Game – Baseball  
 Janie Webb ..... Coordinator, Growing the Game – Softball

**COMMUNITY AFFAIRS & ATLANTA BRAVES FOUNDATION**

Danielle Bedasse ..... Vice President, Community Affairs  
 & Executive Director, Atlanta Braves Foundation  
 Kathryn Worsham ..... Senior Manager, Community Affairs & ABF  
 Simone Walls ..... Manager, Community Affairs & ABF  
 Natalie Johnson ..... Manager, Community & Foundation  
 Cassidy Cason ..... Development Specialist, ABF  
 Cameron Wilson ..... Trainee, Community & Foundation  
 Alex Hall ..... Trainee, Atlanta Braves Foundation

**FAN EXPERIENCE**

Scott Cunningham ..... Vice President, Fan Experience  
 Geoffrey Schmidt ..... Senior Director, Entertainment & Events  
 Scott Brooks ..... Director, Production  
 Trevor Terry ..... Editor  
 Terrance Beavers ..... Editor  
 Alan Brazzell ..... Editor  
 Adam Feldhaus ..... Motion Graphic Designer  
 Jacob Mosella ..... Mascot Manager  
 Taylor Koesters ..... Senior Coordinator, Entertainment & Events  
 Madison Lockrem ..... Coordinator, Entertainment  
 Gibson Daniel ..... Trainee, Entertainment & Events  
 Shelby Fuentes ..... Trainee, Production

**MARKETING**

Greg Mize ..... Vice President, Marketing & Innovation  
 Insung Kim ..... Vice President, Creative Director  
 Jori Palmer ..... Director, Marketing & Advertising  
 Eugene Brooks ..... Director, Diversity Marketing  
 Ricky Mast ..... Manager, Digital Media Content  
 Jon Moses ..... Manager, Marketing & Automation  
 Daniel Easley ..... Graphic Designer  
 Aaron Ward ..... Graphic Designer  
 Eric Pellicano ..... Graphic Designer  
 Victoria Rossman ..... Coordinator, Digital Marketing  
 Katie Kovacs ..... Coordinator, Marketing & Advertising  
 Kennedy Looper ..... Marketing Automation Coordinator  
 Lizzy Nguyen ..... Marketing Automation Coordinator, Growth  
 Becca Fallon ..... Coordinator, Digital Marketing  
 Ballard Ackaway ..... Trainee, Marketing & Advertising

**BUSINESS STRATEGY**

Jim Smith ..... Senior Vice President, Business Strategy  
 Justin Watkins ..... Vice President, Business Intelligence  
 Cole Alford ..... Manager, Business Strategy & Analytics  
 Megan Toale ..... Trainee, Business Strategy & Analytics

**PEOPLE CAPITAL**

Art Evans ..... Senior Director, Talent Management  
 Ashley Guy ..... Manager, People Capital  
 Shannon DeZilva-White ..... Manager, People Capital  
 Stephen Brantley ..... Manager, Compensation & Benefits  
 Jenna Schafer ..... Recruiter  
 Brandon Stewart ..... Generalist, People Capital

## RETAIL

Lisa Williams	Senior Director, Retail
Kathy Hakiki	Senior Manager, Retail Buying Operations
Allen Sandberg	Senior Manager, Retail Operations
Alyse Coster	Manager, Retail Authentics/Marketing
Bart Sepulveda	Manager, Inventory & Distribution Center
Sydney Van Alstyne	Manager, Retail Operations
Danielle Williams	Manager, Braves Clubhouse Store
Zac Leshner	Senior Coordinator, Retail Buying
Taryn Taylor	Senior Retail Buying & Marketing Coordinator
Jon Vazquez	Coordinator, Distribution Center
Emaeus Thomas	Coordinator, Retail Operations
Shelby Ringle	Coordinator, Retail Merchandising
De'Andrea Hall	Coordinator, Merchandise & Distribution Center
Camille Hatchett	Retail Assistant Buying
Claire Berling	Trainee, Retail Operations
Logan Ogle	Trainee, Retail Distribution

## STADIUM OPERATIONS &amp; SECURITY

Brian Haynes	Vice President, Security
Vernon Nix	Director, Security
Pam McIver	Senior Manager, Security
Barbara Middlebrooks	Senior Coordinator, Security Operations
Juwuan Tolbert	Senior Coordinator, Braves Security
Alexis Bicek	Coordinator, Braves Security
John Alvarez	Supervisor, Security
Robert Touchstone	Supervisor, Security
Penny Seabrooks	Supervisor, Security
Duane Timmons	Supervisor, Security
Delmar Wright	Supervisor, Security
Lakeithia Murray	Supervisor, Security

## TICKET OPERATIONS

Anthony Esposito	Senior Vice President, Ticket Operations
Jessica Lee	Director, Ticket Ops - Atlanta Braves & Truist Park
Cory Dalin	Director, Ticket Operations - Atlanta Braves
Taylor Guy	Manager, Ticket Operations & Accessible Seating
Gloria Wickham	Senior Coordinator, Ticket Operations
Dawn Dzierzynski	Senior Coordinator, Ticket & Financial Ops.
Hunter Tomko	Senior Coordinator, Ticket Operations
Emmanuel Slaughter	Coordinator, Ticket Operations
Luke Gattis	Associate, Ticket Operations

## TICKET SALES

Paul Adams	Senior Vice President, Ticket Sales
Joel Vece	Senior Director, Ticket Sales & Service

## GROUP SALES

Seth Condra	Senior Manager, Group & Hospitality Sales
Stacey Nicely	Director, New Ticket Initiatives
Celeste Fredericks	Senior Consultant, New Ticket Initiatives
Rick Collier	Senior Consultant, Group & Hospitality Sales
Evan Avery	Consultant, Group & Hospitality Sales
Robert Lotspeich	Consultant, Group & Hospitality Sales
Charlie LeCroy	Account Executive, Group & Hospitality Sales
Ansley Lloyd	Account Executive, Group & Hospitality Sales
Sidney Sorenson	Account Executive, Group & Hospitality Sales
Isabel de Armas	Account Executive, New Ticket Initiatives

## BUSINESS DEVELOPMENT

Dan Eanes	Director, Membership Sales
Nick Hefley	Team Lead, Membership Sales
Bobby Lindsey	Senior Account Executive, Membership Sales
Jon Snowden	Account Executive, Membership Sales
Will McConnell	Account Executive, Membership Sales
Jordan Bradford	Account Executive, Membership Sales
Alex Gilstrap	Account Executive, Membership Sales
Cayce Bell	Trainee, Ticket Sales

## INSIDE SALES

Richard Thornton	Director, Ticket Sales
Drew Swank	Trainee, Ticket Sales
Matthew Shuler	Trainee, Ticket Sales
Margaret Crick	Trainee, Ticket Sales
Sam Marshall	Trainee, Ticket Sales
Alex Happoldt	Trainee, Ticket Sales
Emma King	Trainee, Ticket Sales
Matt Smith	Trainee, Ticket Sales
Scott Williams	Trainee, Ticket Sales
Victoria Wycaster	Trainee, Ticket Sales
Will Jordan	Trainee, Ticket Sales
Will Phillips	Trainee, Ticket Sales

## MEMBER EXPERIENCE

Andrew Walters	Senior Director, Membership Sales & Service
Danson Smith	Senior Manager, Membership Experience
Stacy Condra	Project Consultant, Ticket Sales
Nabil Yang	Senior Consultant, Member Experience
Danielle Brumbelee	Senior Consultant, Member Experience
Cory Hawkins	Consultant, Member Experience
Audie Franza	Account Executive, Member Experience
Kameron Watson	Account Executive, Member Experience
Miranda Mims	Account Executive, Member Experience
Joshua Lomax	Account Executive, Member Experience
Emily DeVito	Account Executive, Member Experience
Carly Zabow	Account Executive, Member Experience

## BRAVES DEVELOPMENT COMPANY

Jeremy Strife	Executive VP, Braves Development Company
Lauren Abernethy	Vice President, BDC Marketing
Billy Rowland	Vice President, BDC Operations
Dale Bolenbaugh	Vice President, BDC Security
Kacey Dodd	Senior Manager, BDC Marketing
Matt Wolfenbarger	Manager, BDC Operations
Marvin Bell	Manager, BDC Security
Katie Boland	Manager, BDC Marketing
Christine Ramirez	Executive Assistant to Jeremy Strife
Kylie Guckian	Senior Office Coordinator
Mia Bolton	Coordinator, Events & Partnership
Todd Ayers	Maintenance Technician IV
Justin White	Maintenance Technician III
Ryan Jerman	Maintenance Technician III
Christian Pearson	Maintenance Technician
Jessica Colvin	Trainee, The Battery Marketing



**BRAVES EXECUTIVES**



# TERRY McGUIRK

## Chairman

Terry McGuirk is Chairman & CEO of Braves Holdings, LLC, the parent company of the Atlanta Braves and Braves Development Company. In his role as Chairman and Control Person of the Atlanta Braves, McGuirk maintains executive oversight of all aspects of the Braves franchise including all team and player personnel operations, business operations, Truist Park and representation of the Braves at Major League Baseball ownership meetings. McGuirk is also the Chairman of Braves Development Company, the Braves real estate development entity that owns and operates The Battery Atlanta mixed use development adjacent to Truist Park.

In 2021, McGuirk oversaw the holistic organizational efforts that culminated in the Braves' fourth World Series title.

McGuirk spent 35 years at Turner Broadcasting System, Inc. (TBS), beginning in 1972 as an account executive with WTCCG, which later became TBS Superstation. In 1973, he assumed the same role at TBS-owned WRET in Charlotte, N.C. McGuirk returned to Atlanta in 1975 as director of cable relations, where he was instrumental in the launch of TBS Superstation and played a key role in the launch of every Turner network through 2001.

In 1978, McGuirk was named director of special projects for TBS, Inc. and in 1979, was appointed vice president of TBS, Inc. From 1987 to 1991, he served as president of Turner Network Sales and CNN International Sales, Ltd., where he set up the company's international sales and distribution operations. He was elected to the TBS, Inc. board of directors in July 1987. Concurrently, McGuirk was president of Turner Sports where, during his tenure, he was instrumental in securing coverage of the Olympics for cable television for the first time and oversaw the resurgence of the winningest team in baseball, the Atlanta Braves.

As executive vice president, McGuirk served as the company's second in command from 1991

to 1996. When TBS, Inc. merged with Time Warner Inc. in 1996, he succeeded R.E. (Ted) Turner as chairman, president and CEO.

He served as chairman and chief executive officer of the company until March 2001. From that point through December 2003, McGuirk was vice chairman of Turner Broadcasting System Inc., along with being chief executive officer of the company owned Atlanta sports teams, including the Major League Baseball Braves, the National Basketball Association Hawks and the National Hockey League Thrashers.

McGuirk has served on the board of many cable industry-related groups and the International Olympic Committee's Radio and Television Commission. He was the 1989 recipient of the NCTA Vanguard Award for Young Leadership and was inducted into the fellowship of Cable Television Pioneers at the 1996 NCTA Convention.

A native of Bayshore, N.Y., McGuirk is a graduate of Portsmouth Abbey School and holds a bachelor of arts degree in American history from Middlebury College.

McGuirk is on the MLB Executive Council and is the immediate past Chairman of the Board of Major League Baseball's Business and Media Committee, the successor to MLB Advanced Media (MLBAM). He also serves on the MLB Ownership Committee. McGuirk is the chairman of the newly formed Major League Baseball Media Committee.

He is a Trustee Emeritus of both Piedmont Healthcare and The Westminster Schools. McGuirk was the 2000 recipient of the Anti-Defamation League's Stewart Lewengrub Torch of Liberty Award. In 2006, he received the Governors Award from the southeastern chapter of the National Academy of Television Arts & Sciences and, in 2010, he entered the Cable Television Hall of Fame.

Terry and his wife, Nancy, live in Atlanta and have four children.

## ATLANTA BRAVES OWNERSHIP

Liberty Media Corporation officially acquired the Atlanta Braves on May 16, 2007, when Baseball Commissioner Allan H. ("Bud") Selig announced that Major League Baseball ownership had approved Turner Broadcasting and Time Warner's sale of the team.

Based in Englewood, Colo., Liberty Media owns interests in a broad range of electronic retailing, media, communications, sports and entertainment businesses. Liberty's Chairman is John Malone and its President and CEO is Greg Maffei.



# DEREK SCHILLER

**President and CEO, Atlanta Braves**

In his 20th season with the Atlanta Braves, President and Chief Executive Officer Derek Schiller manages all business and ballpark functions of the team. Schiller oversees

revenue-driven areas including corporate partnerships, ticket sales, broadcasting, licensing, special events, retail merchandise, and concessions, plus all service-driven departments including client services, guest services, ticket operations, alumni relations, communications, community relations, marketing, people capital, and ballpark operations. As part of his role, Schiller sets the strategic vision for the Atlanta Braves, guides the Braves brand, champions innovation across all areas of the business, and manages the wide array of talented Braves employees.

Outside of the ballpark, Schiller and the executive team have guided the philosophy behind The Battery Atlanta to ensure a seamless integration with Truist Park, in both an aesthetic and strategic capacity. This new approach to adding a massive real estate development as part of a new ballpark has been recognized around the world.

Schiller has been a key factor in guiding the front office to further increase sales and visibility, improve customer service, and become an industry leader with innovations within the business of professional sports, particularly with business analytics and processes, fan engagement, and mobile ticketing and ordering. He also oversaw the addition of the team's diversity and inclusion marketing department, the first team in Major League Baseball to have a defined department within the diversity engagement space.

Under Schiller's direction, the Braves have introduced many technical developments including digital ticketing, variable and dynamic pricing, and a Customer Relationship Management system that has enhanced customer service and data management for both corporate partners and ticket holders. During his tenure, the organization has also placed a focus on expanding fan outreach by creating engaging content on all social media platforms.

Schiller works closely and collaboratively with Braves Chairman Terry McGuirk, President of Baseball Operations Alex Anthopoulos and President of Braves Development Company Mike Plant.

Additionally, Schiller oversees all broadcasting relationships, which include Braves television partner Bally Sports South and Bally Sports Southeast, as well as the team's radio partner, Dickey Broadcasting, and the Braves Radio Network of affiliates across the Southeast.

As part of the Braves' executive leadership team, Schiller was instrumental in securing plans for Truist Park and The Battery Atlanta and played a pivotal role throughout the design and execution phases of the project. Collaborating with Truist Park planners and architects, Schiller and the executive team tailored the ballpark to authentically represent the organization and its rich history, while creating unique gameday experiences for fans and visitors. Schiller's emphasis on innovation was the driving force behind many of these enhancements, along with technology partnerships that made Truist Park the most technologically advanced venue in all of sports.

Schiller joined the Braves in November 2003 as senior vice president of sales and marketing and was promoted to executive vice president of sales and marketing in August 2007. He came to the Braves after serving as vice president of sales and marketing for the Atlanta Thrashers hockey team since 1998. In that position, he led the development of the Thrashers as an expansion franchise in the National Hockey League, which included the management of all business operations and marketing.

Before joining the Thrashers, Schiller served as vice president of business development for the New York Yankees from 1996 to 1997. While there, he was responsible for all revenue-producing and related functions, including sponsorship sales, marketing, ticket and suite sales, publications, concessions and merchandising, fan services and licensing. He was instrumental in putting together one of the largest sponsorship deals in sports between the Yankees and Adidas.

Schiller earned a degree in engineering from Vanderbilt University. He is on the board of directors of the Metro Atlanta Chamber of Commerce, serves as an executive board member of the Atlanta Convention and Visitors Bureau, and is a board member of the Atlanta Sports Council, the Cobb Chamber of Commerce, and the Jack and Jill Late Stage Cancer Foundation. He also serves on the Truist Atlanta Advisory Council and a number of MLB committees. Schiller is an alumnus of Leadership Atlanta and supports several metro Atlanta charities. Schiller and his wife, Kristin, live in Atlanta and have two children, Luke and Carson.



## MIKE PLANT

**President and CEO, Braves Development Company**

Mike Plant is in his 20th season with the Atlanta Braves, and his sixth as President and Chief Executive Officer of Development. Plant joined the organization as Executive Vice President of Business Operations in November of 2003.

In his role, Plant oversees the Braves real estate and development holdings including The Battery Atlanta, its development and project management teams, design, financing, construction and leasing activities. Braves and Battery security, life safety, parking and government relations are all consolidated under Plant's leadership. He also works with key Braves executives managing all Minor League Team operations and the new Spring Training complex in North Point, Florida.

As part of the Braves executive leadership team, Plant was instrumental in the Braves' efforts to secure and plan Truist Park and the adjacent mixed-use development, The Battery Atlanta, which opened in Cobb County in April 2017. The creative and innovative approach Plant led since inception has been recognized as a leading example of how to structure a successful Public/Private partnership now generating substantial returns for multiple government entities. Oversight and direct responsibility for managing all aspects of design, project management, financing, leasing and construction led to delivering approximately 2.5MM square feet in less than 36 months. A \$300MM, 800,000 square foot phase 2 of The Battery Atlanta started in July 2018. The hallmark of this phase is led by thyssenkrupp, the global leader in urban mobility, and Papa John's Pizza creating their new headquarters at The Battery Atlanta.

Plant joined the Braves after having served as Executive Vice President of Turner Sports since February 2002. In that position, he was in charge of the day-to-day operations of the division, a \$500-million acquisition, promotion and production company that at the time broadcast approximately 1,200 hours of sports programming on various Turner networks.

Before becoming Executive Vice President of Turner Sports, Plant was President of Ted Turner's multi-sport event, The Goodwill Games, and Vice President of Events for Turner Sports. He was responsible for the overall direction and management of The Goodwill Games, as well as all sports properties acquired by Turner Sports.

Prior to joining Turner Sports, Plant was Owner and President of Medalist Sports, a full-service sports marketing company he founded in 1988. Medalist Sports created and operated premier professional cycling events in the United States and China. In addition, Plant was the Associate Executive Director of the United States Cycling Federation in Colorado Springs, Colo., from 1986 to 1988 and the Executive Director of the Canoe and Kayak Team from 1985 to 1986.

Plant was a member of the 1980 U.S. Olympic speedskating team in Lake Placid, NY, and a six-time member of the U.S. World Championship speedskating teams. Since 1980, he has chaired numerous committees and boards for the U.S. Olympic Committee (USOC), the U.S. International Speedskating Association, International Cycling Federation, and USA Cycling. Plant served on the Atlanta Committee for the 1996 Olympic Games (ACOG) Board of Directors and the Board of Trustees for the Salt Lake City Olympic Bid Committee for the 2002 Winter Games.

Plant served two eight-year terms on the USOC's Board of Directors and Executive Committee (1984-1992 and 2003-2011). He was Chairman of the USOC Athletes Council, and Chairman of the Athlete Performance Group (1992-1996). Plant was President of USA Cycling, the National Governing Body for Olympic cycling, from 1995 to 2002, and President of U.S. Speedskating from 2013-2018.

Internationally, Plant served on the International Cycling Federation's (UCI) Executive Committee for 20 years, and was President of three different commissions. In 2009, Plant was elected U.S. Olympic Chef de Mission for the Olympic team for the 2010 Vancouver Olympic Games.

He and his wife Mary have two daughters, Erika and Maddie, and a son, Drew.





# ALEX ANTHOPOULOS

**President, Baseball Operations and General Manager**

Alex Anthopoulos is in his sixth season with the Braves. He joined the club in November 2017 as the executive vice president and general manager. In February 2020, Anthopoulos was promoted to president, baseball operations and general manager, and received a contract extension.

The Braves won the 2021 World Series under his guidance and have won the National League East in each of his first five seasons leading Atlanta's baseball operations department.

He is the 12th Braves general manager since the franchise moved to Atlanta in 1966.

Anthopoulos, who reports to Chairman Terry McGuirk, oversees all aspects of the club's baseball operations. He came to the Braves after spending the 2016 and 2017 seasons as the Los Angeles Dodgers' vice president of baseball operations.

He joined the Dodgers in January 2016 following six seasons as the Toronto Blue Jays' general manager, which culminated in an American League East title in 2015 to snap Toronto's 22-year postseason drought.

Anthopoulos began his baseball career with the Montreal Expos as a media relations intern in 2000 before transitioning to international scouting and serving as Montreal's coordinator for amateur and professional scouting for the 2002 and 2003 seasons. The Expos expanded his duties in 2003, adding the title of Scouting Supervisor for Canada.

He joined Toronto following the 2003 season as a scouting coordinator and earned a promotion to vice president, baseball operations and assistant general manager on January 8, 2006. On October 3, 2009, he accepted the position of senior vice president, baseball operations and general manager.

He was named *Baseball America's* Executive of the Year in 2022. Furthermore, Anthopoulos was selected as *Sporting News's* MLB Executive of the Year at the conclusion of the 2015 campaign – the only executive in Blue Jays history to achieve the honor.

Born May 25, 1977, Anthopoulos is a native of Montreal, Quebec. He is fluent in English and French, and he also speaks some Spanish and Greek. With his Greek descent, he lent his services to the Greek National baseball team around the 2003 European Championships before helping to assemble the Greek national team for the 2004 Olympics in Athens.

Anthopoulos attended Lower Canada College and Marianopolis College before majoring in economics at McMaster University in Hamilton, Ontario.

He and his wife, Cristina, have a daughter, Julia, and a son, John.



## BRAVES GENERAL MANAGERS

Alex Anthopoulos is the 12th general manager in club history. Bill Lucas, who is listed below, never received the title of general manager, but performed all the duties of the position.

John Quinn.....	1945-58
John McHale.....	1958-66
Paul Richards.....	1966-72
Eddie Robinson.....	1972-76
John Alevizos.....	1976
Bill Lucas.....	1976-79
John Mullen.....	1979-85
Bobby Cox.....	1986-90
John Schuerholz.....	1990-2007
Frank Wren.....	2007-14
John Hart.....	2014-15
John Coppolella.....	2015-17
Alex Anthopoulos.....	2017-present



## GREG HELLER

**Executive Vice President, Chief Legal Officer**

The 2023 season marks Greg Heller's 23rd as legal counsel to the Braves. As Executive Vice President and Chief Legal Officer, Heller manages and oversees all legal affairs for the

Braves. Heller also has ultimate oversight for all legal issues related to Truist Park, The Battery Atlanta and for the Braves' spring training facility, CoolToday Park, and had ultimate oversight for all legal matters related to the negotiation, planning and development of all three projects for the Braves organization.

Heller's responsibilities and duties include providing guidance and counsel on baseball operations matters, sales and marketing, broadcasting, stadium and business operations, intellectual property, corporate governance, legislative affairs, employment and litigation.

Prior to serving as Executive Vice President and Chief Legal Officer of the Braves, Heller spent nearly seven years with the TBS sports legal group which included the Braves, the Atlanta Hawks, the Atlanta Thrashers, Philips Arena, the Goodwill Games, the Turner Sports television group (and its NBA, NASCAR, PGA, British Open and MLB properties), and the Turner Sports new media group (and its NASCAR, PGA and PGA TOUR and ACC Select properties).

Heller began his career in sports law as an undergraduate at Indiana University where he graduated cum laude with a Bachelor of Science degree in Sports Marketing/Management. While at Indiana, Heller completed internships with the Peoria Chiefs, a minor league affiliate of the Chicago Cubs, and with the Indiana University athletic department.

Upon graduating from IU, Heller entered law school at Marquette University. While at Marquette, Heller was an active participant in the sports law program, including serving as a member and Student Articles Editor of the Marquette Sports Law Journal, serving as a member of the Sports Law Society, authoring a law review article on the NCAA enforcement process and completing internships with the National Sports Law Institute, Harley Davidson, the Milwaukee Brewers and Reece & Lang PC, the legal division of an Atlanta-based sports management firm.

Upon graduating from Marquette, Heller became an Associate Attorney with the Atlanta firm of Powell Goldstein Frazer & Murphy (now part of Bryan Cave) where he concentrated his practice on general corporate, mergers and acquisitions, securities and sports and entertainment law matters from 1996 to 1997. In the Fall of 1997, Heller joined the Chicago law firm of Horwood Marcus & Berk and continued his practice in general corporate, mergers and acquisitions and sports and entertainment law matters before joining TBS in the Fall of 2000.

Heller serves on Advisory Boards at Marquette University Law School, Indiana University, Blessed Trinity Catholic High School and the Kennesaw State Athletics Association. In 2004, Heller was named by Marquette University as its Sports Law Alumnus Of The Year. In 2017, Heller was named the W.W. Patty Distinguished Alumnus by the Indiana University School of Public Health.

Heller and his wife, Krista, live in Roswell and have four children, Madelyn, Charlie, John and Elizabeth.







## JILL ROBINSON

**Executive Vice President, Chief Financial Officer**

Jill Robinson is in her sixth season with the Braves after joining the organization in April 2018 as chief financial officer and executive vice president.

In her role, Robinson oversees the Braves' entire accounting and finance operations, leading a team of 25 finance and accounting professionals. Robinson also manages the Braves' financial interests in The Battery Atlanta, the world-class mixed used real estate development located around Truist Park.

Prior to joining the Braves, Robinson worked for McKesson Corporation for 16 years in both San Francisco, Calif., and Atlanta, Ga., serving in a variety of roles for the Fortune 50 company. At the time of her departure, Robinson was the chief financial officer and senior vice president for McKesson Technology Solutions, a \$3 billion healthcare technology company.

She began her career at McKesson in 2001 as a director in the procurement finance department, managing a team that provided all accounting and finance functions for the pharmaceutical purchasing organization. Robinson moved to a director's role in Investor Relations in April 2004, before she was promoted to Vice President of Internal Audit in November 2005.

In March 2010, Robinson became the chief financial officer and vice president of RelayHealth Pharmacy, growing a three-person department to a team of 35 during her tenure.

In November 2011, Robinson became the chief financial officer and senior vice president for McKesson Provider Technology, a company worth over \$2 billion. Her team of 250 supported several acquisitions and subsequent integration efforts, while also sponsoring a major legal entity streamlining process.

She was named chief financial officer and senior vice president of McKesson Technology Solutions in February of 2013, and oversaw a team of over 350 for the next four-plus years until joining the Braves.

Robinson began her professional career in 1992 in Indianapolis with Deloitte & Touche, before serving as Controller for Tambourine, Inc., an independent record label, in San Francisco from 2000 to 2001.

A native of Naperville, Ill., Robinson graduated from the University of Illinois with a degree in accountancy in 1992. She became a certified public accountant in November of that year.

Jill has always had a passion for career development and supporting women in the workforce, and has served as a founder and executive sponsor of McKesson women's employee resource groups, OWNIT-Bay Area and OWNIT-Georgia, and a founder and executive sponsor of the McKesson Career Development Council – Bay Area & Atlanta. Robinson was also a steering committee member on McKesson's Finance Rotational Development Program. She currently serves on the Advisory Board for the Atlanta CFO Forum, and in 2021, was recognized by the CFO Forum as Atlanta's Preeminent CFO. She is also on the Atlanta Area Council of the Boy Scouts of America Board of Directors and the Board of Directors of ArtsNow.

Robinson lives in Johns Creek with her husband, Rob, and their two children, daughter, Chloe, and son, Tyler.





## CHIP MOORE

**Executive Vice President & Senior Advisor**

The 2023 season marks Chip Moore's 46th with the Braves organization. Moore, executive vice president and senior advisor, assists the Braves' executive board with long-

term planning and oversees the club's spring training facility and Florida operations. Moore spent nine years (2009-17) as the Braves' chief financial officer, after spending 12 seasons (1997-2008) as senior vice president and controller. He was named to his current position on February 5, 2018.

Moore was instrumental in the Braves' efforts to secure Truist Park and the club's mixed-use development, The Battery Atlanta, both of which opened in 2017. Moore played an important role in lease negotiations, relocation, design and construction of minor league ballparks in Rome, Ga., Pearl, Miss., and Gwinnett, Ga.

For over 25 years, Moore led the Braves finance and accounting function and played a key role in Braves successes both on and off the field. This included managing financial tasks associated with Braves post-season runs, MLB's 2000 All-Star Game in Atlanta and the many challenges associated with the moves from Atlanta-Fulton County Stadium to Turner Field and finally to Truist Park.

In addition, Moore was an instrumental figure in the lease negotiation, design and construction of the Braves' spring training complex in North Port, Fla., in Sarasota County.

Moore steadily moved up through the organization during his tenure. He began as an usher at Atlanta-

Fulton County Stadium before working nine seasons as a member of the Braves grounds crew. In 1985, he joined the Braves accounting department and rose to assistant controller in 1988 and controller in 1992 before becoming chief financial officer in 2009 and named to his current position in 2018.

Moore also worked on the establishment of the Braves charitable entity, the Atlanta Braves Foundation, and has served on its Board of Directors since inception.

Moore graduated from Oglethorpe University in 1985 with a degree in business administration, majoring in accounting.

Moore serves on the Board of Directors for the Atlanta Braves Foundation. He served on the Minor League Baseball Board of Trustees for 14 years and on the Board of Directors of the South Atlantic League of Professional Baseball for 29 years, including 20 years as its vice president. In 2006, Moore was inducted into the South Atlantic League Hall of Fame for his contributions to the Rome Braves and the SAL. Additionally, Moore has served on the Board of Directors for the International League and Southern League of Professional Baseball. Locally, he serves on the Board of Atlanta Area Council of Boy Scouts.

Chip and his wife, Anne, reside in Kennesaw, Ga., and have two children, Jordan and Will.





## DERETTA RHODES, PH.D.

**Executive Vice President, Chief Culture Officer**

DeRetta Rhodes, Ph.D. is in her fifth season with the Braves after arriving in January 2019. She joined the organization as Senior Vice President of Human Resources before getting promoted to Executive Vice President, Chief People Capital Officer, in January 2021. She was elevated to her current role, Executive Vice President, Chief Culture Officer, in January 2022.

Dr. Rhodes, who oversees communications, community affairs and people capital initiatives for the organization's Major League and The Battery Atlanta operations, has left a lasting impact in her short time with the Braves.

She has transformed the people capital department, expanded the culture of the organization with training programs and employee resource groups and created an internal diversity, equity and inclusion council. She also managed the organizational changes which became necessary due to the pandemic.

Prior to joining the Braves, Dr. Rhodes was the Executive Vice President/Chief Human Resources Officer of the YMCA of Metro Atlanta, Vice President of Human Resources at First Data, Vice President of Human

Resources for Turner Broadcasting and held leadership positions at Ernst & Young, ADP, HomeGrocer.com and YUM Brand.

Dr. Rhodes received her undergraduate degree from the University of Georgia, her Master's in Business Administration from Clark Atlanta University and her Ph.D. in adult education from the University of Georgia. She is a certified facilitator for the Benchmark 360 assessment by the Center for Creative Leadership, DISC coach and facilitator, qualified facilitator for the Myers-Briggs Type Indicator (MBTI), HOGAN Assessment and HOGAN 360.

A Kansas City native, Dr. Rhodes has also served in the Metro Atlanta community, in various board member roles and activities, most recently: Woodruff Arts Center, 21st Century Leaders, Goodwill of North Georgia, 21st Century Leaders, Woodruff Arts Center and TedX UGA Speaker (March 2018).

She was also recognized as 100 Women of Influence by the Atlanta Business League, and also as National Diversity & Leadership Top 100 HR Professionals.

Dr. Rhodes lives in Atlanta, Ga. with her husband, Leon, and her three sons, Cole, Austin and Jordan.





# JOHN SCHUERHOLZ

**Vice Chairman, Emeritus**

Named Vice Chairman Emeritus by the Braves in 2018, John Schuerholz is in his 58th year in professional baseball and his 33rd season

in Atlanta. He served as club president for eight and a-half years before being named vice chairman in March 2016.

As president and then as vice chairman, Schuerholz was instrumental in the planning and building of Truist Park and the mixed-use development, The Battery Atlanta, which opened in April 2017.

Schuerholz received the game's highest honor in December 2016, when he was elected to the National Baseball Hall of Fame. He was formally inducted into the illustrious club in Cooperstown, N.Y., on July 30, 2017.

Following 26 years as a Major League general manager, from 1982 to 2007, Schuerholz stepped aside as GM after the 2007 season and was named president of the Braves on October 11, 2007. He spent 17 seasons as the Braves' executive vice president and general manager, from 1991 to 2007.

Schuerholz came to the Braves from the Kansas City Royals in October 1990. Under his leadership and guidance as a GM, the Braves achieved unprecedented success, compiling the best record in baseball over those 17 seasons from 1991 to 2007 (1,594-1,092; .593). The Braves established an American professional sports record by winning 14 consecutive division titles from 1991 to 2005 (the 1994 season was not played to completion).

The Braves won five National League pennants, one World Series and several organization of the year awards. The club won 100-or-more games six times under Schuerholz, including five times in seven seasons from 1997 to 2003.

During his career with Baltimore, Kansas City and Atlanta, Schuerholz has been associated with four World Champions (1966, 1985, 1995, 2021), nine pennant winners and 22 division crowns. In 2004, to honor his nearly 40 years of success at the major league level, *Baseball America* named him the recipient of the prestigious Lifetime Achievement Award. Atlanta's overall success in 2005 also helped the Braves earn *Baseball America's* prestigious Organization of the Year award.

When the Braves won the 1995 World Series, Schuerholz became the first executive to be general manager of world championship teams in both the American and National Leagues. In his 26 years as a general manager with Kansas City and Atlanta, his teams totaled an amazing 2,348 wins.

During Schuerholz's time with Kansas City, the Royals won one World Championship, two American League pennants and six division crowns. The *Sporting News* selected him as the Major League Executive of the Year in 1985, when Kansas City won the World Series.

Schuerholz was inducted into the Braves Hall of Fame in August 2016 and the Georgia Sports Hall of Fame in February 2015. In January 2014, he was honored with the Outstanding Achievement in Baseball Award by the Professional Baseball Scouts Foundation. He was inducted into the Atlanta Sports Hall of Fame in 2008 and the Negro Leagues Baseball Museum recognized John as the National League Executive of the Year with its Andrew "Rube" Foster Award in 2001, 2002 and 2005. After the Braves' 1991 worst-to-first performance, Schuerholz was named the Executive of the Year by UPI, the Boston Writers Association and the Maryland Tops in Sports group, Executive of the Year by the Georgia Securities Association and Georgian of the Year by Georgia Trend Magazine.

Schuerholz has served on a variety of Major League Baseball's committees throughout his career, including being appointed by then-Commissioner "Bud" Selig to chair the newly-formed Instant Replay Committee. In three years, the committee oversaw the implementation of expanded replay, creating a modernized, effective system for replay reviews. Schuerholz has also served as chairman of the Pace of Game Committee, and on the Playing Rules Committee.

A native of Baltimore, Schuerholz left a job as a junior high school teacher to join the Orioles in 1966. He moved to Kansas City two years later, and as an administrative assistant, was involved in the expansion draft that created the first ever Royals roster. He was named Assistant Farm Director in 1970 and became Farm Director in 1975. He was promoted to director of player procurement and development in 1976 and vice president-player personnel in 1979. The Royals named Schuerholz executive vice president and general manager in October of 1981, when he was 41.

Born October 1, 1940, Schuerholz is a graduate of Towson (MD) University, where he played soccer and baseball. He was an all-conference choice in baseball and the school's Athlete of the Year in 1962. He was inducted into Towson's Athletic Hall of Fame in 1973 and served on the school's Board of Visitors. Towson's baseball facility is named John Schuerholz Park.

Schuerholz's book, "Built to Win: Inside Stories and Leadership Strategies from Baseball's Winningest GM," was released in the spring of 2006.

He and his wife, Karen, have two children, Gina and Jonathan, and four grandchildren. Jonathan has been in the Braves organization since 2002.



## BOBBY COX

### Special Assistant to the General Manager

Bobby Cox is in his 13th season in a consulting role for the Braves after retiring from his legendary managerial career following the 2010 campaign.

Cox was awarded baseball's highest honor in 2014, when he was inducted into the National Baseball Hall of Fame, along with fellow managers Tony La Russa and Joe Torre and former players Tom Glavine, Greg Maddux and Frank Thomas.

On September 23, 2009, the Braves announced that Cox had agreed to a contract extension for the 2010 season, and Cox himself announced that he would retire from managing at the conclusion of the 2010 campaign. As part of his contract extension, Cox was given a consulting agreement. In his role, he advises and consults in all areas of baseball operations, including the Major League Club, spring training, minor league operations and scouting. In addition, Cox works with the office of the president on special business projects.

Cox spent 29 seasons as a Major League skipper, including 25 seasons in two stints at the helm of the Braves. His 2,504 wins rank fourth all-time and include a franchise-best 2,149 victories with the Braves and 355 with the Toronto Blue Jays. Cox posted an overall career record of 2,504-2,001-3 (.556). He won his 2,500th game on September 25, 2010, at Washington.

In his final season in 2010, the Braves went 91-71 and claimed the first National League Wild Card in franchise history. The 2010 campaign was Cox's 15th with 90-or-more wins. That tied him for second all-time in 90-win seasons with Hall of Fame skipper Joe McCarthy, one behind John McGraw's record 16. Cox and McCarthy are the only managers in Major League history to compile six 100-win seasons.

Cox won 15 division crowns in his career, including 14 straight in Atlanta that led to five pennants (1991, 1992, 1995, 1996 and 1999) and one World Championship (1995). He had a string of 15 consecutive winning seasons from 1991 to 2005, tying him with Al Lopez and Earl Weaver for third place all-time behind Joe McCarthy (20) and Sparky Anderson (17) for the most consecutive winning campaigns.

Cox was voted the Manager of the Year by the Baseball Writers' Association of America four times (1985 with Toronto and 1991, 2004 and 2005 with Atlanta). The *Sporting News*, in a poll of his peers, honored Cox as the league's top skipper seven times with the Braves and eight times overall. No other manager has won the *Sporting News* award more than four times since the magazine started the balloting in 1936. In 1991, the Associated Press named him Major League Manager of the Year, as he became the first manager to earn that honor in both leagues, having also won it while with the Blue Jays in 1985.

He brought the city of Atlanta its first major professional sports world championship in 1995, when the Braves defeated Cleveland, four-games-to-two, in the World

Series. The victory also marked the first time a franchise had won a World Series in three different cities.

In 1993, the Braves won 104 games and became the first National League West team to win three straight division titles. The Braves' 400 Club honored Cox with its "Mr. Baseball" award that season.

The Braves' performance in 1991, when they went from worst-to-first and participated in one of the most dramatic World Series in history, earned Cox several post-season honors. Among others, the Associated Press named him Major League Manager of the Year. Cox became the first manager to earn that honor in both leagues, having also won it while with the Blue Jays in 1985.

Cox managed the Braves from 1978 to 1981, compiling a 266-323 record and laying the groundwork for the club's National League West title in 1982. He began a four-year tenure as Toronto's manager in 1982, lifting a habitual last-place team to within one game of attaining a World Series berth in 1985.

In 1982, Cox led the Blue Jays to a 78-84 mark, the best record in their six-year existence. Toronto improved to 89-73 each of the next two seasons and then won the American League East crown by finishing 99-62 in 1985. For his efforts that year, Cox was named Major League Manager of the Year by the Baseball Writers Association of America, the Associated Press and *Sporting News*.


Cox returned to the Braves as general manager in October 1985 and oversaw a farm system which set the foundation for great success. He added the field managing responsibilities on June 22, 1990, then devoted all his time to those duties when the Braves named John Schuerholz as general manager in October of that year.

Cox spent five years in the Dodgers' farm system before being selected by the Chicago Cubs in the November 1964 Minor League Draft. He was acquired by the Braves in a 1966 trade that sent outfielder Billy Cowan to the Cubs. After playing for Triple-A Richmond in 1967, he was traded to the New York Yankees and beat out Mike Ferraro, the Yankees' outstanding spring training rookie, for the third base job in 1968. Cox made the Topps Rookie All-Star team in 1968, but lost his job to roommate Bobby Murcer in '69.

Bad knees forced Cox to retire as a player at the age of 30. He was appointed manager of the Yankees' Class-A Fort Lauderdale club in 1971. He won the Eastern League pennant and championship with West Haven in 1972 and placed second twice and third twice in four years at Syracuse, winning the International League's Governor's Cup in 1976. He served as the Yankees' first base coach in 1977.

Born May 21, 1941, in Tulsa, Okla., Cox graduated from Selma (Calif.) High School in 1959 and attended Reedley Junior College.

He and his wife, Pam, reside in Marietta, Ga. They have three daughters, Keisha, Kami and Skyla. He has five other children, Debbie, Bobby Jr., Connie, Shelly and Randy.



**BASEBALL OPERATIONS**

# 2023 BASEBALL OPERATIONS DIRECTORY

## EXECUTIVES

Alex Anthopoulos..... President, Baseball Ops. & General Manager  
 Dean Decillis..... Special Assistant to the General Manager  
 Mike Fast..... Vice President, Baseball Development  
 Jason Paré..... Assistant General Manager, Research & Development  
 Ben Sestanovich..... Assistant General Manager, Player Development

## SPECIAL ASSISTANTS

Bobby Cox..... Special Assistant to the General Manager  
 Chipper Jones..... Special Assistant, Baseball Operations  
 Terry Pendleton..... Special Assistant, Baseball Operations

## BASEBALL OPERATIONS STAFF

Dixie Keller..... Senior Director, Baseball Administration  
 Adam Sonabend..... Director, Baseball Operations  
 Rafael Becerra..... Manager, Family Relations  
 Seth Heizer..... Coordinator, Family Relations  
 Elizabeth Terán..... Executive Assistant to Alex Anthopoulos  
 Terrence Pinkston..... Bill Lucas Fellow  
 Chloe Tjogas..... Diamond Fellow

## MAJOR LEAGUE OPERATIONS

Doug Wachter..... Assistant Director, Major League Operations  
 Tyler Flowers..... Special Assistant, Major League Operations  
 Josh Tomlin..... Special Assistant, Pitcher Performance  
 Caelan Collins..... Manager, Major League Operations  
 Tom O'Donnell..... Manager, Major League Operations  
 Will Siskel..... Coordinator, Major League Operations  
 Jeremy Dorsey..... Analyst, Major League Operations  
 Robert Sanders..... Analyst, Major League Operations  
 Matt Winn..... Analyst, Major League Operations  
 Casey Ciucci..... Analyst, Major League Operations  
 Jack Byrne..... Analyst, Major League Operations

## RESEARCH & DEVELOPMENT

Josh Malek..... Assistant Director, Research & Development  
 Garrett Wilson..... Manager, Baseball Systems  
 Mike Copeland..... Lead Developer, Baseball Systems  
 Isaac Lee..... Developer, Baseball Systems  
 Isaac Gadinsky..... Developer, Baseball Systems  
 Evan Tucker, PhD..... Senior Data Scientist  
 Kyle Sargent..... Coordinator, Research & Development  
 Evan Olawsky..... Analyst, Research & Development  
 Stephen Loftus, PhD..... Analyst, Research & Development  
 Ryan Corkrean..... Data Quality Analyst

## CLUBHOUSE

Jim Lovell..... Director of Team Travel  
 Calvin Minasian..... Director, Equipment and Clubhouse Services  
 Fred Stone..... Visiting Clubhouse Manager  
 Eric Durban..... Assistant Clubhouse Manager  
 Chris Hunter..... Assistant Clubhouse Manager  
 Rob Smith..... Manager, Baseball Video Operations  
 Braeden Schlehuber..... Replay Coordinator  
 Frank Cortes..... Head Chef

## MEDICAL & PERFORMANCE STAFF

Dr. Tim Griffith..... Head Team Physician  
 George C. Poulis..... Director of Player Health/Head Athletic Trainer  
 Nick Valencia..... Asst. Dir. Player Health/Head Physical Therapist  
 Jeff Stevenson..... Assistant Athletic Trainer  
 Nick Flynn..... Assistant Athletic Trainer  
 Brad Scott..... Head Strength and Conditioning Coach  
 Jordan Wolf..... Assistant Strength and Conditioning Coach  
 Paul Howey..... Assistant Strength Coach  
 Marcus Ahrens..... Assistant Physical Therapist  
 Pete Cicinelli..... Physical Therapy Consultant  
 Patrick O'Brien..... Performance Nutritionist  
 Nate Leet..... Massage Therapist

## SCOUTING

Jonathan Schuerholz..... Special Assistant, Scouting Operations  
 Ronit Shah..... Assistant Director, Amateur Scouting

## PROFESSIONAL SCOUTS

Ralph Garr..... Special Assignment Scout  
 Fred McGriff..... Special Assignment Scout

## CROSS CHECKERS

Gary Rajsich..... Senior Advisor  
 Joey Davis..... West/Southwest  
 Reed Dunn..... Southeast  
 Alan Hull..... West/Pacific Northwest  
 Ron Marigny..... South  
 Terry Tripp, Jr..... Midwest

## AREA SUPERVISORS

Billy Best..... N.C./ S.C.  
 Jon Bunnell..... North/Central Fla.  
 Alan Butts..... Ga.  
 Travis Coleman..... Ala., La., Miss., Fla. Panhandle  
 Ryan Dobson..... S. Calif., Hawaii  
 Anthony Flora..... Utah, Colo., Ariz., N.M.  
 Dillon Forsythe..... South Texas/West La.  
 JD French..... Ark., Iowa, Mo., Neb., N.D., S.D., Minn., S. Ill.  
 Jeremy Gordon..... Wis., Mich., Ohio, Ill., N. Ind.  
 Cody Martin..... Alaska, Idaho, Mont., Ore., Wash., Wyo.  
 Kevin Martin..... Los Angeles, Las Vegas  
 Trey McNickle..... Kan., N. Texas, Okla.  
 Will Rich..... Ky., Tenn.  
 Chris Roque..... Southeast  
 Lou Sánchez..... S. Fla., Puerto Rico  
 Alan Sandberg..... W.V., Md., N.J., N.Y.C., Del., Va., Pa., D.C.  
 Brian Sankey..... New England  
 Al Skorupa..... N. Calif., Nev.

## VIDEO COORDINATORS

Alex Burritt..... Amateur Scouting Video Manager  
 Alex Leach..... Amateur Video Coordinator, West Coast  
 Ryan Edges..... Amateur Video Coordinator, Midwest

## INTERNATIONAL SCOUTING

Jonathan Cruz ..... Director, Latin American Scouting  
 Gerald Milanes ..... Manager, International Scouting Administration  
 Orlando Covo ..... Supervisor, South America  
 Raul Gonzalez ..... Supervisor, Dominican Republic & Mexico  
 Reymond Nuñez ..... Area Scout, Dominican Republic  
 Carlos Perez ..... Area Scout, Dominican Republic  
 Miguel Prestol ..... Area Scout, Dominican Republic  
 Víctor Torres ..... Area Scout, Dominican Republic  
 Richard Castillo ..... Area Scout, Venezuela  
 Raphachel Colatosti ..... Area Scout, Venezuela  
 Rafael Marcano ..... Area Scout, Venezuela  
 Edison Sanchez ..... Area Scout, Venezuela  
 Jesús Simancas ..... Area Scout, Venezuela  
 Alejandro Roman ..... DR Scouting Analyst/Video Scout  
 Marvin Valderrama ..... Venezuela Scouting Video Coordinator

## PLAYER DEVELOPMENT

Ron Knight ..... Director, Minor League Operations  
 Kyle Clements ..... Manager, Minor League Video & Technology  
 Fernando Piñeres ..... Cultural Development Coordinator  
 Dylan Quantz ..... Coordinator, Player Development  
 Tucker Meredith ..... Assistant, Player Development Technology

## BASEBALL DEVELOPMENT

Colin Wyers ..... Asst. Director, Baseball Development Analytics  
 Christina Zaccardi ..... Data Scientist  
 Ryan Corkrean ..... Data Quality Scientist  
 David Lee ..... Assistant, Baseball Development

## ROVING STAFF

Kevin Hooper ..... Director, Player Development  
 Paul Davis ..... Director, Pitching Development  
 Doug Mansolino ..... Advisor, Player Development  
 Greg Walker ..... Assistant Hitting Coordinator  
 JD Closser ..... Catching Coordinator  
 Cale Johnson ..... Pitching Strategist  
 Tom Goodwin ..... Minor League Instructor  
 Jay Pryor ..... Minor League Infield Instructor  
 Michael Saunders ..... Outfield & Baserunning Coordinator  
 Kevin McAvoy ..... Rehab Pitching Coach  
 Zach Sorensen ..... Mental Skills Coach  
 Eric Tucker ..... Performance Nutritionist  
 Eric Hyrccko ..... Minor League Medical Coordinator  
 Toby Williams ..... Assistant Medical Coordinator  
 Jordan Sidwell ..... MiLB Strength & Conditioning Coordinator  
 Ryan Meehan ..... Assistant MiLB Strength & Conditioning Coord.  
 Sean Reagan ..... Minor League Video Coordinator

## GWINNETT [AAA]

Matt Tuiasosopo ..... Manager  
 Craig Bjornson ..... Pitching Coach  
 Carlos Mendez ..... Hitting Coach  
 Wigberto Nevarez ..... Coach  
 Stevie Wilkerson ..... Coach  
 Dan Leja ..... Athletic Trainer  
 Dan Gaertner ..... Athletic Trainer  
 Tyler Enns ..... Strength & Conditioning Coach

## MISSISSIPPI [AA]

Kanekoa Texeira ..... Manager  
 Bo Henning ..... Pitching Coach  
 Danny Santiesteban ..... Hitting Coach  
 Jefferson Romero ..... Coach  
 Greg Harrel ..... Athletic Trainer  
 Joe Powell ..... Strength & Conditioning Coach

## ROME [A+]

Angel Flores ..... Manager  
 Mike Steed ..... Pitching Coach  
 Garrett Wilkinson ..... Hitting Coach  
 Bobby Moore ..... Coach  
 Joel Wiggins ..... Athletic Trainer  
 Kyle Hegedus ..... Strength & Conditioning Coach

## AUGUSTA [A]

Cody Gabella ..... Manager  
 Wes McGuire ..... Pitching Coach  
 Connor Narron ..... Hitting Coach  
 Francisco Diaz ..... Coach  
 Jesus Aviles ..... Athletic Trainer  
 Austin Smith ..... Athletic Trainer  
 Julian Rip ..... Strength & Conditioning Coach

## FCL BRAVES [R]

Nestor Perez ..... Manager  
 Elvin Niña ..... Pitching Coach  
 Lance Carter ..... Pitching Coach  
 Einar Diaz ..... Hitting Coach  
 Wynston Sawyer ..... Coach  
 Luis Ugueto ..... Coach  
 Ben Revere ..... Coach  
 Tom Adams ..... Athletic Trainer  
 KB Clark ..... Athletic Trainer  
 Mike Wall ..... Strength & Conditioning Coach

## DSL BRAVES [R]

Maikol Gonzales ..... Manager  
 Francisco Martinez ..... Pitching Coach  
 Adam Wood ..... Hitting Coach  
 Leandro Mateo ..... Coach  
 Samuel Taveras ..... Pitching Coach  
 Elvis Peña ..... Infield Coach  
 Dakota Fowee ..... Athletic Trainer  
 Luis Palomares ..... Assistant Athletic Trainer  
 Pedro Hernandez ..... Strength & Conditioning Coach  
 Mario Anguizola ..... Strength & Conditioning Coach

## FLORIDA OPERATIONS

Jeff Pink ..... Coordinator, Florida Operations  
 Chris Swauger ..... Coordinator, FCL Complex

## INTERNATIONAL OPERATIONS

Lothar Schott ..... Manager, DR Administration & Operations  
 José Cochon ..... Administrative Assistant



# BASEBALL OPERATIONS EXECUTIVES

## DEAN DECILLIS **Special Assistant to the General Manager**



- The 2023 season marks Dean Decillis' first season with the Atlanta Braves.
- As special assistant to the general manager, Decillis works closely with Alex Anthopoulos to direct and oversee the club's scouting operations.
- Decillis joined Atlanta from the Toronto Blue Jays, where he most recently served as a special assignment scout...While with Toronto, was credited with discovering All-Star Alejandro Kirk and targeting All-Star Santiago Espinal via trade.
- Shortly after retiring from his playing career, became an area scout with Baltimore...Went on to work for San Francisco, Philadelphia and Boston as well.
- Played eight minor league seasons from 1987-94, primarily in the Detroit organization... Was drafted by the Tigers in the 6th round of the 1987 draft...Also selected by Toronto in the 10th round of the 1986 draft, but did not sign.
- Born in New York, N.Y. in 1967, Decillis attended Miami Dade College, Kendall Campus in Miami, Fla.

## MIKE FAST **Vice President, Baseball Development**



- Mike Fast is in his fifth season with the Braves, after joining the organization in November of 2018...He was promoted to his current role, vice president, baseball development, in March of 2021...Fast spent his first two years in the organization as a special assistant to the general manager.
- In his role, Fast oversees the evolution of information feedback processes and technology innovation in player development and works closely with Assistant General Manager Ben Sestanovich in leading the application of baseball research for player improvement.
- Fast also assists General Manager Alex Anthopoulos and Assistant General Manager Jason Paré on all matters relating to the organization's baseball operations, including roster management and transactions, advance scouting, trades, contract extensions, arbitration, player development and free agent signings.
- Fast joined the Braves from the Houston Astros, where he spent seven seasons in the club's front office, finishing his Houston tenure as the team's director of research and development.
- Prior to joining the Astros in February of 2012, Fast wrote for Baseball Prospectus, The Hardball Times and MVN.com.
- After graduating from the University of Oklahoma with a degree in engineering physics, Fast worked as a semiconductor engineer for 17 years.
- Fast, 50, and his wife, Lori, reside in Kingwood, TX with their four children, Madeleine, Zachary, Amelie and Analise.

## JASON PARÉ **Assistant General Manager, Research & Development**

- Jason Paré is in his sixth season with the Braves organization after joining the team in December of 2017...The Braves are Paré's fifth organization.
- In his role, Paré is responsible for overseeing all aspects of the Braves' research and development department, as well as supporting the day-to-day functions of the baseball operations group.
- In addition, Paré provides President, Baseball Operations Alex Anthopoulos with data-driven recommendations related to professional player acquisitions, the amateur draft, player development, and in-game strategy...He also implements the use of new and existing sources of baseball data to develop information systems, tools, metrics, and processes that aid in baseball operations decision-making procedures.
- Prior to joining the Braves, Paré spent the 2016 and 2017 seasons as senior director of analytics for the Miami Marlins...Previous to that, he worked as an analyst, baseball analytics for the Toronto Blue Jays for two seasons, 2014-15, also under Anthopoulos.
- From 2008 to 2013, Paré spent six seasons with the Cleveland Guardians...He originally joined the organization as a baseball operations intern before working four seasons as an analyst and assistant in baseball operations.
- Paré, who is a 2010 graduate of the Major League Scouting Bureau's Scout Development Program, began his baseball career with a summer internship with the Oakland Athletics in 2007.
- A native of East Greenwich, R.I., Paré graduated from Yale University in 2007 with a B.A. in cognitive science.
- Paré, 37, resides in Atlanta.



## BEN SESTANOVICH **Assistant General Manager, Player Development**

- Ben Sestanovich is in his fourth season with the Braves, joining the organization in December of 2019.
- In his role, Sestanovich oversees all aspects of the the Braves' player development department across the minor league system...He also assists General Manager Alex Anthopoulos, Assistant GM Jason Paré, and VP of Baseball Development Mike Fast in all areas of baseball operations, including major league roster management and player evaluation.
- Sestanovich spent the previous 10 years with the San Diego Padres, where he finished his tenure serving as the club's director of player development.
- He began his time with the Padres as a baseball operations intern in 2010...He also served four seasons as an advance scout, 2012-15, and three seasons as assistant director of player development, 2016-18.
- Sestanovich was elevated to director of player development prior to the 2019 campaign, a season in which the Padres minor league system was rated as the best in baseball by MLB.com.
- A native of Washington, D.C., Sestanovich graduated with a degree in economics from Harvard University in 2011, where he also pitched on the baseball team.
- Sestanovich, 34, resides in Atlanta with his wife, April, and his daughter, Kate.



## DIXIE KELLER **Senior Director, Baseball Administration**



- Dixie Keller is in her 23rd season with the organization, including her third as senior director, baseball administration...She is the club's first-ever female director in baseball operations.
- In her role, she works closely with the general manager in all facets of the club's administrative matters relating to the major league team, including player contracts, compliance and transactions...In addition, she oversees the family relations department, supervises the Bill Lucas Fellowship program, and manages the baseball operations financial budgets.
- During her 17 seasons in the scouting department, she focused on player eligibility and event organization for the Major League Baseball Rule 4 Amateur Player Draft and the July 2 International Signing Day.
- Prior to joining the Braves, she worked for the Amateur Athletic Union (AAU) as an event operations manager, organizing the various amateur sporting events held at ESPN's Wide World of Sports Complex in Lake Buena Vista, Fla...Honored for her outstanding service, she was presented the AAU Presidential Award for Leadership in 1998.
- In 2012, she made a cameo appearance in the Clint Eastwood movie "Trouble with the Curve."
- Originally from Montgomery, Ala., she earned her master's degree in sports administration from the United States Sports Academy, and her bachelor's degree in sports management from Arkansas State University.

## ADAM SONABEND **Director, Baseball Operations**



- Adam Sonabend is in sixth season with the Braves, including his third as director, baseball operations...He was promoted to the role in January of 2021.
- In his position, Sonabend oversees the Braves' major league operations department and supports the day-to-day functions of the baseball operations group.
- He also assists Alex Anthopolous, Jason Paré, Ben Sestanovich, and Mike Fast on matters relating to advance scouting, roster management, transactions, trades, contract extensions, arbitration, player development and free agency.
- Prior to his current role, Sonabend spent the 2019 and 2020 seasons as a major league operations analyst.
- He joined the Braves in 2018 as a baseball operations trainee.
- Sonabend previously played three seasons, 2015-17, in the San Francisco Giants organization as a catcher.
- The Arizona native began his collegiate career as a walk-on catcher at Kansas State University...He transferred to Mesa Community College (AZ) for one season, before spending his final two collegiate seasons at Eastern Michigan University.
- He graduated from Eastern Michigan with a bachelor's degree in business management.
- Sonabend, 30, and his wife, Megan, reside in Smyrna, Ga., and have a daughter, Halston.

## RON KNIGHT **Director, Minor League Operations**



- The 2023 season is Ron Knight's 15th in the Braves organization, including his second as director, minor league operations...He was promoted to the role in January of 2022...Knight was previously the assistant director, minor league operations, which he was promoted to in January of 2019.
- Knight oversees all aspects of minor league operations pertaining to minor league players and player development staff including roster management, operational budgets, travel logistics, housing and international visas.
- Knight joined the Braves in 2009 as a baseball operations trainee...He was promoted to baseball operations assistant in 2011 and manager, minor league administration in 2015.
- A resident and native of Atlanta, Knight graduated from Morehouse College with dual BA degrees in business administration with a concentration in management and spanish...He also earned two masters degrees, in business administration and sports administration, from Ohio University.

## JONATHAN SCHUERHOLZ **Special Assistant, Scouting Operations**

- Jonathan Schuerholz is in his 21st season in the Braves organization, his ninth working in the front office and his second as special assistant, professional scouting... He was promoted to the role in January of 2022.
- In his position, Schuerholz oversees all aspects of the organization's pro scouting department, which is responsible for scouting major and minor league games...He manages all of the professional scouts' assignments, while also handling the budget.
- He also works closely with the player development department to recommend player signings.
- He was instrumental in the planning and the design of the organization's spring training facility, CoolToday Park in North Port, Fla.
- He previously served as the organization's assistant director of player development as well as assistant director of professional scouting...Prior to joining the front office in October of 2014, Schuerholz spent six seasons, 2009-14, as a manager and instructor in the Braves farm system.
- From 2011 to 2014, Schuerholz managed three different minor league clubs over a four-year span...He skippered the Rome Braves in 2014 and prior to that, he was at the helm for the Danville Braves, 2012-13... He spent the 2011 campaign managing the GCL Braves.

- During his managerial career, Schuerholz made one postseason appearance, leading the 2012 Danville club to their second consecutive playoff trip.
- Schuerholz began his coaching career in 2009 as the club's roving infield instructor, a role he also held in 2010.
- The former infielder played three seasons, 2000-02, at Auburn University and was drafted by the Braves in the eighth round of the 2002 First-Year Player Draft.
- He played six minor-league seasons, all in Atlanta's system, including parts of three campaigns at Triple-A Richmond...Schuerholz retired from his playing career during the 2007 season, when he returned to Auburn to complete his bachelor's degree in business administration.
- He has been around baseball his entire life...His father, John Schuerholz, is the Braves' vice chairman, emeritus.
- Schuerholz, 42, and his wife, Jennifer, have two sons, Boland and Ward, and reside in Atlanta.




## RONIT SHAH **Assistant Director, Amateur Scouting**

- Ronit Shah is in his fifth season with the Braves... This is his third season as assistant director, amateur scouting...He was promoted to his current position in January of 2021.
- In his role, Shah oversees all aspects of the organization's amateur scouting department...He manages all of the amateur scouts' assignments, while also handling the budget.
- Shah also works closely in all other aspects of the amateur scouting department, including player evaluation, contracts, and more.
- Shah joined the organization in October of 2018 as an analyst in the club's research and development department...He spent the 2020 campaign as an assistant, amateur scouting.
- Prior to joining the Braves, Shah spent four years with the Houston Astros, all of which came in their scouting department.
- He began his Astros tenure in 2015, serving as a video coordinator/TrackMan operator.
- The California native spent the next two seasons as

- a scout...He assisted in evaluating amateur and professional talent in Southern California as a part-time scout in 2016. The following campaign, he served as an area scout supervisor for the Northern California/Pacific Northwest region.
- In 2018, Shah joined the Astros front office as a scout analyst, a role he held before joining the Braves.
- He has also been a prospect writer for FanGraphs and Baseball Prospectus.
- Shah graduated from the University of California, Riverside with a bachelor's degree in economics.
- Shah, 29, and his girlfriend, Karishma, reside in Southern California.



## TERRY PENDLETON Special Assistant, Baseball Operations




- The 2023 season marks Terry Pendleton's 27th in the Atlanta Braves organization, including his fifth as special assistant, baseball operations.
- Since retiring from a 15-year major-league career, Pendleton served 16 seasons on the Braves coaching staff, 2002-17...He was the bench coach for the final two seasons, moving into that role in May of 2016, when Brian Snitker was named manager.
- Pendleton was also the club's first base coach for five-plus seasons, 2011-16...He began his tenure on the Braves staff in 2002 as the hitting coach, a position he held for nine seasons.
- During his playing career, Pendleton was the 1991 N.L. MVP, the 1992 runner-up in that award, an All-Star and a three-time Gold Glove winner...He won the N.L. batting title in 1991 after hitting .319 with a league-best 303 total bases...He was also the Comeback Player of the Year that season.
- The switch-hitter played five seasons with Atlanta, 1991-94 and 1996, batting .287 with 71 home runs and 322 RBI in 593 games.
- Pendleton began his major-league career with the St. Louis Cardinals, where he spent his first seven seasons...He also played for Florida (1995-96), Cincinnati (1997) and Kansas City (1998).
- He was inducted into the Braves Hall of Fame on January 18, 2019.
- Pendleton played collegiate baseball at Oxnard Community College (CA) and Fresno State University... He was selected by the Cardinals in the seventh round of the 1982 June draft after an All-America campaign with the Bulldogs.
- He was also inducted into the California Community College Athletic Association Hall of Fame in March of 2016.
- Pendleton, 62, and his wife, Catherine, reside in Snellville, Ga...The couple has three children, Stephanie, Terry and Trinity.





**BRIAN SNITKER & STAFF**



# BRIAN SNITKER

# 43

## MANAGER

Full Name: **Brian Gerald Snitker**

Height: **6-1**

Weight: **190**

DOB: **October 17, 1955**

Opening Day Age: **67**

Born: **Decatur, IL**

Resides: **Marietta, GA**

Seasons as Braves Manager: **8th**

Seasons as a Major League Manager: **8th**

- Awards:** BBWAA N.L. Manager of the Year (2018), *Sporting News* N.L. Manager of the Year (2x, 2018, '19), *Baseball America* Manager of the Year (2020), World Series winner (2021).
  - In 2018, guided the Braves to 90 wins and the N.L. East title, an 18-win improvement from the previous season...Finished with 17-of-30 first-place votes and 116 points, 17 more than Milwaukee's Craig Counsell... Prior to Snitker, Bobby Cox (1991, 2004-05) was the only other Braves manager to win the BBWAA N.L. Manager of the Year award.
  - Snitker finished third in that voting in 2019 and fourth in 2020.
  - Named *Sporting News'* N.L. Manager of the Year in consecutive seasons, 2018-19...Became the fifth manager in history to win in back-to-back seasons...The award has been given out annually since 1936.
- On January 27, 2023, signed a contract extension through the 2025 season.
- In 2022, skippered the Braves to their fifth consecutive N.L. East division title via a 101-61 finish...Five straight division titles marks the longest active streak in baseball.
  - Became the fifth manager in franchise history to win 500 games with the club, beating Philadelphia, 6-3, on July 26.
  - Became the first manager in franchise history to take the club to the postseason five times in his first six full seasons.
  - Finished third in N.L. Manager of the Year voting.
  - Served as the N.L.'s manager at the 2022 All-Star Game at Dodger Stadium.
- In 2021, led Atlanta to its fourth World Series title after capturing the Braves' fourth consecutive National League East crown.
  - Following the World Series victory, Atlanta exercised Snitker's option for 2024.
- Also in 2021, skippered the team to a 36-18 record over its final 54 games, which was the third-best record in the majors during that stretch.
- Snitker is in his 47th season in the Braves organization, including his eighth as the major-league manager...Named interim manager on 5/17/16, taking over for Fredi Gonzalez...He was formally announced as the manager on 10/11/16.
  - Began the 2016 season as Triple-A Gwinnett's manager...After being named the interim skipper, joined the Braves in Pittsburgh for his first game, on 5/17...Earned his first win the next day against the Pirates, on 5/18, a 3-1 victory.
  - Atlanta was 9-28 (.243) when Snitker took over in 2016...The team went 59-65 (.476) over the final 124 games.
  - He has been in the organization since 1977, when he signed as a non-drafted free agent.
- In his seven seasons as Atlanta's skipper, has won 542 games and five division titles...Also served as a coach on the 2019 N.L. All-Star staff, selected by Dodgers manager Dave Roberts.
  - Only Bobby Cox (2,058) has more victories as Braves manager since the franchise relocated to Atlanta in 1966.
  - He is the only manager in franchise history to take the Braves to the postseason in four of his first five full seasons.
- Had three other stints on the major-league staff... Was the third base coach for seven seasons, from 2007-13, under Bobby Cox and Fredi Gonzalez... Also had two separate stints as the bullpen coach, first in 1985 and then from 1988-90.
- Served 20 seasons as a minor-league manager, compiling an overall record of 1,301-1,309 (.498)...Managed at all levels of the system.
  - Five of his minor-league clubs advanced to the postseason...Won two league titles, with High-A Myrtle Beach in 1999 & 2000... Named Manager of the Year both seasons.



- Also served as a coach in the Braves farm system for three seasons, from 1993-94 with Danville and in 1995 with Durham.
  - ✦ Began his coaching career as a roving instructor in 1981...He was originally hired by Hank Aaron.
- As a player, was a catcher and appeared in four seasons (1977-80) and 236 games in the minors.
- Graduated from Macon (IL) High School and played baseball at the University of New Orleans.
- Snitker and his wife, Veronica, reside in Marietta, Ga....They have two children, Erin and Troy, and three grandchildren...Troy currently serves as one of two hitting coaches for the Houston Astros.

## COMPLETE RECORD

Year	Club	AVG	G	AB	R	H	2B	3B	HR	RBI	SH	SF	HP	BB	SO	SB-CS	OBP	SLG	E
1977	Kingsport	.270	55	163	28	44	7	1	8	33	6	3	2	19	33	8-4	.348	.472	7
1978	Richmond	.333	6	12	1	4	0	0	0	3	0	0	0	1	4	0-0	.385	.333	0
	Savannah	.236	15	55	3	13	1	0	1	3	1	0	0	6	9	0-0	.311	.309	4
	Greenwood	.286	50	168	32	48	9	0	5	32	0	4	2	22	38	1-0	.367	.429	5
	Kinston	.222	14	45	1	10	2	0	0	2	0	0	1	3	14	0-0	.286	.267	7
1979	Savannah	.255	75	259	26	66	10	1	8	30	2	0	0	12	50	1-1	.288	.394	1
1980	Savannah	.162	18	68	5	11	2	0	1	6	0	1	2	4	11	0-0	.227	.235	14
	Durham	.200	3	10	0	2	0	1	0	3	0	0	1	0	0	0-0	.273	.400	1
<b>Minors Totals</b>		<b>.254</b>	<b>236</b>	<b>780</b>	<b>96</b>	<b>198</b>	<b>31</b>	<b>3</b>	<b>23</b>	<b>112</b>	<b>9</b>	<b>8</b>	<b>8</b>	<b>67</b>	<b>159</b>	<b>10-5</b>	<b>.316</b>	<b>.390</b>	<b>42</b>

## MANAGERIAL RECORD

Year	Club / League	Overall		Vs. Division		Extra Innings	
		W-L	Pct.	W-L	Pct.	W-L	Pct.
1982	Atlanta/Anderson (A)	72-70	.507	---	---	---	---
1983	Atlanta/Durham (A)	59-78	.431	---	---	---	---
1984	Atlanta/Durham (A)	68-72	.486	---	---	---	---
1986	Atlanta/Sumter (A)	77-60	.562	---	---	---	---
1987	Atlanta/Durham (A)	65-75	.464	---	---	---	---
1992	Atlanta/Macon (A)	58-81	.417	---	---	---	---
1996	Atlanta/Danville (R)	37-29	.561	---	---	---	---
1997	Atlanta/Macon (A)	80-60	.571	---	---	---	---
1998	Atlanta/Macon (A)	69-72	.489	---	---	---	---
1999	Atlanta/Myrtle Beach (A+)	79-60	.568	---	---	---	---
2000	Atlanta/Myrtle Beach (A+)	88-52	.629	---	---	---	---
2001	Atlanta/Myrtle Beach (A+)	71-67	.514	---	---	---	---
2002	Atlanta/Greenville (AA)	65-69	.485	---	---	---	---
2003	Atlanta/Greenville (AA)	68-70	.493	---	---	---	---
2004	Atlanta/Greenville (AA)	63-76	.453	---	---	---	---
2005	Atlanta/Mississippi (AA)	64-68	.485	3rd/4th	---	---	---
2006	Atlanta/Richmond (AAA)	57-86	.399	4th	---	---	---
2014	Atlanta/Gwinnett (AAA)	65-77	.458	2nd	---	---	---
2015	Atlanta/Gwinnett (AAA)	77-67	.535	2nd	---	---	---
2016	Atlanta/Gwinnett (AAA)*	19-20	.487	---	---	---	---
	Atlanta/National (MLB)*	59-65	.476	5th	31-26	.544	9-5 .643
2017	Atlanta/National (MLB)	72-90	.444	3rd	33-43	.434	6-8 .429
2018	Atlanta/National (MLB)	90-72	.556	1st	49-27	.645	6-8 .429
2019	Atlanta/National (MLB)	97-65	.599	1st	46-30	.605	11-6 .647
2020	Atlanta/National (MLB)	35-25	.583	1st	24-16	.600	2-3 .400
2021	Atlanta/National (MLB)^	88-70	.547	1st	45-31	.592	5-9 .357
2022	Atlanta/National (MLB)	101-61	.623	1st	48-28	.632	6-7 .462
<b>Minors Totals</b>		<b>1,301-1,309</b>	<b>.498</b>	---	---	---	---
<b>Majors Totals</b>		<b>542-451</b>	<b>.546</b>	<b>276-201</b>	<b>.579</b>	<b>45-46</b>	<b>.495</b>

\*Began managing Atlanta on May 17...Gwinnett was in 2nd place when he left

^Won World Series



# SAL FASANO

# 57

## CATCHING COACH

Full Name: **Salvatore Frank Fasano**

Height: **6-2**

Weight: **220**

DOB: **August 10, 1971**

Opening Day Age: **51**

Born: **Chicago, IL**


Resides: **Minooka, IL**

Seasons on the Braves Coaching Staff: **6th**

Season on a Major League Coaching Staff: **6th**

- The 2023 season is Sal Fasano's sixth on the Braves' coaching staff...This is his only experience on a major-league staff.
  - As the catching coach, Fasano also works extensively with Rick Kranitz and the pitching staff in game plan preparations.
- Coached on the 2021 Atlanta team that won the World Series in six games over Houston.
- Prior to joining the Braves, he spent the 2017 season managing the Angels' Double-A affiliate, Mobile...Led the BayBears to a 64-75 record and a fourth-place finish in the Southern League South division.
- Began his coaching career in the Toronto Blue Jays organization, where he was for seven seasons following retirement from his playing career.
- In his last two seasons with Toronto, was the organization's Minor League Pitching Coordinator (2015-16)...In his role before that, he served as the Minor League Catching Coordinator (2013-14).
- Managed Double-A New Hampshire from 2011-12...Led the Fisher Cats to the Eastern League Championship in 2011 and earned Eastern League Manager of the Year honors.
  - Managed Atlanta catcher Travis d'Arnaud in that 2011 season...d'Arnaud was the Eastern League Most Valuable Player after posting a .914 OPS in 114 games.
- Began his minor-league managerial career in 2010 with Single-A Lansing, compiling a 70-69 record.
- His professional playing career spanned 16 seasons (1993-2009), including 11 in the major leagues with nine different teams...Played for the Royals (1996-99, 2001), Athletics (2000-01), Rockies (2001), Angels (2002), Orioles (2005), Phillies (2006), Yankees (2006), Blue Jays (2007) and Indians (2008).
  - In 427 career major-league games, batted .221 with 47 home runs and 140 RBI, while posting a 31% caught stealing rate as a catcher.
  - During his tenure with Philadelphia, his distinctive "Fu Manchu" mustache led to a cult following from Phillies fans and the formation of a popular fan club known as "Sal's Pals."
- Drafted by the Kansas City Royals in the 37th round of the 1993 draft out of the University of Evansville (IN).





# DREW FRENCH

# 58

## BULLPEN COACH

Full Name: **Drew C. French**

Height: **5-11**

Weight: **200**

DOB: **July 19, 1984**

Opening Day Age: **38**

Born: **Austin, TX**

Resides: **Birmingham, AL**

Seasons on the Braves Coaching Staff: **3rd**

Seasons on a Major League Coaching Staff: **3rd**

- Drew French is in his third season on a major-league coaching staff...He oversees the team's bullpen.
- Coached on the 2021 Atlanta team that won the World Series in six games over Houston.
- Prior to joining the Braves in his current role, he spent five seasons (2016-20) as a pitching coach in the Houston Astros organization.
- In 2020, French worked as one of two pitching coaches at Houston's alternate training site...He then joined the Astros for the end of the regular season and playoffs as the pitching coach for the club's major-league taxi squad.
- The season prior, 2019, French served as Triple-A Round Rock's pitching coach...Under his guidance, Express pitchers set a franchise record with 1,265 strikeouts...The club posted 12 shutout victories, second most in the Pacific Coast League.
- He joined the Astros in 2016 as pitching coach for Short-Season Tri-City.
- In the following two seasons, he helped teams win championship titles, first as pitching coach for the 2017 Midwest League Champion Quad Cities River Bandits (A), and then as pitching coach for the 2018 Carolina League Champion Bucs Creek Astros (A+).
- Before coaching in professional baseball, French spent nine seasons in similar roles with four different universities.
  - He began his coaching career at his alma mater, Concordia University, in 2007... He served as the pitching coach and recruiting coordinator.
  - French then spent four seasons with the University of Alabama, two as a volunteer assistant (2008-09) and two as the Director of Baseball Operations (2010-11).
- With the Crimson Tide, the team appeared in the NCAA Tournament each season, including reaching the NCAA Super Regional in 2010.
- Also at Alabama, French was the Director of Community Outreach, and helped the baseball program win the University's 2010 Community Outreach Award...The award is given annually to the university's athletic team that puts in the most community service hours in an academic year...The baseball program registered over 1,000 hours of community service in the 2009-10 academic year.
- Following his time at Alabama, French spent two seasons as an assistant coach at Florida International University (2012-13) and two at Division II Lee University in Cleveland, Tenn (2014-15).
- The Austin, TX native graduated from Stephen F. Austin (TX) High School in 2002 before playing collegiately in his hometown at Concordia University.
  - He was a right-handed pitcher and played outfield.
  - At Concordia, he was a three-time Academic All-Southwestern Conference selection, earned the Dawnna Dukes Leadership Award and was named the Texas State Representative for academics...He graduated in 2006 with a degree in business administration and a minor in communication.
- French and his wife, Kate, have two children, one son, Cooper, and one daughter, Larsen.



# RICK KRANITZ

# 39

## PITCHING COACH

Full Name: **Richard Alan Kranitz**

Height: **5-11**

Weight: **175**

DOB: **September 15, 1958**

Opening Day Age: **64**

Born: **San Rafael, CA**

Resides: **Scottsdale, AZ**

Seasons on the Braves Coaching Staff: **5th**

Seasons on a Major League Coaching Staff: **23rd**

- Rick Kranitz is in his fifth season as Atlanta's pitching coach and his 23rd on a major-league staff.
  - In his first four seasons with Atlanta, the Braves have posted a 3.92 ERA, the third best in the N.L....The club has allowed just 1.22 home runs per nine innings, the third lowest mark in the league.
  - Under Kranitz's guidance, young Braves starters have blossomed, including RH Mike Soroka, who finished sixth in Cy Young voting in 2019, and LH Max Fried, who was second in that voting in 2022 and fifth in 2020...RH Kyle Wright finished 10th in 2022...Fried was also selected to his first All-Star Game in 2022.
- Coached on the 2021 Atlanta team that won the World Series in six games over Houston.
- Has also served as a pitching coach with the Philadelphia Phillies (2018), Milwaukee Brewers (2011-15), Baltimore Orioles (2008-10) and Florida Marlins (2006-07).
  - Named Major League Coach of the Year by *Baseball America* in 2006.
- Before his one year as the Phillies pitching coach, was the club's bullpen coach in 2016 and assistant pitching coach in 2017.
- Spent 22 years (1984-2005) with the Cubs as a coach at both the major and minor league levels.
  - Had stints as the major-league assistant pitching coach (1996-98, 2000-01) and bullpen coach (2002).
- Originally drafted in 1977 by St. Louis (January) and Los Angeles-NL (June), but opted to remain in college...Drafted again in the fourth round by Milwaukee in 1979.
  - Pitched five seasons (1979-83) in the Brewers' farm system and two seasons (1984-85) in the Cubs' minor-league system.
- A graduate of Apollo (AZ) High School, attended Yavapai Junior College (AZ) and was a member of the school's 1977 National Championship team...Also attended Oklahoma State University for two years.
- Kranitz and his wife, Kelly, have four children... The couple has three daughters, Paige, Christin and Allie, and one son, Matthew.

## COMPLETE RECORD

Year	Club	W-L	ERA	G	GS	CG	SHO	SV	IP	H	R	ER	HR	HB	BB	SO	WP	BK
1979	Burlington	4-9	3.24	13	13	8	0	0	100.0	111	50	36	6	2	41	95	9	1
1980	Holyoke	13-7	3.64	25	24	6	1	1	168.0	139	81	68	7	8	105	78	9	2
1981	El Paso	2-7	6.21	14	10	1	1	0	58.0	62	54	40	9	4	56	53	7	0
	Stockton	6-4	3.30	11	11	7	2	0	79.0	59	40	29	6	4	39	88	4	0
1982	Vancouver	4-5	5.13	35	5	1	1	2	108.2	95	64	62	10	10	89	85	7	0
1983	Vancouver	1-3	5.29	7	4	0	0	0	32.1	35	22	19	5	2	29	24	2	0
	El Paso	4-2	2.57	6	6	3	0	0	42.0	39	22	12	4	3	17	41	0	0
	Stockton	3-1	2.22	6	6	2	2	0	44.2	30	16	11	2	0	21	44	2	0
1984	Pikeville	0-0	13.50	1	0	0	0	0	2.0	3	3	3	1	0	1	2	0	0
1985	Winston-Salem	0-1	9.00	1	0	0	0	0	1.0	2	1	1	0	0	2	2	1	0
<b>Minors Totals</b>		<b>37-39</b>	<b>3.98</b>	<b>119</b>	<b>79</b>	<b>28</b>	<b>7</b>	<b>3</b>	<b>635.2</b>	<b>575</b>	<b>353</b>	<b>281</b>	<b>50</b>	<b>33</b>	<b>400</b>	<b>512</b>	<b>41</b>	<b>3</b>

## MANAGERIAL RECORD

Year	Club / League	W-L	Pct.	Overall Pos.
2003	Daytona/Florida State	66-71	.482	2nd



# BOBBY MAGALLANES

# 70

## ASSISTANT HITTING COACH

Full Name: **Robert Magallanes**

Height: **6-0**

Weight: **175**

DOB: **August 18, 1969**

Opening Day Age: **53**

Born: **Los Angeles, CA**

Resides: **Litchfield Park, AZ**

Seasons on the Braves Coaching Staff: **3rd**

Seasons on a Major League Coaching Staff: **3rd**

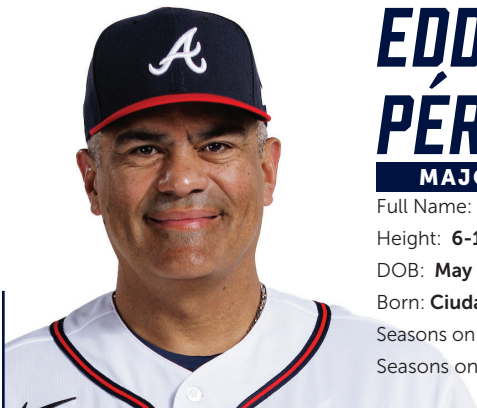
- Bobby Magallanes is in his fifth season with the Braves organization and his third on the major-league staff...He works in support of hitting coach Kevin Seitzer.
- Coached on the 2021 Atlanta team that won the World Series in six games over Houston.
- He began his Braves tenure in 2019 as Triple-A Gwinnett's hitting coach...The Stripers hit a franchise-record 200 home runs that season.
- In 2020, Magallanes was the organization's assistant hitting coordinator, working between the alternate training site and the major-league staff.
- He spent the previous 17 seasons coaching in the Angels (2002-10), White Sox (2011-14) and Guardians (2015-18) organizations...He served as a minor-league manager for nine of those seasons (2004-12).
- Magallanes began his coaching career in 2002 as hitting coach for the AZL Angels, a role he also held in 2003, which preceded his nine managerial seasons.
- In his four-year tenure with Cleveland, he was hitting coach for the AZL Indians (2015-17) and bench coach for Triple-A Columbus (2018).
- His other career accomplishments include being named the Angels Minor League Employee of the Year in 2003, serving on the World Team coaching staff of the 2011 Futures Game and coaching for Mexico in the 2015 WBSC Premier12 tournament in Taiwan and Japan.
- He had a 10-year professional playing career, including four in affiliated baseball in the Mariners (1990-92) and Astros (1996) systems, reaching as high as Double-A.
- Was drafted twice, first by Montreal out of Bell (CA) High School in 1987 (44th round), and then by Seattle out of Cerritos Junior College in Norwalk, Calif in 1989 (50th round).
- Magallanes and his wife, Claudia, have three children, Paulina, Joshua, and Joseph Angello.

## COMPLETE RECORD

Year	Club	AVG	G	AB	R	H	2B	3B	HR	RBI	SH	SF	HP	BB	SO	SB	CS	E
1990	San Bernardino	.187	56	193	26	36	4	0	3	21	1	1	4	24	52	1	3	18
	Bellingham	.191	46	157	14	30	3	0	1	12	1	0	1	18	31	1	0	11
1991	San Bernardino	.225	83	271	40	61	13	0	7	31	0	3	2	30	64	7	6	16
	Peninsula	.200	41	150	11	30	4	0	4	16	1	1	1	14	30	1	2	7
1992	Peninsula	.185	41	108	7	20	3	0	1	10	1	2	1	5	17	1	2	5
1996	Jackson	.268	12	41	7	11	2	0	2	4	0	0	2	2	8	0	0	0
<b>Minor Totals</b>		<b>.204</b>	<b>279</b>	<b>920</b>	<b>105</b>	<b>188</b>	<b>29</b>	<b>0</b>	<b>18</b>	<b>94</b>	<b>4</b>	<b>7</b>	<b>11</b>	<b>93</b>	<b>202</b>	<b>11</b>	<b>13</b>	<b>57</b>

## MANAGERIAL RECORD

Year	Club / League	W-L	Pct.	Pos.
2004	Cedar Rapids/Midwest	75-64	.540	T2nd
2005	Cedar Rapids/Midwest	65-75	.464	T8th
2006	Cedar Rapids/Midwest	65-74	.468	5th
2007	Arkansas/Texas	65-75	.464	3rd
2008	Arkansas/Texas	62-78	.443	3rd
2009	Arkansas/Texas	61-79	.436	4th
2010	Arkansas/Texas	55-85	.393	4th
2011	Birmingham/Southern	71-69	.507	2nd
2012	Birmingham/Southern	63-76	.507	5th
<b>Minors Totals</b>		<b>582-675</b>	<b>.463</b>	



# EDDIE PÉREZ

# 95

## MAJOR LEAGUE COACH

Full Name: **Eduardo R. Pérez**

Height: **6-1**

Weight: **175**

DOB: **May 4, 1968**

Opening Day Age: **54**

Born: **Ciudad Ojeda, VZ**

Resides: **Duluth, GA**

Seasons on the Braves Coaching Staff: **13th**

Seasons on a Major League Coaching Staff: **13th**

- The 2023 season marks Eddie Pérez's 34th in the Braves organization, including his 13th on the major league coaching staff.
- Pérez assumed a front office position in 2018 after spending the previous 11 campaigns as a member of the Atlanta coaching staff, including the final two as first base coach...He concluded a 20-year playing career in 2006 and joined the Braves staff the following season...He was the club's bullpen coach from 2007 until May of 2016, when he moved to first base under then-interim manager Brian Snitker...He returned to the coaching staff in 2021.
- Pérez played 11 seasons at the major-league level, including nine with the Braves, and spent 18 of his 20 professional seasons in the Atlanta organization.
- The former catcher began his career with Single-A Bradenton in 1987 and reached the majors in 1995, the year the Braves won the World Series.
- He was on seven postseason squads for Atlanta (1995-99, 2001, 2004) and played in 30 postseason games.
- He hit .464 (13-for-28) in 15 career National League Championship Series games, the highest ever for a catcher (min. 25 ABs)...He batted .500 (10-for-20) in the 1999 NLCS vs. the New York Mets and claimed series MVP honors.
- Right shoulder tendinitis plagued Pérez throughout the 2005 season, and he spent the entire 2006 campaign at Double-A Mississippi...He was limited to just 13 games in 2006, but spent much of his time assisting Mississippi manager Jeff Blauser.
- Pérez, who became a U.S. citizen in August of 2014, attended Doctor Raul Cuenca High School in Ciudad Ojeda, Venezuela, where he also played volleyball.
- Pérez, 54, and his wife, Marisol, have one daughter, Maried, and one son, Andres Eduardo, and reside in Duluth, Ga.

# COMPLETE RECORD

Year	Club	AVG	G	AB	R	H	2B	3B	HR	RBI	SH	SF	HP	BB	SO	SB	CS	E
1987	Bradenton	.202	31	89	8	18	1	0	1	5	1	1	1	8	14	0	0	4
1988	Burlington	.231	64	186	14	43	8	0	4	19	2	1	0	10	33	1	0	11
1989	Sumter	.232	114	401	39	93	21	0	5	44	4	5	5	44	68	2	6	16
1990	Sumter	.179	41	123	11	22	7	1	3	17	3	1	2	14	18	0	0	3
	Durham	.237	31	93	9	22	1	0	3	10	0	1	1	1	12	0	0	3
1991	Durham	.271	92	277	38	75	10	1	9	41	2	3	3	17	33	0	3	8
	Greenville	.250	1	4	0	1	0	0	0	0	0	0	0	1	0	0	0	0
1992	Greenville	.229	91	275	28	63	16	0	6	41	1	4	2	24	41	3	3	14
1993	Greenville	.333	28	84	15	28	6	0	6	17	0	2	0	2	8	1	0	3
1994	Richmond	.260	113	388	37	101	16	2	9	49	3	6	3	18	47	1	1	12
1995	Richmond	.265	92	324	31	86	19	0	5	40	1	2	2	12	58	1	2	7
	Atlanta	.308	7	13	1	4	1	0	1	4	0	0	0	2	0	0	0	0
1996	Atlanta	.256	68	156	19	40	9	1	4	17	0	2	1	8	19	0	0	3
1997	Atlanta	.215	73	191	20	41	5	0	6	18	1	2	2	10	35	0	1	5
1998	Atlanta	.336	61	149	18	50	12	0	6	32	1	0	2	15	28	1	1	2
1999	Atlanta	.249	104	309	30	77	17	0	7	30	4	3	6	17	40	0	1	5
2000	Atlanta	.182	7	22	0	4	1	0	0	3	0	0	0	2	0	0	0	1
2001	Greenville	.342	10	38	7	13	2	0	4	5	0	0	1	0	9	0	0	1
	Atlanta	.300	5	10	0	3	0	0	0	0	0	0	0	2	0	0	0	0
2002	Cleveland	.214	42	117	6	25	9	0	0	4	2	0	1	5	25	0	0	3
2003	Milwaukee	.271	107	350	26	95	17	1	11	45	6	2	0	17	47	0	1	6
2004	Atlanta	.229	74	170	14	39	12	0	3	13	3	1	3	11	29	0	0	3
2005	Atlanta	.211	16	38	3	8	2	0	2	6	0	0	0	1	5	0	0	0
<b>Minor Totals</b>		<b>.248</b>	<b>708</b>	<b>2282</b>	<b>237</b>	<b>565</b>	<b>107</b>	<b>4</b>	<b>55</b>	<b>288</b>	<b>17</b>	<b>26</b>	<b>20</b>	<b>150</b>	<b>342</b>	<b>9</b>	<b>15</b>	<b>82</b>
<b>Major Totals</b>		<b>.253</b>	<b>564</b>	<b>1525</b>	<b>137</b>	<b>386</b>	<b>85</b>	<b>2</b>	<b>40</b>	<b>172</b>	<b>17</b>	<b>10</b>	<b>15</b>	<b>84</b>	<b>234</b>	<b>1</b>	<b>4</b>	<b>28</b>

## DIVISION SERIES RECORD

Year	Club, Opp.	AVG	G	AB	R	H	2B	3B	HR	RBI	SH	SF	HP	BB	SO	SB	CS	E	
1995	Atl. vs. Col.																		
						Did Not Appear													
1996	Atl. vs. LA	.333	1	3	0	1	0	0	0	0	0	0	0	0	0	0	0	0	0
1997	Atl. vs. Hou.	.000	1	3	0	0	0	0	0	0	0	0	0	0	1	0	0	0	0
1998	Atl. vs. Chi.	.200	1	5	1	1	0	0	1	4	0	0	0	0	2	0	0	0	0
1999	Atl. vs. Hou.	.250	4	16	1	4	0	0	0	3	0	1	0	0	3	0	0	0	0
2001	Atl. vs. Hou.																		
						Did Not Appear													
2004	Atl. vs. Hou.	.000	3	3	0	0	0	0	0	0	0	0	0	0	1	0	0	0	0
<b>D.S. Totals</b>		<b>.222</b>	<b>10</b>	<b>30</b>	<b>2</b>	<b>6</b>	<b>0</b>	<b>0</b>	<b>1</b>	<b>7</b>	<b>0</b>	<b>1</b>	<b>0</b>	<b>0</b>	<b>7</b>	<b>0</b>	<b>0</b>	<b>0</b>	<b>0</b>

## LEAGUE CHAMPIONSHIP SERIES RECORD

Year	Club, Opp.	AVG	G	AB	R	H	2B	3B	HR	RBI	SH	SF	HP	BB	SO	SB	CS	E	
1995	Atl. vs. Cin.																		
						Did Not Appear													
1996	Atl. vs. StL.	.000	4	1	0	0	0	0	0	0	0	0	0	1	0	0	0	0	0
1997	Atl. vs. Fla.	.000	2	3	0	0	0	0	0	0	0	0	0	0	0	0	0	0	0
1998	Atl. vs. SD	.750	3	4	0	3	0	0	0	0	1	0	0	0	0	0	0	0	0
1999	Atl. vs. NYM	.500	6	20	2	10	2	0	2	5	2	0	0	1	3	0	0	0	0
2001	Atl. vs. Ari.																		
						Did Not Appear													
<b>L.C.S. Totals</b>		<b>.464</b>	<b>15</b>	<b>28</b>	<b>2</b>	<b>13</b>	<b>2</b>	<b>0</b>	<b>2</b>	<b>5</b>	<b>3</b>	<b>0</b>	<b>0</b>	<b>2</b>	<b>3</b>	<b>0</b>	<b>0</b>	<b>0</b>	<b>0</b>

## WORLD SERIES RECORD

Year	Club, Opp.	AVG	G	AB	R	H	2B	3B	HR	RBI	SH	SF	HP	BB	SO	SB	CS	E	
1995	Atl. vs. Cle.																		
						Did Not Appear													
1996	Atl. vs. NYY	.000	2	1	0	0	0	0	0	0	0	0	0	0	0	0	0	0	0
1999	Atl. vs. NYY	.125	3	8	0	1	0	0	0	0	0	0	0	1	3	0	0	0	0
<b>W.S. Totals</b>		<b>.111</b>	<b>5</b>	<b>9</b>	<b>0</b>	<b>1</b>	<b>0</b>	<b>0</b>	<b>0</b>	<b>0</b>	<b>0</b>	<b>0</b>	<b>0</b>	<b>1</b>	<b>3</b>	<b>0</b>	<b>0</b>	<b>0</b>	<b>0</b>





# KEVIN SEITZER

# 34

## HITTING COACH

Full Name: **Kevin Lee Seitzer**

Height: **5-11**

Weight: **220**

DOB: **March 26, 1962**

Opening Day Age: **61**

Born: **Springfield, IL**

Resides: **Loch Lloyd, MO**

Seasons on the Braves Coaching Staff: **9th**

Seasons on a Major League Coaching Staff: **15th**

- The 2023 season marks Kevin Seitzer's eighth on the Braves' coaching staff.
  - Over the last four seasons, under his guidance, the Braves offense has scored 2,782 runs, the second most in the N.L. (Dodgers, 2,912)...The club has drawn the third-most walks in the N.L. in this time (1,877), while hitting 834 home runs (2nd in N.L.)...Only the Dodgers have hit more (846)...The club's .775 OPS ranks second in the N.L., again trailing Los Angeles.
  - From 2020-22, the Braves won 11 Louisville Slugger Silver Slugger awards, by far the most in baseball.
- Coached on the 2021 Atlanta team that won the World Series in six games over Houston.
- Seitzer's other major-league coaching experience includes serving as the hitting coach for the Arizona Diamondbacks (2007), Kansas City Royals (2009-12) and Toronto Blue Jays (2014).
- Seitzer enjoyed a 12-year major-league playing career as a third baseman and first baseman with the Royals (1986-91), Milwaukee Brewers (1992-96), Oakland Athletics (1993) and Cleveland Indians (1996-97).
  - He compiled a lifetime .295 average, with 285 doubles, 35 triples, 75 home runs and 613 RBI.
  - He hit .300 or better in seven different seasons.
- A two-time A.L. All-Star (1987 and 1995), he finished second in the 1987 A.L. Rookie of the Year balloting to Oakland's Mark McGwire...That year he had 207 hits, the most in the league and a Royals rookie record.
  - He made his debut with the Royals on 9/3/86 against the Chicago White Sox.
    - He had six hits in a game on 8/2/87 vs. Boston.
    - Played in 10 postseason games, all of which came in the 1996 and 1997 seasons with Cleveland.
  - Seitzer grew up in Lincoln, Ill., and he attended Eastern Illinois University before being selected by the Royals in the 11th round of the 1983 draft.
  - At Eastern Illinois, he finished his tenure as the school's career leader in hits, doubles and batting average...He hit .418, including batting over .400 in each of his three seasons.
    - Seitzer's EIU uniform No. 2 was retired by the school on 10/13/12, and he was also honored as a Distinguished Alumnus.
    - He earned his degree from EIU in 1985.
  - Along with former teammate Mike Macfarlane, Seitzer owns and operates Mac-N-Seitz baseball and softball training facility in Kansas City.
  - Seitzer and his wife, Beth, reside in Leawood, Kan...They have four children.
    - Two of his sons have played professionally...Nick (Graffeo) played in the Royals system, and Cam played in the Rays and White Sox systems.

## COMPLETE RECORD

Year	Club	AVG	G	AB	R	H	2B	3B	HR	RBI	SH	SF	HP	BB	SO	SB	CS	E
1983	Butte	.345	68	238	60	82	14	1	2	45	4	2	3	46	36	11	6	21
1984	Charleston	.297	141	489	96	145	26	5	8	79	1	6	3	118	70	23	5	50
1985	Fort Myers	.314	90	290	61	91	10	5	3	46	0	5	2	85	30	28	7	9
	Memphis	.348	52	187	26	65	6	2	1	20	1	0	5	25	21	9	3	10
1986	Memphis	.273	4	11	4	3	0	0	0	1	0	0	0	7	1	2	1	1
	Omaha	.319	129	432	86	138	20	11	13	74	1	9	9	89	57	20	13	9
	Kansas City	.323	28	96	16	31	4	1	2	11	0	0	1	19	14	0	0	3
1987	Kansas City	.323	161	641	105	207	33	8	15	83	1	1	2	80	85	12	7	24
1988	Kansas City	.304	149	559	90	170	32	5	5	60	3	3	6	72	64	10	8	26
1989	Kansas City	.281	160	597	78	168	17	2	4	48	4	7	5	102	76	17	8	20
1990	Kansas City	.275	158	622	91	171	31	5	6	38	4	2	2	67	66	7	5	19
1991	Kansas City	.265	85	234	28	62	11	3	1	25	1	1	2	29	21	4	1	11
1992	Milwaukee	.270	148	540	74	146	35	1	5	71	7	9	2	57	44	13	11	12
1993	Oakland	.255	73	255	24	65	10	2	4	27	2	4	1	27	33	4	7	7
	Milwaukee	.290	47	162	21	47	6	0	7	30	1	1	1	17	15	3	0	5
1994	Milwaukee	.314	80	309	44	97	24	2	5	49	4	3	2	30	38	2	1	11
	Beloit#	.333	3	12	3	4	3	0	0	3	0	0	0	0	0	2	0	0
1995	Milwaukee	.311	132	492	56	153	33	3	5	69	5	3	6	64	57	2	0	10
1996	Milwaukee	.316	132	490	74	155	25	3	12	62	5	5	4	73	68	6	1	5
	Cleveland	.386	22	83	11	32	10	0	1	16	0	0	1	14	11	0	0	0
1997	Cleveland	.268	64	198	27	53	14	0	2	24	2	2	0	18	25	0	0	3
<b>Minor Totals</b>		<b>.318</b>	<b>487</b>	<b>1,659</b>	<b>336</b>	<b>528</b>	<b>79</b>	<b>24</b>	<b>27</b>	<b>268</b>	<b>7</b>	<b>22</b>	<b>22</b>	<b>370</b>	<b>215</b>	<b>95</b>	<b>35</b>	<b>100</b>
<b>Major Totals</b>		<b>.295</b>	<b>1,439</b>	<b>5,278</b>	<b>739</b>	<b>1,557</b>	<b>285</b>	<b>35</b>	<b>74</b>	<b>613</b>	<b>39</b>	<b>41</b>	<b>35</b>	<b>669</b>	<b>617</b>	<b>80</b>	<b>49</b>	<b>156</b>

Bold indicates led league; #Injury rehabilitation assignment.

## DIVISION SERIES RECORD

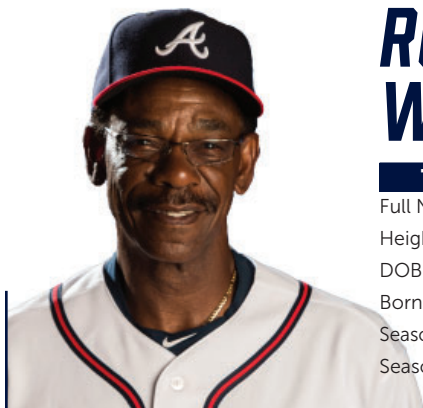
Year	Club, Opp.	AVG	G	AB	R	H	2B	3B	HR	RBI	SH	SF	HP	BB	SO	SB	CS	E
1996	Cle. vs. Bal.	.294	4	17	1	5	1	0	0	4	0	0	0	2	4	1	0	1
1997	Cle. vs. NYY	.000	1	4	0	0	0	0	0	0	0	0	0	0	0	0	0	0
<b>D.S. Totals</b>		<b>.238</b>	<b>5</b>	<b>21</b>	<b>1</b>	<b>5</b>	<b>1</b>	<b>0</b>	<b>0</b>	<b>4</b>	<b>0</b>	<b>0</b>	<b>0</b>	<b>2</b>	<b>4</b>	<b>1</b>	<b>0</b>	<b>1</b>

## LEAGUE CHAMPIONSHIP SERIES RECORD

Year	Club, Opp.	AVG	G	AB	R	H	2B	3B	HR	RBI	SH	SF	HP	BB	SO	SB	CS	E
1997	Cle. vs. Bal.	.000	4	4	0	0	0	0	0	0	1	0	0	1	2	0	0	0

## WORLD SERIES RECORD

Year	Club, Opp.	AVG	G	AB	R	H	2B	3B	HR	RBI	SH	SF	HP	BB	SO	SB	CS	E
1997	Cle. vs. Fla.	.000	1	1	0	0	0	0	0	0	0	0	0	0	0	0	0	0



# RON WASHINGTON

# 37

## THIRD BASE COACH

Full Name: **Ronald Washington**

Height: **5-11**

Weight: **170**

DOB: **April 29, 1952**

Opening Day Age: **70**

Born: **New Orleans, LA**

Resides: **New Orleans, LA**

Seasons on the Braves Coaching Staff: **7th**

Seasons on a Major League Coaching Staff: **28th**

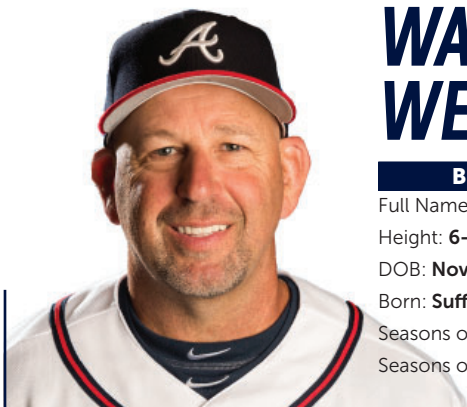
- In his seventh season on Atlanta's staff, Ron Washington serves as the third base coach, while also working extensively with Atlanta's infielders.
  - A* Under Washington's tutelage, former Braves Freddie Freeman and Dansby Swanson won their first career *Rawlings* Gold Gloves, while 2B Ozzie Albies has been a finalist for the award...Former Braves 3B Josh Donaldson was also a finalist in his only season in Atlanta (2019).
- Coached on the 2021 Atlanta team that won the World Series in six games over Houston.
- After managing the Texas Rangers from 2007-14, Washington returned to the Oakland A's as a coach in May 2015...The 2016 season, his last with Oakland, was his 13th overall year with the organization.
- He began his major-league coaching career as the A's first base coach in 1996.
- He moved across the diamond to third base in 1997 and remained there until he was hired by the Rangers following the 2006 season.
  - A* With Oakland, Washington also worked with A's infielders...He was instrumental in the development of six-time Gold Glove third baseman Eric Chavez.
- Washington was hired as manager by Texas on 11/6/06 and won more games than any manager in Rangers and Senators history, compiling a 664-611 (.521) record in eight seasons.
- He guided Texas to back-to-back World Series appearances in 2010 and 2011...The Rangers posted four consecutive 90-win seasons from 2010-13, including a 96-win season in 2011.
- Texas finished first or second in the A.L. West under Washington for six consecutive seasons from 2008-13.
- He managed the A.L. All-Star team in 2011 and 2012.
- He resigned on 9/5/14, when the Rangers were 53-87.
- Washington's coaching career began in 1991 at Tidewater, the Mets Triple-A affiliate in the International League...He spent two seasons there before taking over as manager of New York's Single-A Columbia Bombers of the South Atlantic League.
- In 1993, he guided the Bombers to a 64-77 record...Columbia finished 59-76 in 1994.
- In 1995, he returned as a coach for the Mets Triple-A affiliate (Norfolk).
- The former infielder spent all or parts of 10 seasons in the major leagues with Los Angeles-NL, Minnesota, Baltimore, Cleveland and Houston.
  - A* He made his debut with the Dodgers in 1977 and, despite hitting .368 in 10 games, did not return to the majors until 1981 with Minnesota.
  - A* The New Orleans native hit .271 with a career-high five home runs and 39 RBI in his first full season in 1982...He batted a career-high .294 for the Twins in 1984.
  - A* He was released by the Twins prior to the 1987 season and played 26 games for Baltimore that year.
  - A* He played 69 games with Cleveland in 1988 and seven games for the Astros in 1989.
  - A* Washington finished his professional playing career with the Texas Rangers' Triple-A team (Oklahoma City) in 1990.
- Washington graduated from John McDonogh (LA) High School in 1970 and attended Manatee Junior College...He was signed as a free agent by Kansas City out of the Royals Baseball Academy.
- Washington and his wife, Geraldine, live in New Orleans, La.

# COMPLETE RECORD

Year	Club	AVG	G	AB	R	H	2B	3B	HR	RBI	SH	SF	HP	BB	SO	SB	CS	E
1971	GCL Royals	.291	38	127	29	37	2	6	1	23	1	2	3	9	20	13	1	3
1972	Waterloo	.228	76	241	37	55	3	1	1	30	0	1	5	20	58	42	4	8
1973	Waterloo	.277	85	289	35	80	13	5	6	34	3	1	2	20	45	16	8	29
1974	San Jose	.245	109	425	49	104	16	3	2	41	2	4	3	28	86	51	19	33
1975	Jacksonville	.228	96	267	22	61	7	1	0	20	7	2	2	21	39	18	9	22
1976	Waterbury	.294	115	436	61	128	9	10	4	32	9	1	8	29	45	14	6	26
1977	San Antonio	.278	39	158	24	44	8	4	0	13	1	2	0	14	22	6	1	12
	Albuquerque	.323	85	359	71	116	17	8	8	59	1	5	2	21	44	19	8	33
	Los Angeles (NL)	.368	10	19	4	7	0	0	0	1	0	0	1	0	2	1	1	3
1978	Albuquerque	.344	31	122	26	42	10	3	5	32	2	1	3	4	10	7	2	8
1979	Tidewater	.264	83	273	18	72	13	4	1	26	3	4	4	19	56	4	1	13
	Veracruz	---	-	-	-	-	-	-	-	-	-	-	-	-	-	-	-	-
1980	Toledo	.287	114	407	62	117	31	5	3	36	14	6	5	18	81	19	5	30
1981	Toledo	.289	138	544	84	157	27	8	15	54	10	5	3	32	99	37	15	26
	Minnesota	.226	28	84	8	19	3	1	0	5	1	0	1	4	14	4	1	8
1982	Minnesota	.271	119	451	48	122	17	6	5	39	2	3	0	14	79	3	3	13
1983	Minnesota	.246	99	317	28	78	7	3	4	26	3	1	1	22	50	10	5	16
1984	Minnesota	.294	88	197	25	58	11	5	3	23	1	3	1	4	31	1	1	4
1985	Minnesota	.274	70	135	24	37	6	4	1	14	3	3	0	8	15	5	1	7
1986	Toledo	.268	49	198	22	53	6	1	3	19	2	2	0	12	32	8	5	9
	Minnesota	.257	48	74	15	19	3	0	4	11	2	2	0	3	21	1	2	2
1987	Rochester	.320	70	272	50	87	17	1	15	43	0	3	3	10	62	8	7	6
	Baltimore	.203	26	79	7	16	3	1	1	6	1	0	0	1	15	0	1	0
1988	Cleveland	.256	69	223	30	57	14	2	2	21	3	1	5	9	35	3	3	17
1989	Tucson	.320	92	331	40	106	19	4	5	58	3	5	1	15	40	2	2	19
1989	Houston	.143	7	7	1	1	1	0	0	0	0	0	0	4	0	0	0	0
1990	Oklahoma City	.238	101	357	37	85	15	6	1	23	1	1	0	5	60	7	4	18
<b>Minors Totals</b>		<b>.280</b>	<b>1321</b>	<b>4806</b>	<b>667</b>	<b>1344</b>	<b>213</b>	<b>70</b>	<b>70</b>	<b>543</b>	<b>59</b>	<b>45</b>	<b>44</b>	<b>277</b>	<b>799</b>	<b>271</b>	<b>97</b>	<b>295</b>
<b>Majors Totals</b>		<b>.261</b>	<b>564</b>	<b>1586</b>	<b>190</b>	<b>414</b>	<b>65</b>	<b>22</b>	<b>20</b>	<b>146</b>	<b>16</b>	<b>13</b>	<b>9</b>	<b>65</b>	<b>266</b>	<b>28</b>	<b>18</b>	<b>70</b>

# MANAGERIAL RECORD

Year	Club / League	Overall W-L	Pct.	Overall Pos.
1993	New York (NL)/Capital City (A)	64-77	.454	6th
1994	New York (NL)/Capital City (A)	59-76	.437	5th
2007	Texas/American	75-87	.463	4th
2008	Texas/American	79-83	.488	2nd
2009	Texas/American	87-75	.537	2nd
2010	Texas/American	90-72	.556	1st
2011	Texas/American	96-66	.593	1st
2012	Texas/American	93-69	.574	2nd
2013	Texas/American	91-72	.558	2nd
2014	Texas/American	67-95	.414	5th
<b>Majors Totals</b>		<b>678-619</b>	<b>.523</b>	
<b>Minors Totals</b>		<b>123-153</b>	<b>.440</b>	



# WALT WEISS

# 4

## BENCH COACH

Full Name: **Walter William Weiss**  
 Height: **6-0** Weight: **210**  
 DOB: **November 28, 1963** Opening Day Age: **59**  
 Born: **Suffern, NY** Resides: **Parker, CO**  
 Seasons on the Braves Coaching Staff: **6th**  
 Seasons on a Major League Coaching Staff: **10th**

- The 2023 season marks Walt Weiss' sixth on the Braves coaching staff and his ninth on a major-league bench...He has served as the bench coach each season with Atlanta...Named to the role on 11/10/17.
- Coached on the 2021 Atlanta team that won the World Series in six games over Houston.
- Prior to joining the Braves' staff, was Colorado's manager from 2013-16...Named the sixth manager in Rockies history on 11/7/12, replacing Jim Tracy...Went 283-365 (.437) overall...Stepped down on 10/3/16.
- He began his Rockies tenure as a special assistant to the general manager, serving in that capacity for seven seasons, from 2002-08...As a special assistant, Weiss supported the major-league coaching staff and also spent time working in the organization's player development system.
- In between his roles with Colorado, Weiss was an assistant coach (2009-11) and head coach (2012) at Regis Jesuit High School in Aurora, Colo...He also served as an assistant football coach at Regis for three seasons.
- Played in parts of 14 major-league seasons with Oakland (1987-1992), Florida (1993), Colorado (1994-97) and Atlanta (1998-2000)...He had a career .258 average, 182 doubles, 31 triples, 25 home runs and 386 RBI in 1,495 games.
  - *A* Weiss was a member of four World Series teams, including the 1989 World Champion Oakland A's...Overall, he played in 46 career postseason games, including 12 in the World Series.
  - *A* Won the 1988 A.L. Rookie of the Year and was named as a 1998 All-Star in his first season with the Braves.
  - *A* Over three seasons with Atlanta, he hit .257 (210-for-818) in 286 games.
  - *A* He played for two Hall-of-Fame managers: Tony LaRussa in Oakland and Bobby Cox in Atlanta.
- Selected 11th overall in the 1985 draft by Oakland...Was also drafted in the 10th round of the 1982 draft before deciding to attend the University of North Carolina.
- Weiss and his wife, Terri, have four sons, Blake, Brody, Bo and Brock.
  - *A* Brody, an infielder, was selected by the Rockies in the 22nd round of the 2012 First-Year Player Draft.
  - *A* Bo, a right-handed pitcher, was picked in the 29th round of the 2016 First-Year Player Draft by New York-AL...He did not sign and decided to attend Walt's alma mater, the University of North Carolina... Bo transferred to the University of Tampa after two seasons in Chapel Hill.

## MANAGERIAL RECORD

Year	Club / League	Overall W-L	Pct.	Pos.
2013	Colorado/National	74-88	.457	5th
2014	Colorado/National	66-96	.407	4th
2015	Colorado/National	68-94	.420	5th
2016	Colorado/National	75-87	.463	3rd
<b>Majors Totals</b>		<b>283-365</b>	<b>.437</b>	

# COMPLETE RECORD

Year	Club	AVG	G	AB	R	H	2B	3B	HR	RBI	SH	SF	HP	BB	SO	SB	CS	E
1985	Pocatello	.310	40	158	19	49	9	3	0	21	0	4	1	12	18	6	0	11
	Modesto	.197	30	122	17	24	4	1	0	7	1	0	0	12	20	3	3	7
1986	Huntsville	.250	46	160	19	40	2	1	0	13	1	1	2	11	39	5	1	11
	Madison	.301	84	322	50	97	15	5	2	54	0	6	1	33	66	12	5	20
1987	Huntsville	.285	91	337	43	96	16	2	1	32	6	2	2	47	67	23	3	17
	Tacoma	.263	46	179	35	47	4	3	0	17	2	1	1	28	31	9	3	11
	Oakland	.462	16	26	3	12	4	0	0	1	1	0	0	2	2	1	2	1
1988	Oakland	.250	147	452	44	113	17	3	3	39	8	7	9	35	56	4	4	15
1989	Modesto	.375	5	8	1	3	0	0	0	1	0	1	1	4	1	0	0	0
	Tacoma	.111	2	9	1	1	1	0	0	1	0	0	0	0	0	0	0	1
	Oakland	.233	84	236	30	55	11	0	3	21	5	0	1	21	39	6	1	15
1990	Oakland	.265	138	445	50	118	17	1	2	35	6	4	4	46	53	9	3	12
1991	Oakland	.226	40	133	15	30	6	1	0	13	1	2	0	12	14	6	0	5
1992	Tacoma	.231	4	13	2	3	1	0	0	3	0	1	0	2	1	0	1	1
	Oakland	.212	103	316	36	67	5	2	0	21	11	4	1	43	39	6	3	19
1993	Florida	.266	158	500	50	133	14	2	1	39	5	4	3	79	73	7	3	15
1994	Colorado	.251	110	423	58	106	11	4	1	32	4	3	0	56	58	12	7	13
1995	Colorado	.260	137	427	65	111	17	3	1	25	6	1	5	98	57	15	3	16
1996	Colorado	.282	155	517	89	146	20	2	8	48	14	6	6	80	78	10	2	30
1997	Colorado	.270	121	393	52	106	23	5	4	38	7	1	2	66	56	5	2	10
1998	Atlanta	.280	96	347	64	97	18	2	0	27	12	3	3	59	53	7	1	12
1999	Atlanta	.226	110	279	38	63	13	4	2	29	6	4	3	35	48	7	3	12
2000	Atlanta	.260	80	192	29	50	6	2	0	18	3	3	3	26	32	1	1	15
<b>Minor Totals</b>		<b>.275</b>	<b>348</b>	<b>1,308</b>	<b>187</b>	<b>360</b>	<b>52</b>	<b>15</b>	<b>3</b>	<b>149</b>	<b>10</b>	<b>16</b>	<b>8</b>	<b>149</b>	<b>243</b>	<b>58</b>	<b>16</b>	<b>79</b>
<b>A.L. Totals</b>		<b>.246</b>	<b>528</b>	<b>1,608</b>	<b>178</b>	<b>395</b>	<b>60</b>	<b>7</b>	<b>8</b>	<b>130</b>	<b>32</b>	<b>17</b>	<b>15</b>	<b>159</b>	<b>203</b>	<b>32</b>	<b>13</b>	<b>67</b>
<b>N.L. Totals</b>		<b>.264</b>	<b>967</b>	<b>3,078</b>	<b>445</b>	<b>812</b>	<b>122</b>	<b>24</b>	<b>17</b>	<b>256</b>	<b>57</b>	<b>25</b>	<b>25</b>	<b>499</b>	<b>455</b>	<b>64</b>	<b>22</b>	<b>123</b>
<b>Atlanta Totals</b>		<b>.257</b>	<b>286</b>	<b>818</b>	<b>131</b>	<b>210</b>	<b>37</b>	<b>8</b>	<b>2</b>	<b>74</b>	<b>21</b>	<b>10</b>	<b>9</b>	<b>120</b>	<b>133</b>	<b>15</b>	<b>5</b>	<b>39</b>
<b>Major Totals</b>		<b>.258</b>	<b>1,495</b>	<b>4,686</b>	<b>623</b>	<b>1,207</b>	<b>182</b>	<b>31</b>	<b>25</b>	<b>386</b>	<b>89</b>	<b>42</b>	<b>40</b>	<b>658</b>	<b>658</b>	<b>96</b>	<b>35</b>	<b>190</b>

## DIVISIONAL SERIES RECORD

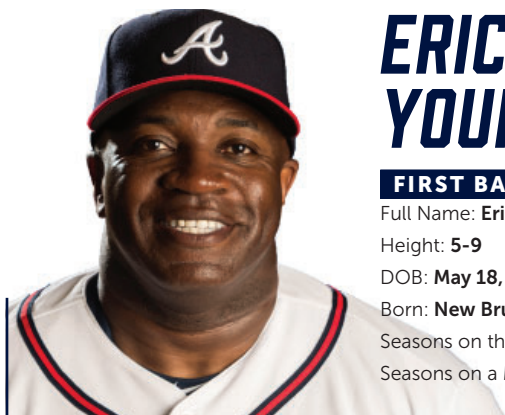
Year	Club, Opp.	AVG	G	AB	R	H	2B	3B	HR	RBI	SH	SF	HP	BB	SO	SB	CS	E
1995	Col. vs. Atl.	.167	4	12	1	2	0	0	0	0	0	0	1	3	3	1	0	0
1998	Atl. vs. Chi.	.154	3	13	2	2	0	0	0	0	0	0	0	1	3	0	0	0
1999	Atl. vs. Hou.	.167	3	6	1	1	0	0	0	0	0	0	0	2	0	0	0	0
2000	Atl. vs. Stl.	.667	1	3	0	2	1	0	0	2	0	0	0	0	0	0	0	0
<b>D.S. Totals</b>		<b>.206</b>	<b>11</b>	<b>34</b>	<b>4</b>	<b>7</b>	<b>1</b>	<b>0</b>	<b>0</b>	<b>2</b>	<b>0</b>	<b>0</b>	<b>1</b>	<b>4</b>	<b>8</b>	<b>1</b>	<b>0</b>	<b>0</b>

## LEAGUE CHAMPIONSHIP SERIES RECORD

Year	Club, Opp.	AVG	G	AB	R	H	2B	3B	HR	RBI	SH	SF	HP	BB	SO	SB	CS	E
1988	Oak. vs. Bos.	.333	4	15	2	5	2	0	0	2	0	0	0	0	4	0	0	0
1989	Oak. vs. Tor.	.111	4	9	2	1	1	0	0	0	1	0	0	1	1	1	0	0
1990	Oak. vs. Bos.	.000	2	7	2	0	0	0	0	0	0	0	0	2	2	0	0	1
1992	Oak. vs. Tor.	.167	3	6	1	1	0	0	0	0	0	0	0	2	1	2	0	0
1998	Atl. vs. SD	.200	4	15	0	3	0	0	0	1	0	0	0	2	5	1	0	0
1999	Atl. vs. NYM	.286	6	21	2	6	2	0	0	1	1	0	0	2	4	2	0	1
<b>L.C.S. Totals</b>		<b>.219</b>	<b>23</b>	<b>73</b>	<b>9</b>	<b>16</b>	<b>5</b>	<b>0</b>	<b>0</b>	<b>4</b>	<b>2</b>	<b>0</b>	<b>0</b>	<b>9</b>	<b>6</b>	<b>17</b>	<b>0</b>	<b>2</b>

## WORLD SERIES RECORD

Year	Club, Opp.	AVG	G	AB	R	H	2B	3B	HR	RBI	SH	SF	HP	BB	SO	SB	CS	E
1988	Oak. vs. LA	.063	5	16	1	1	0	0	0	0	1	0	0	0	2	1	0	1
1989	Oak. vs. SF	.133	4	15	3	2	0	0	1	1	0	0	0	2	2	0	0	0
1999	Atl. vs. NYY	.222	3	9	1	2	0	0	0	0	0	0	0	1	0	0	0	0
<b>W.S. Totals</b>		<b>.125</b>	<b>12</b>	<b>40</b>	<b>5</b>	<b>5</b>	<b>0</b>	<b>0</b>	<b>1</b>	<b>1</b>	<b>1</b>	<b>0</b>	<b>0</b>	<b>2</b>	<b>5</b>	<b>1</b>	<b>0</b>	<b>1</b>



# ERIC YOUNG SR.

# 2

## FIRST BASE/ OUTFIELD COACH

Full Name: **Eric Orlando Young**

Height: **5-9**

Weight: **180**

DOB: **May 18, 1967**

Opening Day Age: **55**

Born: **New Brunswick, NJ**

Resides: **Hattiesburg, MS**

Seasons on the Braves Coaching Staff: **6th**

Seasons on a Major League Coaching Staff: **11th**

- In his sixth season with the Braves, Eric Young Sr. serves as the first base coach and oversees the club's outfield instruction.
- Coached on the 2021 Atlanta team that won the World Series in six games over Houston.
- Prior to joining the Braves, he was Colorado's first base/baserunning/outfield coach from 2014-16, working under Rockies manager and current Braves bench coach Walt Weiss.
- Prior to joining Colorado's staff, he worked for two seasons, from 2011-12, as the first base coach for the Arizona Diamondbacks.
- Started his coaching career in 2010 as Houston's minor league outfield and baserunning instructor.
- Spent 2007-09 working as an in-studio analyst for ESPN's "Baseball Tonight"...Retired from his playing career after the 2006 season.
- Played in the majors for 15 seasons, finishing with a .283 (1,731-6,119) career average in 1,730 games for seven different teams (Los Angeles-NL, 1992, 1997-99; Colorado, 1993-97; Chicago-NL, 2000-01; Milwaukee, 2002-03; San Francisco, 2003; Texas, 2004, 2006; San Diego, 2005-06).
  - He made his MLB debut in 1992 with the Dodgers before Colorado selected him in the 11th round of the Expansion Draft later that year.
  - A second baseman and outfielder, Young went to his only career All-Star Game in 1996...He also won the Silver Slugger award that season...Hit .324 and stole a N.L.-most 53 bases.
  - He stole 465 bases in his career, the second most in the majors during the time he was active (1992-06)...Stole at least 40 bases in six different seasons (1993, 1996-2000).
- Was a 43rd-round draft choice of Los Angeles-NL out of Rutgers University in 1989...Graduated in 1985 from New Brunswick High School (NJ), where he played baseball, football and basketball...Also played football at Rutgers and was inducted into the school's Hall of Fame in 1999.
- Young Sr. has two sons, Eric Jr. and Dallas.
  - Eric Jr. had a 10-year major-league career, playing for five teams, including 35 games with Atlanta in 2015...He is currently the first base coach for the Washington Nationals.
  - Dallas Dupree Young is a teenage actor, who starred in Nickelodeon's "Cousins for Life"...He also made appearances on others shows, including "9-1-1," "Shameless," "Cobra Kai," and "The Fosters."



# COMPLETE RECORD

Year	Club	AVG	G	AB	R	H	2B	3B	HR	RBI	SH	SF	HP	BB	SO	SB	CS	E
1989	GCL Dodgers	.330	56	197	53	65	11	5	2	22	1	1	3	33	16	41	10	15
1990	Vero Beach	.287	127	460	101	132	23	7	2	50	5	4	6	69	35	76	16	25
1991	San Antonio	.280	127	461	82	129	17	4	3	35	8	1	2	67	36	70	26	13
	Albuquerque	.400	1	5	0	2	0	0	0	0	0	0	0	0	0	0	0	0
1992	Albuquerque	.337	94	350	61	118	16	5	3	49	13	7	4	33	18	28	11	20
	Los Angeles (NL)	.258	49	132	9	34	1	0	1	11	4	0	0	8	9	6	1	9
1993	Colorado	.269	144	490	82	132	16	8	3	42	4	4	4	63	41	42	19	18
1994	Colorado	.272	90	228	37	62	13	1	7	30	5	2	2	38	17	18	7	2
1995	Colorado	.317	120	366	68	116	21	9	6	36	3	1	5	49	29	35	12	11
1996	New Haven	.067	3	15	0	1	0	0	0	0	0	0	0	3	0	0	0	0
	Salem	.300	3	10	2	3	3	0	0	0	0	0	0	3	1	2	0	2
	Colorado Springs	.261	7	23	4	6	1	1	0	3	0	0	0	5	1	0	0	3
	Colorado	.324	141	568	113	184	23	4	8	74	2	5	21	47	31	53	19	12
1997	Colorado	.282	118	468	78	132	29	6	6	45	8	5	5	57	37	32	12	15
	Los Angeles (NL)	.273	37	154	28	42	4	2	2	16	2	1	4	14	17	13	2	3
1998	Los Angeles (NL)	.285	117	452	78	129	24	1	8	43	9	2	5	45	32	42	13	13
1999	San Bernardino	.250	3	12	0	3	0	0	0	0	0	0	0	2	0	0	0	2
	Los Angeles (NL)	.281	119	456	73	128	24	2	2	41	6	4	5	63	26	51	22	9
2000	Chicago (NL)	.297	153	607	98	180	40	2	6	47	7	5	8	63	39	54	7	15
2001	Chicago (NL)	.279	149	603	98	168	43	4	6	42	15	3	9	42	45	31	14	12
2002	Milwaukee	.280	138	496	57	139	29	3	3	28	8	4	6	39	38	31	11	12
2003	Milwaukee	.260	109	404	71	105	18	1	15	31	2	1	4	48	34	25	7	15
	San Francisco	.197	26	71	9	14	2	0	0	3	0	1	1	9	10	3	5	1
2004	Texas	.288	104	344	55	99	25	2	1	27	4	3	8	43	28	14	9	9
2005	Portland	.000	5	16	3	0	0	0	0	0	0	0	0	6	2	0	0	0
	San Diego	.275	56	142	22	39	9	0	2	12	3	0	0	18	12	7	6	3
2006	San Diego	.203	56	128	19	26	5	0	3	13	1	3	2	13	16	8	2	1
	Oklahoma	.222	9	27	3	6	2	3	0	1	0	0	2	4	4	0	2	0
	Texas	.200	4	10	1	2	1	1	0	2	1	0	0	1	1	0	0	0
<b>Minor Totals</b>		<b>.295</b>	<b>435</b>	<b>1576</b>	<b>309</b>	<b>465</b>	<b>73</b>	<b>25</b>	<b>10</b>	<b>160</b>	<b>27</b>	<b>13</b>	<b>17</b>	<b>220</b>	<b>118</b>	<b>217</b>	<b>65</b>	<b>80</b>
<b>A.L. Totals</b>		<b>.285</b>	<b>108</b>	<b>354</b>	<b>56</b>	<b>101</b>	<b>26</b>	<b>3</b>	<b>1</b>	<b>29</b>	<b>5</b>	<b>3</b>	<b>8</b>	<b>44</b>	<b>29</b>	<b>14</b>	<b>9</b>	<b>9</b>
<b>N.L. Totals</b>		<b>.283</b>	<b>1622</b>	<b>5765</b>	<b>940</b>	<b>1630</b>	<b>301</b>	<b>43</b>	<b>78</b>	<b>514</b>	<b>79</b>	<b>41</b>	<b>81</b>	<b>616</b>	<b>433</b>	<b>451</b>	<b>159</b>	<b>151</b>
<b>Major Totals</b>		<b>.283</b>	<b>1730</b>	<b>6119</b>	<b>996</b>	<b>1731</b>	<b>327</b>	<b>46</b>	<b>79</b>	<b>543</b>	<b>84</b>	<b>44</b>	<b>89</b>	<b>660</b>	<b>462</b>	<b>465</b>	<b>168</b>	<b>160</b>

## DIVISIONAL SERIES RECORD

Year	Club, Opp.	AVG	G	AB	R	H	2B	3B	HR	RBI	SH	SF	HP	BB	SO	SB	CS	E
1995	Col. vs. Atl.	.438	4	16	3	7	1	0	1	2	0	0	0	2	2	1	0	3
2005	SD vs. Atl.	.333	3	6	2	2	0	0	1	3	0	0	0	0	0	0	0	0
<b>D.S. Totals</b>		<b>.409</b>	<b>7</b>	<b>22</b>	<b>5</b>	<b>9</b>	<b>1</b>	<b>0</b>	<b>2</b>	<b>5</b>	<b>0</b>	<b>0</b>	<b>0</b>	<b>2</b>	<b>2</b>	<b>1</b>	<b>0</b>	<b>3</b>





# JIMMY LEO

# 97

## BULLPEN CATCHER

Full Name: **James Peter Leo**

Height: **5-8**

Weight: **190**

DOB: **November 17, 1992**

Opening Day Age: **30**

Born: **Boca Raton, FL**

Resides: **Phoenix, AZ**

- Jimmy Leo is in his sixth season as one of the club's bullpen catchers...Joined the organization during Spring Training in 2018.
- Prior to joining the Braves, he worked with Oakland as a minor-league video assistant.
- Began his professional career with Miami, working as a video intern in the club's minor league system, first for Short-Season Batavia in 2015 and then for High-A Jupiter in 2016.
- Caught at Flagler College in St. Augustine, Fla... Graduated from the school in 2015 with a degree in sport management.
- A native of Boca Raton, Fla., Leo resides in Phoenix, Ariz.



# JOSÉ YÉPEZ

# 96

## BULLPEN CATCHER

Full Name: **José Ricardo Yépez**

Height: **6-0**

Weight: **205**

DOB: **June 19, 1981**

Opening Day Age: **41**

Born: **Carora, Venezuela**

Resides: **Clearwater, FL**

- The former Braves minor-league catcher, José Yépez is in his eighth season on the Atlanta staff after joining the club as a bullpen catcher in May 2016...He began the 2016 campaign as a coach with the Single-A Rome Braves.
- He enjoyed a 15-year minor-league career (2001-15)...Played in Atlanta's system for final four years.
- Also played in Seattle's system after beginning his career in the Toronto organization.
- A native of Carora, Venezuela, Yépez and his wife, Leanna, reside in Clearwater, Fla. with their son, Jerek.



# MEDICAL & PERFORMANCE STAFF

## GEORGE C. POULIS **Director of Player Health/Head Athletic Trainer**

- George C. Poulis begins his sixth season with the Braves as director of player health/head athletic trainer...He was named to the position on December 5, 2017.
- Prior to joining the Braves, Poulis spent 18 years with the Toronto Blue Jays, 2000-17, including the last 15 as the club's head athletic trainer...He served as the Blue Jays' assistant athletic trainer for three seasons before his promotion to the head role.
- Before his time with Toronto, he was an athletic trainer in the San Diego Padres' minor-league system for 10 years.

- Poulis' sports career began in 1986, serving as an athletic training intern for the NFL's Cleveland Browns.
- A Cleveland native, Poulis earned his undergraduate degree from Baldwin-Wallace College in Berea, Ohio, and earned his master's degree from the University of Alabama.
- During the off-season, Poulis, 58, and his wife, Jenny, live in Florida with their three daughters, Lainey, Evy and Nicki.



## JEFF STEVENSON **Assistant Athletic Trainer**

- The 2023 season marks Jeff Stevenson's fifth with the Braves organization, including his third on the major-league staff as assistant athletic trainer.
- Stevenson was the club's COVID-19 compliance officer for the 2020 season...He joined the organization in 2019 as the assistant minor league medical coordinator, where he worked out of the club's spring training complex in Florida.
- Previously, Stevenson was with the Toronto Blue Jays for eight seasons, 2011-18...He was a rehab coordinator for three seasons, a minor league medical coordinator for three seasons and the major-league assistant athletic trainer for two seasons.
- Stevenson came to Toronto from the Kansas City Royals, where he spent 18 seasons...He served the majority of that time in the minor leagues, including

- nine with Triple-A Omaha...He was named the Pacific Coast League Athletic Trainer of the Year in 2005.
- He began his Royals tenure in 1992...In 1999, he was honored as the Dick Howser Award winner for his outstanding contributions to the player development department.
- Stevenson was promoted to the Royals' major-league staff as assistant athletic trainer for the 2008 and 2009 seasons.
- A Michigan native, Stevenson earned his degree in athletic training from Indiana University.
- Stevenson, 53, and his wife, Christy, reside in Palm Harbor, Fla...He has three children, Brennan, Michael and Meg.



## NICK FLYNN **Assistant Athletic Trainer**

- Flynn enters his second season in the majors with the Braves, his 14th season in professional baseball...It will be his eighth year in the Braves organization... He joined Atlanta's farm system in 2016 and was the athletic trainer for Advanced-A Carolina.
- From 2018 until 2021, Flynn served Atlanta as a minor league medical coordinator.
- Prior to joining the Braves, he spent five seasons as an athletic trainer with the Tampa Bay Rays organization (2011-15)...After spending 2011 as an intern at the major league level, he served as the athletic trainer with Rookie-level Princeton for two seasons (2012-13) and Class-A Bowling Green for two seasons (2014-15).

- With Bowling Green in 2014, he was named the Midwest League Athletic Trainer of the Year by the Professional Baseball Athletic Trainers Society.
- Began his baseball career as an intern with the Toronto Blue Jays in 2009.
- Received his master's degree in sports medicine from Georgia State University and his bachelor's degree in athletic training from the University of South Florida.
- A native of St. Johns, Newfoundland, Canada, he now resides in Venice, Fla. with his wife Stephanie.



## BRAD SCOTT **Head Strength and Conditioning Coach**

- Bradford Scott is in his eighth season with the Braves, including his seventh as the head strength and conditioning coach...He joined the organization in February of 2016 as a performance therapist.
- Scott came to Atlanta from the University of Portland, where he had served as the Director of Athletic Performance since September of 2007.
- Before his time at Portland, Scott spent a year at the University of Southern California as the head strength, speed and conditioning coach for the men's and women's basketball and men's and women's volleyball programs...He worked directly with the Trojans' 2007 NCAA Sweet 16 basketball team that had two players chosen in the 2007 NBA draft.
- Prior to his stay at USC, Scott was the director of strength, speed and conditioning at Cal State Northridge and managed the program for all 16 sports...He interned for two years with the Anaheim Ducks of the National Hockey League from 2004-06.
- While obtaining his Master of Education degree from the University of Arizona, 2001-04, Scott served as a graduate assistant for the Wildcats.
- Scott is a 2001 graduate of the University of Massachusetts Boston with a bachelor's degree in exercise physiology.
- He is a member of the National Strength & Conditioning Association, as well as the American Massage Therapy Association.
- A native of Westwood, Mass., Scott attended Xaverian Brothers High School, where he participated in varsity football, wrestling and lacrosse.
- Scott enjoys hiking, snowboarding and riding motorcycles.



## JORDAN WOLF **Assistant Strength and Conditioning Coach**

- Jordan Wolf is in his seventh season with the Braves as the assistant strength and conditioning coach...He joined the organization in December of 2016.
- Before his work with the Braves, he spent four seasons, 2013-16, as the San Diego Padres' minor league strength and conditioning coordinator.
- Wolf was with the Arizona Diamondbacks organization for four seasons prior to joining San Diego, 2009-12... He was a minor league strength and conditioning coach.
- Wolf received a degree in kinesiology from Arizona State University... He is also a licensed massage therapist.
- He is a member of the National Strength and Conditioning Society and is a Registered Strength and Conditioning Coach (RSCC).
- Wolf and his wife, Lindsey, make their home in Marietta, Ga.



**PAUL HOWEY** Major League Assistant Strength Coach



- Begins his first year on the major league staff as assistant strength coach.
- Was previously Gwinnett’s strength and conditioning coach, and has been in the Atlanta Braves organization for six seasons...Joined the Stripers in 2019 for his first stint as a Triple-A coach...Returned to Gwinnett in 2021.
- In 2020, following the cancellation of the MiLB season, served as a strength and conditioning coach at the Braves Alternate Training Site in Gwinnett.
- Was named the Southern League Strength Coach of the Year in his lone season with Double-A Mississippi, 2018.
- From 2015-17, served as the strength coach with the Clinton LumberKings (Class-A, Seattle Mariners) for three seasons, his first in affiliated baseball.
- Earned a bachelor’s degree in exercise science from Abilene Christian University in 2004, where he played college baseball... Received his master’s degree in exercise science from California University of Pennsylvania...Is also a licensed massage therapist... His wife Liz is a 2021 graduate of AT Still University’s Medical School in Phoenix, AZ, she is currently a psychiatry resident at Unity Hospital in Searcy, AR...Paul and Liz reside in Searcy, AR.

**BRAVES TEAM DOCTORS**

Dr. Tim Griffith is the Braves’ Head Team Physician. Dr. Griffith, currently a partner with Peachtree Orthopedics, was selected as a Top Doctor in 2020 by Georgia Trend Magazine. Dr. Griffith has a graduate degree from the Medical College of Georgia, and an undergraduate degree from the University of Georgia, where he graduated summa cum laude from the Honors Program. The Braves also work with 17 other of the finest doctors in Georgia and a nutritionist (listed below).



**Dr. Tim Griffith**  
Head Team Physician

- |                              |                               |
|------------------------------|-------------------------------|
| <i>A</i> Dr. Gary M. Lourie  | <i>A</i> Dr. Jonathan Kim     |
| <i>A</i> Dr. Lee Kneer       | <i>A</i> Dr. Jeffrey Smith    |
| <i>A</i> Dr. Marvin Royster  | <i>A</i> Dr. Glenn Maron      |
| <i>A</i> Dr. Spero Karas     | <i>A</i> Dr. Hamid Sadri      |
| <i>A</i> Dr. John Xerogeanes | <i>A</i> Dr. Mark Scappaticci |
| <i>A</i> Dr. Brooks Lide     | <i>A</i> Dr. Alan Kozarsky    |
| <i>A</i> Dr. Kyle Hammond    | <i>A</i> Dr. David Ross       |
| <i>A</i> Dr. Ken Mautner     | <i>A</i> Dr. Marie Spano      |
| <i>A</i> Dr. Jeff Webb       |                               |

## NICK VALENCIA **Asst. Director, Player Health/M.L. Head Phys. Therapist**



- Nick Valencia is in his seventh season in the organization, including his first as assistant director, player health/major league head physical therapist...He spent 2022 as the club's head physical therapist, and the previous three seasons as the team's major league assistant physical therapist.
- Valencia has been with the Braves since March of 2017, when he worked as the team's rehab coordinator based out of the club's Florida facility in Lake Buena Vista.
- Prior to joining the Braves, Valencia worked three years at an orthopedic sports medicine clinic in Gilbert, Ariz... There he worked with numerous professional, college, and high school athletes.
- During the spring of 2016 and 2017, Valencia provided medical support for the Tijuana Toros of the Mexican League.
- While working at the sports medicine clinic in Arizona, from August of 2015 until leaving for the Braves,

- Valencia worked with Phoenix Allies for Community Health (PACH) to provide free primary healthcare to marginalized communities in the greater Phoenix area.
- Valencia is a board certified orthopedic clinical specialist...He completed his orthopedic physical therapy residency in 2015 at Foothills Sports Medicine Physical Therapy in Phoenix, Ariz.
- He received his doctor of physical therapy degree in 2013 from the University of Texas at El Paso, and his bachelor's of science degree in psychology from the University of Texas at Austin in 2010.
- The El Paso native, Valencia, 34, attended Socorro (TX) High School, and enjoys rock climbing, watching sports, and public speaking.

## MARCUS AHRENS **Assistant Physical Therapist**



- The 2023 season is Ahrens' second in the Braves organization...He joined Atlanta from the Cincinnati Reds, where he spent five seasons.
- He was a rehabilitation coordinator for the first year, and then a physical therapist for the following four seasons.
- Prior to joining the Reds, he worked as a physical therapist and clinical director at PHLEX NYC in New York City...Ahrens became board certified in sports physical therapy (SCS) in 2020, and in 2017 achieved his certification in manual physical therapy (CMPT).

- He earned his doctorate in physical therapy in 2013 from Columbia University, including an internship with the Reds in 2013.
- He completed a bachelor's degree in integrative physiology, with a minor in psychology, in 2009 from the University of Iowa.
- Marcus was born and raised in Iowa City, IA and lives in Phoenix, AZ with wife Erin and daughter, Finley.

## NATE LEET **Massage Therapist**



- The 2023 season is Nate Leet's third in the Braves organization.
- He also served as the head massage therapist for the Tampa Bay Rays for 14 seasons, 2004-17.
- Leet became a licensed massage therapist after graduating from the Suncoast School of Massage Therapy in Tampa, Fla. in 2002.
- Upon graduation, he served as a massage therapist for the National Football League's Tampa Bay Buccaneers for five years.

- Leet has also owned and operated spa therapy centers in the Tampa area.
- Leet has a business administration and management degree from Bryant University in Smithfield, R.I.

# CLUBHOUSE STAFF

## CALVIN MINASIAN **Director, Equipment & Clubhouse Services**

- Calvin Minasian is in his third season with the Braves organization...He got hired in December of 2020 as the director, equipment and clubhouse services.
- Minasian came to the Braves from the Washington Nationals...In 10 seasons with Washington, he split his time between the major and minor leagues, including most recently serving as the major/minor league clubhouse and equipment coordinator.
- Minasian got his start in baseball working for the Texas Rangers...His father, Zack, ran the Rangers clubhouse for over two decades as part of a 30-year career in professional baseball.
- Calvin's first job came as an eight-year-old Rangers' batboy...He steadily worked his way up, before becoming the assistant equipment manager for 12 seasons, 1998-2009.
- In between tenures with the Rangers and Nationals, Minasian served one season, 2010, in a scouting role

with the Toronto Blue Jays.

- Minasian has a degree in finance from the University of Texas at Arlington.
- The Chicago native has three older brothers, two of whom are also with major-league teams...Perry is in his third season as the general manager of the Los Angeles Angels, after spending three seasons working in the Braves baseball operations department...Zack Jr. is the vice president of professional scouting for the San Francisco Giants.
- Minasian, 41, and his wife, Hasmik, reside in Atlanta... The couple welcomed their first child, Archie, on November 9, 2020.



## JIM LOVELL **Senior Director of Team Travel**

- Jim Lovell is in his 39th year in the Braves organization, including his first as the club's senior director of team travel...He was previously director of team travel, a position he was named to in January of 2018.
- In his role, Lovell handles the major league team's travel, including all transportation and hotel logistics.
- Before becoming the director of team travel, Lovell served in athletic training roles, including most recently for 15 seasons as the Braves' assistant athletic trainer, 2003-17.
- Prior to joining the major league staff in 2003, he worked 18 seasons in Atlanta's minor league system.
- Lovell served as the Head Minor League Athletic Trainer, coordinating the minor league medical staff, and covered the Triple-A Richmond club from 1991 to 2002...He was the athletic trainer for the Triple-A All-Star Game in 1991.
- Lovell joined the Braves organization in 1985 and spent six years at Double-A Greenville, earning Southern League Trainer of the Year honors three times...He also served three seasons as the trainer for the Southern League All-Star Game.
- Until 1992, Lovell also spent his off seasons as a part of the football program at Auburn University.
- He served as the interim assistant trainer for the Major League club during the 1992 and 2000 seasons.

- Lovell joined the Major League club in September of 2002 and was named the full-time assistant trainer the following year.
- He was honored as the National League athletic trainer for the 2012 Major League Baseball All-Star Game in Kansas City...That season, Lovell and then-head athletic trainer Jeff Porter were recognized by the Professional Baseball Athletic Trainers Society (PBATS) as the Major League Baseball Athletic Training Staff of the Year.
- Lovell holds a bachelor's degree in community health and a master's degree in exercise physiology...He is a licensed Emergency Medical Technician, and certified as an athletic trainer by the National Athletic Trainer's Association.
- An avid follower of Auburn football, Lovell resides in Newnan, Ga...He enjoys golf, reading and listening to country-western music.



## FRED STONE **Visiting Clubhouse Manager**

- The 2023 campaign is Fred Stone's 47th in the Braves organization, his 40th with the major league club and his sixth as visiting clubhouse manager.
- In addition to his duties in Atlanta, Stone also serves as the clubhouse manager for CoolToday Park in North Port, Fla.
- A native of Richmond, Va., Stone began his career in 1977 as a member of the grounds crew for the Triple-A Richmond Braves...He later became a clubhouse assistant and then served as clubhouse manager, as well as various other roles within the club.
- Stone graduated from Chickahominy Academy (VA) in 1982 and joined Atlanta's clubhouse staff in 1984.
- Stone, 59, resides in Woodstock, Ga...He enjoys golfing and is an avid NASCAR and hockey fan.



## ERIC DURBAN **Assistant Clubhouse Manager**

- Eric Durban is in his 18th season with the Braves organization, including his seventh as assistant clubhouse manager.
- In his role, Durban assists with the day-to-day operations of the Braves' clubhouse, including the ordering and maintaining of equipment and clubhouse supplies...Additionally, he attends to the needs of the players, staff and umpires.
- He also assists with the annual moving of the team's equipment to its spring training complex in North Port, Fla.
- Durban, who joined the organization in 2006, has previously worked as a bat boy and clubhouse assistant in a part-time/seasonal capacity in the home clubhouse.
- Born in Stone Mountain, Ga., Durban graduated from St. Louis University High School in St. Louis, Mo., and earned a bachelor's degree in Journalism from the University of Missouri.
- Durban, 35, and his wife, Savannah, reside in Smyrna, Ga. with their dog, Chloe.





## CHRIS HUNTER **Assistant Clubhouse Manager**

- Chris Hunter is in his 13th season with the Braves, including his sixth as assistant clubhouse manager.
- In his role, Hunter assists with the day-to-day operation of the Braves' clubhouse, including ordering and stocking of equipment and clubhouse supplies, and attending to the needs of the players and staff.
- He also assists with the annual moving of the team's equipment to their spring training complex in North Port, Fla.
- Hunter, who joined the organization in 2011, previously served in a part-time/seasonal capacity in the home clubhouse.
- A native of Gwinnett, Ga., Hunter graduated from North Gwinnett High School and holds a bachelor's degree in sport management from the University of West Georgia.
- Hunter, 39, and his girlfriend, Brandi, reside in Woodstock, Ga. with their dog, Bailey.



## ROB SMITH **Manager, Baseball Video Operations**

- Rob Smith is in his 29th season with the Braves and his ninth as manager, baseball video operations.
- Smith is responsible for overseeing the Braves' video and technology efforts at every level of the organization...At the major-league level, Smith is responsible for capturing video for coaching and scouting purposes, as well as pitch charting for every game...Smith also assists with the in-game instant replay process, providing technical support as needed.
- In addition, Smith assists the coaching staff with advance scouting and game planning by providing supplemental statistical data and video.
- Smith is a founding member of the Professional Baseball Video Coordinators Association, a member of the MLB Video Committee and 2018 winner of the prestigious "Video Specialist of the Year" award as presented by the Cincinnati Reds visiting clubhouse staff.
- Smith is credited with creating and maintaining a digital library of complete Braves games dating to the 1984 season.
- Prior to his current role, Smith served 17 seasons as the club's major league video coordinator.
- Smith began with the Braves in 1995 as a game day employee in corporate sponsor hospitality.
- In 1996, he served as a customer service representative in the ticket sales department, and in the 1997 and 1998 seasons, he was a marketing representative and also worked part-time coordinating the Braves' video efforts.
- Born in Concord, N.H., Smith attended Lafayette High School in Williamsburg, Va...He graduated from the University of Kentucky in 1994 with a degree in sport management.
- Smith, 51, and his wife, Carmen, reside in Suwanee, Ga. with their son, Tyler.



# GROUNDS CREW

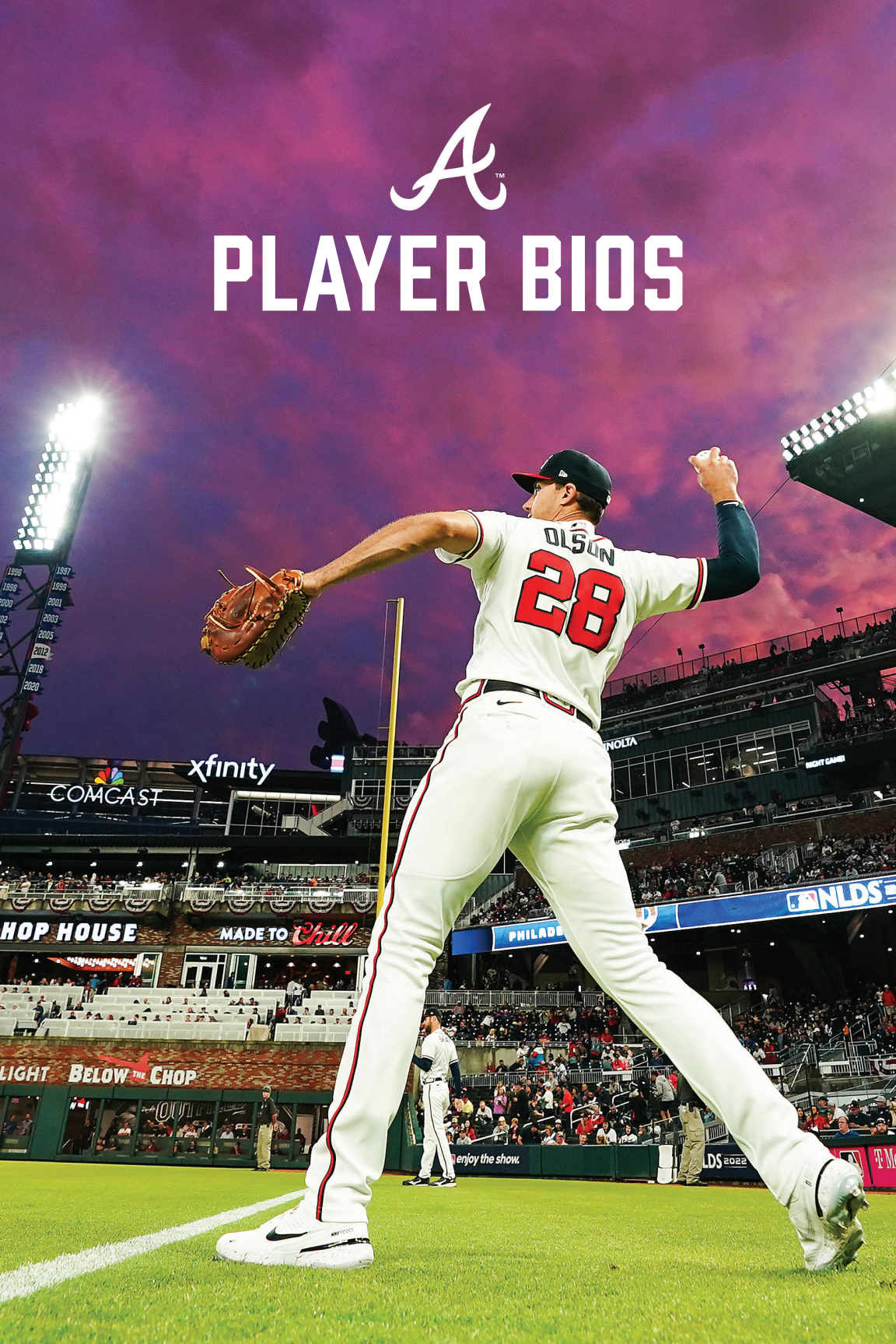
## ED MANGAN **Senior Director, Field Operations**



- Ed Mangan is in his 33rd season in the Braves organization.
- When John Schuerholz became the Braves' general manager in October of 1990, Mangan was among the first people Schuerholz hired.
- Prior to his Braves tenure, Mangan served five years as the head groundskeeper at the Kansas City Royals' spring training complex Boardwalk & Baseball...During that time, Schuerholz was Kansas City's general manager.
- In his role, Mangan oversees all field duties at Truist Park and was the only field director the Braves used in their 20 years at Turner Field (1997-2016) and in their 22 springs at the Wide World of Sports Complex in Lake Buena Vista, Fla (1998-2019).
- Known as one of the best field directors in the game, Mangan also works with the NFL to prepare the practice facilities and main field for the Super Bowl... He has worked the Super Bowl for the last 33 years, including serving as the field director for the last 22.
- Following his duties with the Super Bowl, Mangan heads to Florida to oversee the preparations of the Braves' spring training complex in North Port.
- A native of Leonardo, N.J., Mangan attended Mater Dei High School in Middletown, N.J., and the University of Southwestern Louisiana.
- Mangan is a member of the Georgia Golf Course Superintendents Association and the Aircraft Owners and Pilots Association.
- Mangan, 62, and his wife, Janeen, reside in Alpharetta, Ga. and have four boys, Jake, Micky, Colby and Ty...He enjoys archery, aviation, hunting and fishing.

A™

# PLAYER BIOS



# 2023 ATLANTA BRAVES 40-MAN ROSTER

## ALPHABETICAL

Name, Position	No.
ACUÑA JR., Ronald, OF	13
ALBIES, Ozzie, INF	1
ALLARD, Kolby, LHP	49
ANDERSON, Ian, RHP	36
ANDERSON, Nick, RHP	61
ARCIA, Orlando, INF	11
D'ARNAUD, Travis, C	16
ELDER, Bryce, RHP	55
ELLEDGE, Seth, RHP	62
FASANO, Sal, Coach	57
FRENCH, Drew, Coach	58
FRIED, Max, LHP	54
GRISSOM, Vaughn, INF	18
HARRIS II, Michael, OF	23
HILLIARD, Sam, OF	14
IGLESIAS, Raisel, RHP	26
JIMÉNEZ, Joe, RHP	77
KRANITZ, Rick, Coach	39
LEE, Dylan, LHP	52
LUETGE, Lucas, LHP	63
LUPLOW, Jordan, OF	24
MAGALLANES, Bobby, Coach	70
MATZEK, Tyler, LHP	68
MCHUGH, Collin, RHP	32
MINTER, A.J., LHP	33
MORTON, Charlie, RHP	50
MUÑOZ, Roddery, RHP	69
MURPHY, Sean, C	12
OLSON, Matt, INF	28
OZUNA, Marcell, OF	20
PÉREZ, Eddie, Coach	95
RILEY, Austin, INF	27
ROSARIO, Eddie, OF	8
SANTANA, Dennis, RHP	59
SEITZER, Kevin, Coach	34
SHEWMAKE, Braden, INF	65
SNITKER, Brian, Manager	43
SOROKA, Michael, RHP	40
STEPHENS, Jackson, RHP	53
STRIDER, Spencer, RHP	99
TONKIN, Michael, RHP	51
TROMP, Chadwick, C	48
VINES, Darius, RHP	64
WASHINGTON, Ron, Coach	37
WEISS, Walt, Coach	4
WHITE, Eli, OF	38
WRIGHT, Kyle, RHP	30
YATES, Kirby, RHP	22
YNOA, Huascar, RHP	19
YOUNG SR., Eric, Coach	2

## NUMERICAL

No.	Name, Position
1	ALBIES, Ozzie, INF
2	YOUNG SR., Eric, Coach
4	WEISS, Walt, Coach
8	ROSARIO, Eddie, OF
11	ARCIA, Orlando, INF
12	MURPHY, Sean, C
13	ACUÑA JR., Ronald, OF
14	HILLIARD, Sam, OF
16	D'ARNAUD, Travis, C
18	GRISSOM, Vaughn, INF
19	YNOA, Huascar, RHP
20	OZUNA, Marcell, OF
22	YATES, Kirby, RHP
23	HARRIS II, Michael, OF
24	LUPLOW, Jordan, OF
26	IGLESIAS, Raisel, RHP
27	RILEY, Austin, INF
28	OLSON, Matt, INF
30	WRIGHT, Kyle, RHP
32	MCHUGH, Collin, RHP
33	MINTER, A.J., LHP
34	SEITZER, Kevin, Coach
36	ANDERSON, Ian, RHP
37	WASHINGTON, Ron, Coach
38	WHITE, Eli, OF
39	KRANITZ, Rick, Coach
40	SOROKA, Michael, RHP
43	SNITKER, Brian, Manager
48	TROMP, Chadwick, C
49	ALLARD, Kolby, LHP
50	MORTON, Charlie, RHP
51	TONKIN, Michael, RHP
52	LEE, Dylan, LHP
53	STEPHENS, Jackson, RHP
54	FRIED, Max, LHP
55	ELDER, Bryce, RHP
57	FASANO, Sal, Coach
58	FRENCH, Drew, Coach
59	SANTANA, Dennis, RHP
61	ANDERSON, Nick, RHP
62	ELLEDGE, Seth, RHP
63	LUETGE, Lucas, LHP
64	VINES, Darius, RHP
65	SHEWMAKE, Braden, INF
68	MATZEK, Tyler, LHP
69	MUÑOZ, Roddery, RHP
70	MAGALLANES, Bobby, Coach
77	JIMÉNEZ, Joe, RHP
95	PÉREZ, Eddie, Coach
99	STRIDER, Spencer, RHP

## POSITION

MANAGER	
SNITKER, Brian	43
COACHES	
FASANO, Sal	57
FRENCH, Drew	58
KRANITZ, Rick	39
MAGALLANES, Bobby	70
PÉREZ, Eddie	95
SEITZER, Kevin	34
WASHINGTON, Ron	37
WEISS, Walt	4
YOUNG SR., Eric	2
PITCHERS (24)	
ALLARD, Kolby, LHP	49
ANDERSON, Ian, RHP	36
ANDERSON, Nick, RHP	61
ELDER, Bryce, RHP	55
ELLEDGE, Seth, RHP	62
FRIED, Max, LHP	54
IGLESIAS, Raisel, RHP	26
JIMÉNEZ, Joe, RHP	77
LEE, Dylan, LHP	52
LUETGE, Lucas, LHP	63
MATZEK, Tyler, LHP	68
MCHUGH, Collin, RHP	32
MINTER, A.J., LHP	33
MORTON, Charlie, RHP	50
MUÑOZ, Roddery, RHP	69
SANTANA, Dennis, RHP	59
SOROKA, Michael, RHP	40
STEPHENS, Jackson, RHP	53
STRIDER, Spencer, RHP	99
TONKIN, Michael, RHP	51
VINES, Darius, RHP	64
WRIGHT, Kyle, RHP	30
YATES, Kirby, RHP	22
YNOA, Huascar, RHP	19
CATCHERS (3)	
D'ARNAUD, Travis	16
MURPHY, Sean	12
TROMP, Chadwick	48
INFELDERS (6)	
ALBIES, Ozzie (S)	1
ARCIA, Orlando	11
GRISSOM, Vaughn	18
OLSON, Matt (L)	28
RILEY, Austin	27
SHEWMAKE, Braden (L)	65
OUTFIELDERS (7)	
ACUÑA JR., Ronald	13
HARRIS II, Michael (L)	23
HILLIARD, Sam (L)	14
LUPLOW, Jordan	24
OZUNA, Marcell	20
ROSARIO, Eddie (L)	8
WHITE, Eli	38

40 total players as of 2/13/23

# 2023 ATLANTA BRAVES NON-ROSTER INVITEES

## ALPHABETICAL

Name, Position	No.
ADRIANZA, Ehire, INF	9
BALDWIN, Drake, C	73
BURKHALTER, Blake, RHP	86
CASTEEL, Ryan, C	89
CHAVEZ, Jesse, RHP	60
CONLEY, Cal, INF	78
DEAN, Justin, OF	74
DODD, Dylan, LHP	85
DUNAND, Joe, INF	67
HECHAVARRÍA, Adeiny, INF	56
HUDSON, Joe, C	71
MILLIGAN, Cody, OF	76
MORAN, Brian, LHP	87
PILLAR, Kevin, OF	17
RAMÍREZ, Roel, RHP	83
RANGEL, Alan, RHP	79
RIOS, Yacksel, RHP	66
SANCHEZ, Yolmer, INF	45
SHUSTER, Jared, LHP	84
SIERRA, Magneuris, OF	46
TOLVE, Tyler, C	72
VODNIK, Victor, RHP	81
WADDELL, Luke, INF	75
WALL, Forrest, OF	88
WILSON, Brooks, RHP	82
YOUNG, Danny, LHP	80

## NUMERICAL

No.	Name, Position
9	ADRIANZA, Ehire, INF
17	PILLAR, Kevin, OF
45	SANCHEZ, Yolmer, INF
46	SIERRA, Magneuris, OF
56	HECHAVARRÍA, Adeiny, INF
60	CHAVEZ, Jesse, RHP
66	RIOS, Yacksel, RHP
67	DUNAND, Joe, INF
71	HUDSON, Joe, C
72	TOLVE, Tyler, C
73	BALDWIN, Drake, C
74	DEAN, Justin, OF
75	WADDELL, Luke, INF
76	MILLIGAN, Cody, OF
78	CONLEY, Cal, INF
79	RANGEL, Alan, RHP
80	YOUNG, Danny, LHP
81	VODNIK, Victor, RHP
82	WILSON, Brooks, RHP
83	RAMÍREZ, Roel, RHP
84	SHUSTER, Jared, LHP
85	DODD, Dylan, LHP
86	BURKHALTER, Blake, RHP
87	MORAN, Brian, LHP
88	WALL, Forrest, OF
89	CASTEEL, Ryan, C

## POSITIONAL

### PITCHERS (11)

BURKHALTER, Blake, RHP	86
CHAVEZ, Jesse, RHP	60
DODD, Dylan, LHP	85
MORAN, Brian, LHP	87
RAMÍREZ, Roel, RHP	83
RANGEL, Alan, RHP	79
RIOS, Yacksel, RHP	66
SHUSTER, Jared, LHP	84
VODNIK, Victor, RHP	81
WILSON, Brooks, RHP	82
YOUNG, Danny, LHP	80

### CATCHERS (4)

BALDWIN, Drake (L)	73
CASTEEL, Ryan	89
HUDSON, Joe	71
TOLVE, Tyler (L)	72

### INFIELDERS (6)

ADRIANZA, Ehire (S)	9
CONLEY, Cal (S)	78
DUNAND, Joe	67
HECHAVARRÍA, Adeiny	56
SANCHEZ, Yolmer (S)	45
WADDELL, Luke (L)	75

### OUTFIELDERS (5)

DEAN, Justin	74
MILLIGAN, Cody (L)	76
PILLAR, Kevin	17
SIERRA, Magneuris (L)	46
WALL, Forrest (L)	88

## PRONUNCIATION GUIDE

**Ronald Acuña Jr.** (ah-CUHN-yuh)  
**Ozzie Albies** (ALL-bees)  
**Orlando Arcia** (ARE-see-ah)  
**Travis d'Arnaud** (Dar-NO)  
**Joe Dunand** (doo-NAND)  
**Max Fried** (FREED)  
**Joe Jiménez** (him-EHN-ehz)  
**Lucas Luetge** (LIT-key)

**Jordan Luplow** (LOOP-low)  
**Tyler Matzek** (MAT-seck)  
**Rodderly Muñoz** (rodd-err-ree)  
**Magneuris Sierra** (Mag-NAIR-iss)  
**Michael Soroka** (suh-ROW-kuh)  
**Tyler Tolve** (TOLE-vee)  
**Luke Waddell** (Wah-DELL)  
**Huascar Ynoa** (WAH-scar ee-NO-uh)



# RONALD ACUÑA JR.

# 13

## OUTFIELDER

Full Name: **Ronald José Acuña Jr.**

Bats: **Right**

Throws: **Right**

Height: **6-0**

Weight: **205**

DOB: **December 18, 1997**

Opening Day Age: **25**

Born: **La Guaira, Venezuela**

Resides: **Vargas, Venezuela**

MLB Debut: **April 25, 2018**

MLB Service Time: **4.159**

Acquired: **Signed as a non-drafted free agent, July 2, 2014**

Contract Status: **Signed through 2026 (options for 2027 & 2028)**

## 2022

- **MLB Ranks:** Stolen bases (7th, 29)
- Ronald Acuña Jr. played in his fifth major league season, hitting .266 (124-for-467) in 119 games.
  - ▲ Made his season debut on April 28 after missing the first portion of the season due to recovery from an ACL tear in his right knee sustained on July 10, 2021 at Miami.
- Selected to his third career All-Star Game...Went 1-for-3 with a double off Tampa Bay's Shane Bieber.
- Hit three leadoff home runs in 2022, bringing his career total to 26...Already owned the Braves' franchise record entering the campaign.
- Since Acuña's MLB debut in 2018, has the second-most leadoff homers in baseball, only trailing Toronto's George Springer (34).
- On May 23 snapped his 29-game on-base streak, which was longest in baseball and dated to 2021...The streak was the second-longest of his career, behind a 32-game stretch from June 19 to July 28, 2019.

## MAJOR LEAGUE NOTES

- **Awards:** N.L. All-Star (2x, 2019, '21, '22), Louisville Slugger Silver Slugger (2x, 2019, '20; OF), All-MLB Second Team (2x, 2019, '20; OF), BBWAA N.L. Rookie of the Year (2018), N.L. Rookie of the Month (8/18), N.L. Player of the Week (3x, 8/19/18, 4/14/19, 4/18/21), Luis Aparicio Award (2020).
  - ▲ Was selected to his second All-Star Game in 2021 as one of the three starters in the National League outfield, but was unable to play due to injury...Became the fifth player in franchise history to make multiple All-Star teams by his age-23 season (Hank Aaron, 3; Joe Torre, Eddie Mathews and Brian McCann, 2).

## CAREER HIGHS

Most Runs

**4, 4x, last: 6/1/21, ATL vs. WSH**

Most Hits

**4, 7x, last: 8/5/22, ATL at NYM**

Most Doubles

**3, 8/15/22, ATL vs. NYM**

Most Triples

**1, 7x, last: 4/12/21, ATL vs. MIA**

Most Home Runs

**2, 9x, last: 9/27/21, ATL at WSH**

Most RBI

**5, 2x, last: 5/21/21, ATL vs. PIT**

Most Walks

**4, 8/16/22, ATL vs. NYM**

Most Stolen Bases

**2, 12x, last: 7/3/22, ATL at CIN**

Longest Hitting Streak

**11 games, 8/8/18-8/18/18**



LIVE BIO



were Mel Ott, Tony Conigliaro and fellow Braves outfielder Andruw Jones.

- A* Hit his 60th career home run on 8/13/19, becoming the sixth player in baseball history to hit that many home runs prior to turning 22...He joined Mel Ott (86), Tony Conigliaro (84), Eddie Mathews (72), Frank Robinson (60) and Ken Griffey Jr. (60).
- A* Has twice homered in at least four straight games...Is the only player in history to have two home run streaks of at least four games before his 22nd birthday...He first did so in five straight, from 8/11-14/18, to tie the franchise modern-era record for most consecutive games with a homer... He also did so from 8/6-9/19, when he homered in four straight.
- Played in his 300th career game on 9/12/20 at Washington...Had 78 home runs and 58 stolen bases at the time of the game...Is the only player in major-league history to reach 75 home runs and 50 stolen bases by his 300th career game.
- In the Braves' record-setting 29-9 win over Miami on 9/9/20, had a single, double, home run, three walks and drove in a single-game career-best five...Became just the fourth player in the N.L. since 1901 to record at least three hits, three walks and five RBI in a game, and the first to do so since Cincinnati's Sean Casey on 5/19/99 at Colorado (4 H, 3 BB, 6 RBI, 5 R).
- Has a Braves franchise-record 26 leadoff home runs...Had 19 leadoff homers from 2018-20, only OF George Springer (21) had more such homers.

  - A* Hit eight leadoff home runs in 2019 to set the franchise single-season record, passing the previous mark of seven, set by Marquis Grissom in 1996...Had seven the year prior, 2018, the second most in the N.L. that season behind L.A.'s Joc Pederson (9)...Playing those seasons at ages 20 and 21, his 15 leadoff homers between the seasons were 10 more than any other player in history before turning 22...Mike Trout had five.
  - A* Hit a leadoff homer in three straight games, all against Miami in August 2018... He is only the second player with as long of a streak in baseball's modern era (since 1900)...Baltimore's Brady Anderson holds the major-league record, doing so in four consecutive games from 4/18-21/96... Acuña Jr.'s streak ended on 8/15, after he was hit with the first pitch by the Marlins' José Ureña.
- A* One of his leadoff home runs came on 8/26/20 in Game 1 of a doubleheader against the Yankees...He took Gerrit Cole deep, hitting a homer that traveled a projected 473 feet, the third longest of his career, and the second longest by a Braves player in the Statcast era (since '15).
- A* That streak began on 8/13, when he hit leadoff homers in both ends of a doubleheader...He is only the fourth player in history to accomplish that, including the first in the National League... The others to do so were Anderson and Hall-of-Famers Rickey Henderson (1993) and Harry Hooper (1913).
- In 426 career games hitting out of the No. 1 spot of the lineup, has batted .280/.376/.529 (469-for-1,945) with 106 home runs.

  - A* In 2021, started in the leadoff spot in 80 of his 82 games...Had 24 homers and 72 runs scored when hitting out of the first position.
  - A* Began the 2019 season primarily hitting out of the No. 4 spot...Permanently moved to the leadoff spot on 5/10, where he hit out of the rest of the season and all of 2020.
  - A* Had 34 home runs and 78 RBI from the spot of the lineup in 2019, franchise single-season records hitting first.
  - A* Led off in the starting lineup for the first time in his career on 7/20/18 at Washington in the first game out of the All-Star break...Went 3-for-4, while hitting a home run and robbing one in the fifth inning...Also stole two bases, and at 20 years, 214 days, became the youngest player in baseball's modern era (since 1900) to homer and steal two bases in the same game.
- Prior to his season-ending injury in 2021, had started each of Atlanta's 21 postseason games since his debut (11 in CF, 6 in RF and 4 in LF)...Has hit .263/.372/.500 with eight doubles, one triple, three homers and nine RBI.

  - A* His 12 extra-base hits were the most such hits by any player in postseason history before their 23rd birthday.
  - A* His eight doubles were two off the major-league record for most such hits in a player's first 21 postseason games... Milwaukee's Ryan Braun had a record 10, while five others had nine.
  - A* Has three games with three or more hits, which is tied with fellow Braves OF Andruw Jones for the most such postseason games prior to turning 23.





## MINOR LEAGUE NOTES

- Entered the **2018** season as the No. 2 overall prospect at MLB.com...Played in 17 games with Triple-A Gwinnett before having his contract selected and making his major-league debut on 4/25.
- Named *Baseball America* and USA Today's Minor League Player of the Year in **2017**...Also tabbed by MLB.com as the Hitting Prospect of the Year and by the Braves as the organizational Player of the Year...At age 19, played across three levels of Atlanta's farm system, hitting a combined .325/.374/.522 with a minor-league-best 181 hits in 139 games.
  - ⚡ Began the season with High-A Florida, before earning promotions to Double-A Mississippi and Triple-A Gwinnett...Was a Mid-Season All-Star with the M-Braves, and was MiLB's International League Player of the Month for August with the Stripers...From his arrival in Gwinnett on 7/13 through the end of the season, ranked among International League leaders in runs (38, 1st), hits (76, 1st), stolen bases (11, 4th) and RBI (33, T4th).
  - ⚡ Played for the World Team in the SiriusXM All-Star Futures Game at Marlins Park in Miami...Started in center field.
  - ⚡ Following the season, became the youngest player to be named the Arizona Fall League MVP...Appeared in 23 games with the Peoria Javelinas and batted .325/.414/.639 (27-for-83) with a league-best seven home runs, 12 extra-base hits, 53 total bases and 22 runs scored...Also selected to the AFL's Rising Stars and All-Prospect teams.
- In **2016**, his second professional season, helped Single-A Rome win the South Atlantic League Championship after recording three extra-base hits and driving in three in seven postseason games.
  - ⚡ Missed over three months of the regular season with a thumb injury.

## PERSONAL

- His brother, Luisangel, is an infielder in the Texas Rangers organization...Luisangel, born in March 2002, completed his first professional season in 2019, earning *Baseball America* DSL All-Star honors.
- Another brother, Bryan, signed with the Minnesota Twins organization as an infielder in January 2021.
- His father, Ron, was an outfielder in the minor leagues for three different organizations (New York-NL from 1999-2004, Toronto in 2005 and Milwaukee in 2006).
- His grandfather, Rosmaldo "Romo" Blanco, was a pitcher in Houston's system.

## TRANSACTIONS

- Signed by the Atlanta Braves as a non-drafted free agent on July 2, 2014...Signed by Rolando Petit.
- On Atlanta's injured list (left knee sprain and lower back contusion) from May 28 to June 28, 2018; included a rehabilitation assignment with Gwinnett (AAA).
- Signed by the Atlanta Braves to an eight-year contract extension through the 2026 season, with club options for 2027 and 2028, on April 2, 2019.
- On Atlanta's injured list (left wrist inflammation) from August 12 to August 25, 2020.
- On Atlanta's injured list (torn right ACL) from July 11, 2021 through the end of the season.
  - ⚡ Started the 2022 season on the Injured List as a result of this injury, eventually making his season debut on April 28.

# COMPLETE RECORD

Year	Club	AVG	G	AB	R	H	2B	3B	HR	RBI	SH	SF	HP	BB	SO	SB-CS	OBP	SLG	E
2015	GCL Braves	.258	37	132	31	34	9	2	3	11	0	0	7	18	23	11-3	.376	.424	2
	Danville	.290	18	69	10	20	5	2	1	7	0	0	1	10	19	5-1	.388	.464	0
2016	Rome	.311	40	148	27	46	2	2	4	18	3	1	1	18	28	14-7	.387	.432	0
	GCL Braves	.333	2	6	1	2	0	0	0	1	0	0	1	1	1	0-0	.500	.333	0
2017	Florida	.287	28	115	21	33	3	5	3	19	1	1	1	8	40	14-3	.336	.478	2
	Mississippi	.326	57	221	29	72	14	1	9	30	0	3	1	18	56	19-11	.374	.520	6
	Gwinnett	.344	54	221	38	76	14	2	9	33	1	2	2	17	48	11-6	.393	.548	1
2018	Gwinnett	.211	23	90	9	19	2	0	1	3	0	0	0	11	25	5-1	.297	.267	1
	Atlanta	.293	111	433	78	127	26	4	26	64	0	3	6	45	123	16-5	.366	.552	5
2019	Atlanta	.280	156	626	127	175	22	2	41	101	0	1	9	76	188	37-9	.365	.518	3
2020	Atlanta	.250	46	160	46	40	11	0	14	29	0	0	4	38	60	8-1	.406	.581	0
2021	Atlanta	.283	82	297	72	84	19	1	24	52	0	5	9	49	85	17-6	.394	.596	2
2022	Atlanta	.266	119	467	71	124	24	0	15	50	0	3	10	53	126	29-11	.351	.413	4
	Gwinnett	.368	6	19	4	7	1	0	0	1	0	0	0	6	6	3-0	.520	.421	0
<b>Minor Totals</b>		<b>.303</b>	<b>265</b>	<b>1021</b>	<b>170</b>	<b>309</b>	<b>50</b>	<b>14</b>	<b>30</b>	<b>123</b>	<b>5</b>	<b>7</b>	<b>14</b>	<b>107</b>	<b>246</b>	<b>82-32</b>	<b>.374</b>	<b>.467</b>	<b>8</b>
<b>Major Totals</b>		<b>.277</b>	<b>514</b>	<b>1983</b>	<b>394</b>	<b>550</b>	<b>102</b>	<b>7</b>	<b>120</b>	<b>296</b>	<b>0</b>	<b>12</b>	<b>38</b>	<b>261</b>	<b>582</b>	<b>107-32</b>	<b>.370</b>	<b>.517</b>	<b>14</b>

Bold indicates led league

## 2022 HOME RUN BREAKDOWN

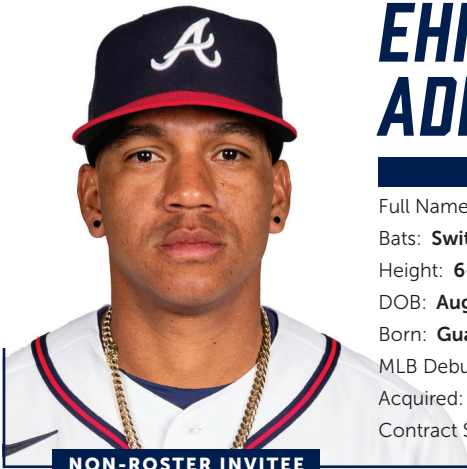
The Braves hit 243 home runs in 2022, leading the National League and ranking third in Major League Baseball behind the New York Yankees (254).

The home run total stands as the second-best mark in team history, behind the 249 longballs the 2019 team had...The 2021 club hit 239 homers.

Twenty-six other teams in MLB history have reached the 243 homer mark in a single season.

Seventeen players homered for Atlanta in 2022...The franchise record is 22 different players, set by the 1957 Milwaukee Braves.

Braves Solo.....	143	Opponent Solo.....	148
Braves 2-Run.....	73	Opponent 2-Run .....	37
Braves 3-Run.....	24	Opponent 3-Run .....	12
Braves Grand Slams.....	3	Opponent Grand Slams.....	1
<b>Braves Total.....</b>	<b>243</b>	<b>Opponent Total.....</b>	<b>148</b>

**NON-ROSTER INVITEE**

# EHIRE ADRIANZA

9

## INFIELDER

Full Name: **Ehire Enrique Adrianza**Bats: **Switch**Throws: **Right**Height: **6-1**Weight: **198**DOB: **August 21, 1989**Opening Day Age: **33**Born: **Guarenas, Venezuela**Resides: **Miami, FL**MLB Debut: **September 8, 2013** MLB Service Time: **8.131**Acquired: **Signed as a minor league free agent, December 12, 2022**Contract Status: **Signed through 2023**

## 2022

- Appeared in 37 major league games, including six with Atlanta...Other 31 contests came with Washington.
  - ✓ Combined to bat .175 (17-for-97) at the plate with three doubles, seven RBI and 11 walks.
  - ✓ Appeared at second base, third base and shortstop and left field.
- Was acquired by Atlanta from Washington on August 1 in exchange for minor league OF Trey Harris...Made his debut for the 2022 Braves on August 6.

## MAJOR LEAGUE NOTES

- Has appeared at every position except for catcher at some point in his 10-season MLB career.
- In 2021, appeared in his second most regular season games in his career, playing in 109 contests for Atlanta, starting 29 of those games.
  - ✓ In 72 pinch-hit plate appearances, he led MLB pinch hitters in XBH (8), hits (tied, 16) and doubles (T 1st, 5)...Was second in homers (tied, 3) and RBI (tied, 12)...Hit three pinch-hit homers including a pinch-hit grand slam off Wilmer Difo against Pittsburgh on May 21.
- Played in his eighth major-league season in 2020, appearing in 44 games with Minnesota and hitting .191/.287/.270 (17-for-89) with seven doubles, three RBI and 10 runs scored...Spent the entire season with the major league club.
  - ✓ On September 14, he became the first No. 9 hitter in Twins/Senators history with three walks and one extra-base hit, going 1-for-1 with a double and three walks...Made his fourth career Opening Day roster, including his third consecutive with Minnesota (also: 2014, 2018, 2019).

## CAREER HIGHS

Most Runs

**3, 2x, last: 9/19/18, MIN at DET**

Most Hits

**4, 6/27/18, MIN at CWS**

Most Doubles

**2, 4x, last: 9/21/18, MIN at OAK**

Most Triples

**2, 8/30/17, MIN vs. CWS**

Most Home Runs

**1, 21x, last: 10/1/22, ATL vs. NYM**

Most RBI

**4, 4x, last: 5/21/21, ATL vs. PIT**

Most Walks

**3, 2x, last: 9/14/20, MIN at CWS**

Most Stolen Bases

**3, 6/21/17, MIN vs. CWS**

Longest Hitting Streak

**8 games, 9/15-25/18**

- Made Twins Opening Day roster in 2019 for third time in career.
  - Hit .313 (15-for-48) with three home runs and 11 RBI in 22 May games, .333 (10-for-30) in nine June games and .308 (8-for-26) in 12 July games...Made first career pitching appearance July 17 vs. Oakland, allowing three runs on five hits in 1.0 inning pitched.
  - Was "acting manager" for final game September 29 at Kansas City as the Twins lost 5-4.
- In 2018, made Twins Opening Day roster for second time in career.
  - Tied single-game career-high with second four-RBI game June 12 at Detroit...Also hit first career grand slam off Warwick Saupold.
  - Set single-game career-high with four hits June 27 at Chicago (AL).
  - Hit .300 (24-for-80) with six doubles, one triple, three home runs, 12 RBI, 11 runs scored, six walks and a .349 on-base percentage in 25 June games...Hit safely in career-high eight straight games September 15-25, hitting .364 (12-for-33) in that span.
  - Had surgery on left shoulder to repair torn labrum on October 9.
- Began the 2017 season on 10-day Injured List with a right oblique strain...Returned from rehab assignment and recalled from Triple-A Rochester May 5.
  - Stole a career-high three bases June 21 vs. Chicago (AL).
- Split the 2015 season between Triple-A Sacramento and San Francisco.
  - Hit .316 with 10 extra base hits and 15 RBI in 44 games with the River Cats...Hit .186 in 52 games (31 starts) with the Giants.
  - Spent first three months at Triple-A before having contract purchased June 30 remaining with the Giants for the rest of the season.
  - Played first base for the first time in his career on Sept. 22 at San Diego...Was hit in the face with a ground ball and stayed in the game, but was dizzy afterward; was diagnosed with a concussion the next day and missed the final 12 games of the season.
- Made first career Opening Day roster in 2014... Missed most of the season with a right hamstring strain, which placed him on the IL on two different occasions, first from June 23-July 10 and then again from July 25 through the end of the season.
- On July 22 at Philadelphia he had seven at-bats in a game in which he didn't start, which matched an all-time Giants franchise record with Art Fletcher, who didn't start but had seven at-bats on July 26, 1909 (Elias)...Adrianza entered the game at second base in the bottom of the second inning in place of Joe Panik, the game lasted 14 innings
- Spent majority of 2013 season at Double-A Richmond, but made major league debut September 8 vs. Arizona, becoming the 300th Venezuelan to play in the big leagues...Entered the game as a pinch runner in the 11th and scored the game-winning run.

## MINOR LEAGUE NOTES

- Spent seventh professional season, 2012, with Double-A Richmond, hitting .220 (99-for-451) with three home runs and 32 RBI in 127 games.
  - Had a season-high 12-game hitting streak from Aug. 3-16, hitting .313 (15-for-48).
- In 2010, ranked third on team in games (124), fourth in runs (70) and triples (5).
  - Named Defensive Player of Year for San Jose and rated by Baseball America as best defensive infielder in San Francisco's farm system...Named Single-A Defensive Player of the Year.

## PERSONAL

- Name is pronounced AY-ray ah-dree-AHN-sah.
- Is the godson of former major league player and manager Ozzie Guillen...Adrianza has worn No. 13 in his career to honor Guillen.
- Married his childhood sweetheart, Vielimar, in 2011...The couple has one daughter, Ehimar and one son, Derek...Ehire missed Game 6 of the 2021 World Series, taking paternity leave to be with his wife during Derek's birth.

## TRANSACTIONS

- Was placed on the 10-day Injured List on September 24, 2022 with a left
- Placed on the 10-day IL on April 4, 2022 with a left quadriceps strain...Was transferred to the 60-day IL on April 21 and reinstated on June 6.
- Placed on the 10-day IL on July 2, 2018 with a left hamstring strain.
- Placed on the 10-day Injured List on March 30, 2017 with a right oblique strain.
- Placed on the 15-day Injured List on April 15, 2016 with left toe fracture...Was transferred to the 60-day IL on April 22 before being reinstated on August 2 that season.
- Placed on the seven-day Injured List on June 8, 2015 with a left thumb ligament injury.
- Placed on the seven-day IL on April 29, 2015 with a left hamstring strain.
- Placed on the 15-day IL on July 25, 2014 with a right hamstring strain...Was transferred to the 60-day Injured List on September 23, thus ending his season.
- Placed on the 15-day Injured list on June 22, 2014 with a right hamstring strain.
- Placed on the seven-day IL with a left thumb ligament injury on June 16, 2012.
- Placed on the seven-day Injured List with a left thumb sprain on April 7, 2011.

## 2022 STARTS BY POSITION

<b>1B:</b>	Olson - 161, Riley - 1
<b>2B:</b>	Albies - 63, Arcia - 43, Vaughn Grissom - 39, Canó - 8, Gosselin - 6, Adrianza - 3,
<b>3B:</b>	Riley - 157, Arcia - 4, Adrianza - 1
<b>SS:</b>	Swanson - 162
<b>LF:</b>	Ozuna - 52, Rosario - 46, Duvall - 26, Grossman - 19, Heredia - 6, Arcia - 6, Demeritte - 6, Contreras - 1
<b>CF:</b>	Harris II - 114, Duvall - 43, Heredia - 5
<b>RF:</b>	Acuña Jr. - 88, Grossman - 21, Demeritte - 19, Rosario - 14, Duvall - 11, Heredia - 9
<b>C:</b>	d'Arnaud - 99, Contreras - 57, Manny Piña - 5, Tromp - 1
<b>P:</b>	Morton - 31, Fried - 30, Wright - 30, Anderson - 22, Strider - 20, Odorizzi - 10, Elder - 9, Muller - 3, Davidson - 3, Ynoa - 2
<b>DH:</b>	Ozuna - 72, Contreras - 31, Acuña - 27, Dickerson - 10, Rosario - 7, Arcia - 7, d'Arnaud - 5, Ford - 2, Grossman - 1

**COMPLETE RECORD**

Year	Club	AVG	G	AB	R	H	2B	3B	HR	RBI	SH	SF	HP	BB	SO	SB-CS	OBP	SLG	E
2006	DSL Giants	.156	44	122	17	19	2	1	0	7	4	1	4	24	31	3-2	.311	.189	18
2007	DSL Giants	.241	66	249	44	60	17	2	0	30	3	5	4	41	31	23-6	.351	.325	13
2008	Fresno	.500	2	6	2	3	1	0	0	0	0	0	0	2	1	0-0	.625	.667	0
	Salem-Keizer	.400	1	5	3	2	0	0	0	0	0	0	0	0	1	0-0	.400	.400	0
	AZL Giants	.255	15	55	13	14	4	0	1	6	0	0	1	7	4	0-1	.349	.382	3
2009	Augusta	.258	117	388	54	100	15	3	2	46	6	7	5	42	66	7-1	.333	.327	30
2010	San Jose	.256	124	445	70	114	22	5	3	35	10	1	5	47	87	33-15	.333	.348	16
2011	San Jose	.300	56	230	34	69	24	3	3	27	1	2	6	23	46	5-1	.375	.470	10
	Augusta	.231	38	143	18	33	10	1	3	17	6	1	0	18	32	3-2	.315	.378	8
2012	Richmond	.220	127	451	51	99	22	5	3	32	13	3	4	41	90	16-4	.289	.310	17
2013	Fresno	.310	45	145	23	45	7	6	0	12	6	1	2	23	31	6-2	.409	.441	11
	Richmond	.237	73	249	31	59	12	0	2	23	4	2	4	32	45	11-6	.331	.309	6
	San Francisco	.222	9	18	3	4	1	0	1	3	1	0	0	1	5	0-0	.263	.444	1
2014	Fresno	.316	6	19	6	6	0	0	1	1	1	0	0	2	4	0-0	.381	.474	2
	San Francisco	.237	53	97	10	23	6	0	0	5	2	1	1	5	22	1-1	.279	.299	2
2015	Sacramento	.316	44	171	16	54	6	1	3	15	5	0	2	17	37	6-1	.384	.415	4
	San Francisco	.186	52	113	11	21	7	1	0	11	2	0	4	15	20	3-2	.303	.265	3
2016	Sacramento	.257	8	35	6	9	2	0	1	3	0	0	0	2	4	1-3	.297	.400	1
	San Jose	.333	9	33	8	11	3	0	5	11	0	1	0	2	4	0-0	.361	.879	0
	San Francisco	.254	40	63	3	16	2	0	2	7	4	0	2	2	13	0-1	.299	.381	2
2017	Rochester	.216	10	37	1	8	0	0	0	3	1	0	0	6	11	0-1	.326	.216	0
	Fort Myers	.400	3	15	5	6	2	0	0	1	0	0	0	0	0	1-0	.400	.533	0
	Minnesota	.265	70	162	30	43	9	2	2	24	1	6	1	16	25	8-1	.324	.383	3
2018	Minnesota	.251	114	335	42	84	23	1	6	39	4	2	1	24	82	5-1	.301	.379	9
2019	Minnesota	.272	83	202	34	55	8	3	5	22	2	4	6	20	40	0-2	.349	.416	8
2020	Minnesota	.191	44	89	10	17	7	0	0	3	0	0	1	11	23	1-0	.287	.270	1
2021	Atlanta	.247	109	182	32	45	9	2	5	28	1	3	2	21	42	0-0	.327	.401	0
2022	Gwinnett	.273	3	11	1	3	0	0	0	0	0	0	0	1	3	0-0	.333	.273	0
	Rochester	.294	5	17	3	5	1	0	1	4	1	0	1	1	4	1-0	.368	.529	0
	Harrisburg	.438	6	16	3	7	1	0	1	1	0	0	1	3	3	0-0	.550	.688	2
	Washington	.179	31	84	5	15	2	0	0	7	0	1	1	8	22	1-0	.255	.202	1
	Atlanta	.154	6	13	3	2	1	0	0	0	0	0	0	3	3	0-0	.313	.231	0
<b>Minor Totals</b>		<b>.255</b>	<b>802</b>	<b>2842</b>	<b>409</b>	<b>726</b>	<b>151</b>	<b>27</b>	<b>29</b>	<b>274</b>	<b>61</b>	<b>24</b>	<b>39</b>	<b>334</b>	<b>535</b>	<b>116-45</b>	<b>.339</b>	<b>.358</b>	<b>141</b>
<b>Major Totals</b>		<b>.239</b>	<b>611</b>	<b>1358</b>	<b>183</b>	<b>325</b>	<b>75</b>	<b>9</b>	<b>21</b>	<b>149</b>	<b>17</b>	<b>17</b>	<b>19</b>	<b>126</b>	<b>297</b>	<b>19-8</b>	<b>.309</b>	<b>.354</b>	<b>30</b>



# OZZIE ALBIES

# 1

## INFIELDER

Full Name: **Ozhaino Jurdy Jiandro Albies**

Bats: **Switch**

Throws: **Right**

Height: **5-8**

Weight: **165**

DOB: **January 7, 1997**

Opening Day Age: **26**

Born: **Willemstad, Curacao**

Resides: **Marietta, GA**

MLB Debut: **August 1, 2017**

MLB Service Time: **5.062**

Acquired: **Signed as a non-drafted free agent, July 2, 2013**

Contract Status: **Signed through 2025 (options for 2026 & 2027)**

## 2022

- 26-year-old Ozzie Albies finished his sixth major league season, hitting .247 (61-for-247) in 64 games (63 starts)...He had a .294 on-base percentage and had a .409 slugging percentage...Albies hit eight home runs with 35 RBI and 36 runs.
  - ▲ Endured multiple injuries throughout the season, including a fractured left foot...Was placed on the 60-day Injured List on June 14.
  - ▲ He returned from the 60-day IL on September 16, but was placed on the 10-day Injured list on September 18 due to a fractured right pinky finger, which sidelined him for the remainder of the season.
- Hit his fifth career grand slam on June 11 versus Pittsburgh...Hit off Chris Stratton...Was his first grand slam since July 27, 2019.

## MAJOR LEAGUE NOTES

- **Awards:** N.L. All-Star (2018, 2021), Louisville Slugger Silver Slugger (2019, 2021; 2B).
  - ▲ Earned his first career All-Star honor in his first full major league season, getting selected as a reserve in 2018...Had 52 extra-base hits prior to the break, hitting 29 doubles, three triples and 20 home runs... That was one off the franchise record at the time for most extra-bases before the All-Star Game (Aaron, 53 in 1959)...Had a franchise-record 22 such hits by the end of April, the second most in history.
  - ▲ Became the first second baseman in franchise history to win a Silver Slugger, and has now done it twice...Led all qualified N.L. players at his position in 2019 in batting average (.295) and slugging percentage (.500).

## CAREER HIGHS

Most Runs

**4, 6/30/21, ATL vs. NYM**

Most Hits

**5, 6/30/21, ATL vs. NYM**

Most Doubles

**3, 7/6/19, ATL vs. MIA**

Most Triples

**1, 25x, last: 9/30/21, ATL vs. PHI**

Most Home Runs

**2, 7x, last: 6/30/21, ATL at NYM**

Most RBI

**7, 6/30/21, ATL vs. NYM**

Most Walks

**3, 3x, last: 4/29/22, ATL at TEX**

Most Stolen Bases

**2, 3x, last: 6/22/21, ATL at NYM**

Longest Hitting Streak

**13 games, 9/2-15/17**



LIVE BIO





- From September 3-7, 2021, homered in four straight games – his second four-game home run streak of the season...Hank Aaron was the previous Brave to have multiple such streaks in a single season, doing so in 1966.
- Matched his season-best with three RBI on 9/18/20 at New York-NL, giving him 200 for his career...At age 23, became the 25th middle infielder in history to reach the 200-RBI milestone prior to his 24th birthday.
- Had 50 career three-hit games before turning 25...Only three other Braves had more such games prior to their 25th birthday...Hank Aaron had 72 of these games, Freddie Freeman had 57 and Andruw Jones had 52.
- Has the most home runs by a second baseman in Braves history (90)...He passed Dan Uggla on August 12.
- Had his third career game with three or more extra-base hits on 7/26 at New York-NL (2 2B, 1 HR)...In total, has 35 games with multiple extra-base hits in his career...Only Eddie Mathews (47) and Andruw Jones (46) had more in Braves history before turning 24.
- Is one of seven middle infielders in modern baseball history to hit at least 90 home runs before turning 25.
  - ♣ He hit two grand slams in 2018 and 2019, all before turning 23...Was one of five players in major-league history to hit four grand slams before his 23rd birthday, joining three Hall-of-Famers – Ken Griffey Jr., Eddie Mathews and Ted Williams – and four-time All-Star Giancarlo Stanton.
  - ♣ When he hit his two grand slams in 2018, did so as a 21-year-old...Only seven other players since the end of World War II hit multiple grand slams in a season at 21 or younger (Mickey Mantle and Faye Throneberry in 1952, Eddie Mathews in 1953, Tony Conigliaro in 1965, Ken Griffey Jr. in 1991, Alex Rodriguez in 1996 and Adrián Beltré in 2000).
  - ♣ In his first career multi-homer game, on 7/11/18 vs. Toronto, hit one homer from each side of the plate...Became the fifth player since World War II to homer from both sides of the plate in a game before his 22nd birthday...The previous occurrence was by the Mets' José Reyes on 8/28/03 against the Braves.
  - ♣ Homered in his first career Opening Day appearance, on 3/29/18 vs. Philadelphia... At 21 years, 82 days, was the third-youngest infielder to homer on Opening Day in the previous 110 years...The other two are in the Hall of Fame: Robin Yount (19 years, 204 days), who homered as a shortstop for Milwaukee to open 1975 and Orlando Cepeda, who homered at 20 years, 210 days as San Francisco's first baseman to start 1958.
- Has hit .328/.357/.561 (218-for-665) off left-handers in his career...His .328 batting average off lefties is the seventh best among qualified hitters since the start of the 2017 season.
  - ♣ Batted .389 (58-for-149) off southpaws in 2019, the best among qualified National Leaguers.
  - ♣ Has 85 career extra-base hits against lefties (48 2B, 4 3B, 33 HR).
- Was Atlanta's starting second baseman for all 12 of its postseason games in 2020...Hit .277/.327/.447 (13-for-47) with two home runs, four RBI and eight runs scored.
  - ♣ His two home runs and eight runs scored were both records for a Braves second baseman in a single postseason.
  - ♣ Had 13 hits in 12 games, fourth most by a second baseman in a single postseason in franchise history...Only Mark Lemke (20 in 1996 and 14 in 1991) and Bret Boone (19 in 1999) had more.
  - ♣ Recorded at least one hit in nine games.
  - ♣ Had a hit in his first three games, after also collecting hits in the final four games of the 2019 NLDS...The seven-game hitting streak was tied for the second longest such streak in Braves postseason history among players his age, 23, or younger... Chipper Jones had an eight-game streak in 1995, also as a 23-year-old.
  - ♣ All four of his extra-base hits in the postseason came in consecutive games (2B in Game 3 of the DS, HRs in Games 1-2 of the LCS, 2B in Game 3 of the LCS)... That matches the longest extra-base hit streak in major-league postseason history for any player his age, 23, or younger...The Yankees' Charlie Keller (1 2B, 1 3B, 3 HR) first set the mark in 1939, and the Rays' Evan Longoria later matched it in 2008 (2 2B, 4 HR)...Both players were also 23.
  - ♣ His homer in Game 1 capped a four-run inning...3B Austin Riley homered to start the frame...Riley (23 years, 193 days) and Albies (23 years, 279 days) are the first pair of teammates age 23 or younger to hit a home run in the same inning in postseason history.

- Has two career game-ending hits...Both came in the 11th inning...Hit a solo homer on 6/25/18 off Cincinnati's Dylan Floro...Nearly one year later, on 6/12/19, hit a double off Pittsburgh's Michael Feliz.
- Had at least 20 homers and 40 doubles in each of his first two full seasons (40 2B, 24 HR in 2018 and 43 2B and 24 HR in 2019)...Became the 11th player in baseball history to accomplish that...Others on the list include Ted Williams, Chuck Klein, Alex Rodríguez, and Albert Pujols...Washington's Ryan Zimmerman was the last to do so (2006-07).
- Made his major-league debut on 8/1/17 vs. Los Angeles-NL at the age of 20 years, 206 days... Became the youngest player to play for the Braves since RH Julio Teheran in 2011...Teheran also debuted as a 20-year-old.
  - First big-league hit was a three-run homer, on 8/3 off the Dodgers' Tony Cingrani...Came in his eighth career at-bat...At 20 years, 208 days, was the youngest Brave to homer since fellow Curacao native Andruw Jones in 1997.
  - Hit five triples in 57 games that season... They all came in his first 33 games...The last major-leaguer to produce five triples in their first 33 career games was Kansas City's Butch Davis, who had six through that period in 1983.
  - Debuted as MLB.com's second-best second base prospect.
- Has been on the injured list once in his major-league career...Missed 30 games in 2020 with a bone contusion on his right wrist.
  - In his first two full MLB seasons, appeared in all but six of Atlanta's 324 games.
- On 4/11/19, signed a seven-year, \$35 million contract extension that keeps him under control through the 2025 season...The deal also contains club options for 2026 and 2027.
  - Opened the season ranked by MLB.com as the sport's No. 9 prospect, including the second-best Braves farmhand.
- In **2016**, at age 19, played in a combined 138 games between Double-A Mississippi and Triple-A Gwinnett...After playing the first month of the season with the M-Braves, he was transferred to the Stripers at the end of April... Played two months at Triple-A before returning to Double-A, where he finished the season... Upon returning to Mississippi, predominately played second base in an effort to play alongside Dansby Swanson.
  - Won the Southern League batting title after hitting .321 (106-for-330) in 82 games with Mississippi.
  - Began the campaign tabbed by *Baseball America* as having the "Best Infield Arm" in Atlanta's organization.
- Earned South Atlantic League Mid- and Post-Season All-Star honors with Single-A Rome in **2015**...Also named by the Braves as the club's Player of the Year...Hit .310 (122-for-394), fourth best in the circuit and best on the team.
  - Played in the Sirius XM All-Star Futures Game at Great American Ballpark in Cincinnati...Was the World Team's starting shortstop...Went 1-for-2.
  - Entered the season again rated by *Baseball America* as having the system's "Best Infield Arm."
- In his first professional season, **2014**, led all Braves minor leaguers in batting average (.364), on-base percentage (.446) and OPS (.890)...Split the campaign between the Gulf Coast Braves and Rookie-Advanced Danville.
  - Recognized by the organization as Danville's Player of the Year, and tabbed by *Baseball America* as the top prospect in the Appalachian League...Played in 38 games with the D-Braves.

## MINOR LEAGUE NOTES

- His most recent minor-league season, **2017**, he was named an International League Mid- and Post-Season All-Star with Triple-A Gwinnett... Played in 97 games with the Stripers before making his major-league debut in August.
  - Also was tabbed by the Braves as Gwinnett's Player of the Year.
  - In the Triple-A All-Star Game, started at second base and led off for the International League...Went 2-for-5 with one double and one run scored.

## PERSONAL

- Is fluent in four languages: English, Spanish, Dutch and Papiamentu.

## TRANSACTIONS

- Placed on the 10-day Injured List on September 18, 2022 with a right pinky finger fracture... Missed the remainder of the season.
- Placed on the 60-day Injured List on June 14, 2022 with a fractured left foot...Was reinstated on September 16.
- Placed on the 10-day Injured List on August 5, 2020 with a right wrist contusion.
- Placed on the seven-day IL with a left foot contusion on June 5, 2017.
- Placed on the seven-day IL with a right elbow fracture on September 8, 2016.
- Placed on the seven-day IL with a right thumb fracture on August 4, 2015.
- Signed by the Atlanta Braves as a non-drafted free agent on July 2, 2013...Signed by Dargello Lodowica.
- Signed by the Atlanta Braves to a seven-year contract extension through the 2025 season, with club options for 2026 and 2027, on April 11, 2019.
- On Atlanta's injured list (bone contusion on his right wrist) from August 5 to September 9, 2020.

## COMPLETE RECORD

Year	Club	AVG	G	AB	R	H	2B	3B	HR	RBI	SH	SF	HP	BB	SO	SB-CS	OBP	SLG	E
2014	GCL Braves	.381	19	63	16	24	3	0	0	5	1	1	2	11	6	7-2	.481	.429	6
	Danville	.356	38	135	25	48	4	3	1	14	5	2	2	17	17	15-3	.429	.452	7
2015	Rome	.310	98	394	64	122	21	8	0	37	4	3	2	36	56	29-8	.368	.404	17
	Mississippi Gwinnett	<b>.321</b>	82	330	56	106	22	7	4	33	0	2	6	33	57	21-9	.391	.467	6
2017	Gwinnett	.285	97	411	67	117	21	8	9	41	3	4	2	28	90	21-2	.330	.440	11
	Atlanta	.286	57	217	34	62	9	5	6	28	1	2	3	21	36	8-1	.354	.456	3
2018	Atlanta	.261	158	639	105	167	40	5	24	72	1	3	5	36	116	14-3	.305	.452	10
2019	Atlanta	.295	160	<b>640</b>	102	<b>189</b>	43	8	24	86	0	4	4	54	112	15-4	.352	.500	4
2020	Atlanta	.271	29	118	21	32	5	0	6	19	0	0	1	5	30	3-1	.306	.466	2
2021	Atlanta	.259	156	629	103	163	40	7	30	106	0	7	3	47	128	20-4	.310	.488	8
2022	Atlanta	.247	64	247	36	61	16	0	8	35	0	4	2	16	47	3-5	.294	.409	3
	Gwinnett	.333	7	27	4	9	0	1	1	6	0	0	0	0	6	0-0	.333	.519	0
<b>Minor Totals</b>		<b>.304</b>	<b>397</b>	<b>1582</b>	<b>259</b>	<b>481</b>	<b>82</b>	<b>30</b>	<b>17</b>	<b>156</b>	<b>16</b>	<b>14</b>	<b>15</b>	<b>144</b>	<b>271</b>	<b>102-28</b>	<b>.365</b>	<b>.426</b>	<b>63</b>
<b>Major Totals</b>		<b>.271</b>	<b>624</b>	<b>2490</b>	<b>401</b>	<b>674</b>	<b>153</b>	<b>25</b>	<b>98</b>	<b>346</b>	<b>2</b>	<b>20</b>	<b>18</b>	<b>179</b>	<b>469</b>	<b>63-18</b>	<b>.322</b>	<b>.470</b>	<b>30</b>

Bold indicates led league





# KOLBY ALLARD

# 49

## LEFT-HANDED PITCHER

Full Name: **Kolby Kenneth Allard**

Bats: **Left**

Throws: **Left**

Height: **6-1**

Weight: **195**

DOB: **August 13, 1997**

Opening Day Age: **25**

Born: **Anaheim, CA**

Resides: **Dallas, TX**

MLB Debut: **July 31, 2018**

MLB Service Time: **2.162**

Acquired: **Trade with Texas, November 9, 2022**

Contract Status: **Signed through 2026**

## 2022

- Made 10 appearances in relief with Texas, compiling a 1-2 record and a 7.29 ERA (17 ER/21.0 IP)...Fanned 19 against just six walks.
- Earned his first major league save, June 12 at Chicago-AL...Pitched 1.0 scoreless innings and struck out one.
- Faced Atlanta, April 29, and tossed 2.2 scoreless innings against the team that drafted him... Allowed one hit and struck out two.
- Made 20 starts with Triple-A Round Rock, going 3-3 with a 4.65 ERA (46 ER/89.0 IP)...Struck out 113 in just 89.0 innings, and his 11.4 strikeouts per 9.0 innings was the highest mark of his career (min. 10.0 IP).

## MAJOR LEAGUE NOTES

- Set career highs in games (32), starts (17), innings (124.2) and strikeouts (104) in 2021, posting a 3-12 record and a 5.41 ERA (75 ER/124.2 IP) with the Rangers.
  - ✓ Finished among the A.L.'s top 10 in losses (T5th, 12) and home runs allowed (T7th, 29).
  - ✓ Allowed a home run in a franchise-record 13 straight appearances from July 11 to August 26, surpassing the previous record set by Jordan Lyles (12, September 6, 2020 to May 6, 2021).
  - ✓ Also lost a franchise-record eight consecutive starts from June 24 to August 4.
  - ✓ Has played for two teams, Atlanta and Texas, after the Braves drafted him with the 14th overall selection in the 2015 draft.
  - ✓ Atlanta traded him to Texas, July 30, 2019, in exchange for RHP Chris Martin.
  - ✓ Texas traded him back to Atlanta, November 9, 2022, in exchange for RHP Jake Odorizzi and cash considerations.

## CAREER HIGHS

Most Innings Pitched  
**7.0, 9/2/20, TEX at HOU**

Most Runs  
**8, 9/7/20, TEX at SEA**

Most Earned Runs  
**8, 9/7/20, TEX at SEA**

Most Hits Allowed  
**9, 7/31/18, ATL vs. MIA**


Most Home Runs Allowed  
**4, 7/11/21, TEX vs. OAK**

Most Walks  
**4, 4x, last: 9/16/21, TEX vs. HOU**

Most Strikeouts  
**9, 7/5/21, TEX vs. DET**

Longest winning streak  
**4 games, 8/14-9/5/19**

Longest losing streak  
8 games, 2x, last: 6/24/-8/4/21



- Made his first Opening Day roster in 2020, and went 0-6 with a 7.75 ERA (29 ER/33.2 IP) in 11 games, eight starts, for the Rangers.
- Made his major league debut, July 31, 2018 vs. MIA.

*A* Beat the Marlins in his debut after going 5.0 innings and allowing five runs, four earned, in an 11-6 win...Fanned Dan Straily for his first career strikeout.

*A* At the time of his debut was the youngest pitcher in the majors at 20 years, 352 days...Became the youngest left-hander to win his debut for the Braves since Charlie Vaughan did so on 9/3/66 at the age of 18 years, 332 days.

*A* Singled in his first plate appearance, hitting the third pitch he saw to right field...Became the first Braves pitcher to get a hit in his first career at-bat (during his debut) since Joel De La Cruz also singled on 6/29/16.

- Combined with RHP Mike Soroka, RHP Touki Toussaint and RHP Bryse Wilson to make the 2018 Braves the second team in the last 110 seasons to have four different starters win their MLB debut in the same season...The 2009 Baltimore Orioles had five such pitchers.
- Combined in 2018 with RHP Mike Soroka, OF Ronald Acuña Jr. and RHP Bryse Wilson to mark the first time the Braves had four players 20 years old or younger appear in a game for the club in the same season since 1969, when OF Dusty Baker (three games), 1B Jim Breazeale (two games), C Bob Didier (114 games) and LHP Mike McQueen (one game) all played.

*A* Prior to 2018, the last Braves team that used three different pitchers prior to their 21st birthday was the 1910 Boston Doves... Lefty Tyler, Billy Burke, and Chick Evans all pitched that season for the Doves, who went 53-100 and finished last.

*A* The last MLB team to use three starters prior to their 21st birthday in a single season was the 1965 Kansas City Athletics ...Catfish Hunter, Don Buschhorn, and Ron Tompkins all started that season for the A's, who went 59-103 and finished last.

*A* The last MLB team to use three starters prior to their 21st birthday in a single season and make the playoffs was the 1913 Philadelphia Athletics, who won the World Series after using 20-year-old RHP Bullet Joe Bush, 19-year-old LHP Herb Pennock and 20-year-old RHP Charlie Boardman during a 96-win season.

## MINOR LEAGUE NOTES

- With Triple-A Gwinnett in 2018, was named an International League Mid-Season All-Star...Did not pitch in the Pacific Coast's League 12-7 win.
- Earned a pair of Southern League Pitcher of the Week honors in 2017 (5/1-7, 8/28-9/4), was a SL Mid-Season and Post-Season All-Star honors and was named the best left-handed pitcher in the SL following the season.
- Split his first full professional season in 2016 between Single-A Rome and rookie-level Danville, combining to go 8-3 with a 2.98 ERA (29 ER/87.2 IP) and 95 strikeouts over 16 starts.
  - A* Made two starts in the postseason and did not allow a run over 12.0 innings of work, going 1-0 with nine hits, three walks and 10 strikeouts as Rome won the South Atlantic League Championship.
- Started his professional career with the GCL Braves in 2015 and made three starts, tossing 6.0 scoreless innings, allowing just one hit and hitting one batter...Fanned 12 of the 20 batters he faced on the season, including eight of the first 10 he faced to open his career.

## AMATEUR

- Went 15-3 with a 1.74 ERA (36 ER/144.2 IP) over 34 games (11 starts) during his high school career at San Clemente High School (CA), striking out 164 batters and allowing 101 hits... High-school battery mates with Atlanta's second-round selection in the 2015 draft, C Lucas Herbert.
- Served as the starting pitcher in the gold-medal game for the USA Baseball 18U National Team in the 2014 18U Pan American Championship.
- Entered the draft tabbed by Baseball America as the 18th-best prospect and the eighth-best pitcher (second-best left-handed pitcher), after a stress reaction in his back limited his action in his senior campaign.

## TRANSACTIONS

- Selected by the Atlanta Braves in the first round (14th overall) of the 2015 First-Year Player Draft... Signed by Dan Cox.
- Acquired by the Texas Rangers from the Atlanta Braves in exchange for RHP Chris Martin, July 30, 2019.
- Acquired by the Atlanta Braves from the Texas Rangers in exchange for RHP Jake Odorizzi along with cash considerations, November 9, 2022.

# COMPLETE RECORD

Year	Club	AVG	G	AB	R	H	2B	3B	HR	RBI	SH	SF	HP	BB	SO	SB-CS	OBP	SLG	E
2015	GCL Braves	0-0	0.00	3	3	0	0	0	6.0	1	0	0	0	1	0	12	0	0	0
2016	Danville	3-0	1.32	5	5	0	0	0	27.1	18	4	4	0	2	5	33	1	2	2
	Rome	5-3	3.73	11	11	1	0	0	60.1	54	27	25	5	2	20	62	2	0	0
2017	Mississippi	8-11	3.18	27	27	2	1	0	150.0	146	62	53	11	1	45	129	10	0	0
2018	Gwinnett	6-4	2.72	19	19	0	0	0	112.1	102	37	34	6	2	34	89	1	1	1
	Atlanta	1-11	2.38	3	1	0	0	0	8.0	19	12	11	3	1	4	3	0	1	1
2019	Gwinnett	7-5	4.17	20	20	0	0	0	110.0	119	60	51	15	2	36	98	2	0	0
	Nashville	0-0	0.00	1	1	0	0	0	5.0	4	0	0	0	0	2	8	0	0	0
	Texas	4-2	4.96	9	9	0	0	0	45.1	52	26	25	3	2	19	33	1	0	0
2020	Texas	0-6	7.75	11	8	0	0	0	33.2	31	29	29	4	1	20	32	1	0	0
2021	Texas	3-12	5.41	32	17	0	0	0	124.2	128	80	75	29	4	31	114	4	0	0
2022	Round Rock	3-3	4.65	20	20	0	0	0	89.0	81	50	46	21	2	38	113	7	1	1
	Texas	1-2	7.29	10	0	0	0	0	121.0	21	17	17	9	1	6	19	0	0	0
<b>Minor Totals</b>		<b>32-26</b>	<b>3.42</b>	<b>106</b>	<b>106</b>	<b>3</b>	<b>1</b>	<b>0</b>	<b>560.0</b>	<b>525</b>	<b>240</b>	<b>213</b>	<b>58</b>	<b>12</b>	<b>180</b>	<b>544</b>	<b>23</b>	<b>4</b>	<b>4</b>
<b>Major Totals</b>		<b>9-23</b>	<b>6.07</b>	<b>65</b>	<b>35</b>	<b>0</b>	<b>0</b>	<b>0</b>	<b>1232.2</b>	<b>251</b>	<b>164</b>	<b>157</b>	<b>48</b>	<b>9</b>	<b>80</b>	<b>191</b>	<b>6</b>	<b>1</b>	<b>1</b>

Bold indicates led league





# IAN ANDERSON

# 36

## RIGHT-HANDED PITCHER

Full Name: **Ian Theodore Anderson**

Bats: **Right**

Throws: **Right**

Height: **6-3**

Weight: **170**

DOB: **May 2, 1998**

Opening Day Age: **24**

Born: **Rexford, NY**

Resides: **Rexford, NY**

MLB Debut: **August 26, 2020**

MLB Service Time: **2.046**

Acquired: **Braves' first-round pick (3rd overall) in 2016**

Contract Status: **Signed through 2023**

## 2022

- Made 22 starts in his second full major league season and went 10-6 with a 5.00 ERA (62 ER/111.2 IP)...Was optioned to Triple-A Gwinnett on August 7 and spent most of the remainder of the season with the Stripers.
- Made the 50th start of his major league career, July 30 vs. Arizona.
  - Over his first 50 career games, compiled a 21-13 record with a 3.92 ERA (114 ER/261.2 IP) and 255 strikeouts.
  - Is one of just four pitchers in Atlanta franchise history (since 1966) to win at least 21 of their first 50 games, joining Kevin Milwood and Pat Javis, who each won 24, and Julio Teheran, who also won 21.
- Completed 6.0 innings in just eight of his 22 starts this season.
  - Among the 111 pitchers in baseball to make at least 22 starts this season, Anderson's 111.2 innings ranked 106th.
  - Anderson threw 2,005 pitches this season and completed just 111.2 innings...Among pitchers with as many starts this year, his 18.0 pitches per inning were fifth most in the majors.
- Won 10 games on the season, the first 10-win season of his major league career.
  - Atlanta scored 131 runs in his 22 starts... Among pitchers with as many turns on the season, Anderson's 5.95 runs of support per game were most in the majors.
  - Anderson's support was easily most in the N.L., a full half-run better than next-place Clayton Kershaw, who received 5.45 runs.

## CAREER HIGHS

Most Innings Pitched

**7.0, 5x, last: 9/22/21, ATL at ARI**

Most Runs

**7, 2x, last: 7/24/22, ATL vs. LAA**

Most Earned Runs

**7, 2x, last: 7/24/22, ATL vs. LAA**

Most Hits Allowed

**10, 6/2/22, ATL at COL**

Most Home Runs Allowed

**3, 9/17/21 at SF**

Most Walks

**5, 2x, last: 4/10/22, ATL vs. CIN**

Most Strikeouts

**9, 5x, last: 7/30/22, ATL vs. ARI**

Longest winning streak

**4 games, 8/29-9/30/21**

Longest losing streak

**2 games, 9/19/20-4/15/21**





- Went 3-2 and pitched to a 6.91 ERA (22 ER/28.2 IP) over six starts in June, the highest ERA in the National League.
  - Only the White Sox' Lucas Giolito, who pitched to a 7.67 ERA, had a higher mark.
  - Anderson's ERA is the highest for a Braves starter in a single month (min. 5 starts) since 2016, when Aaron Blair pitched to a 9.51 ERA in June and Matt Wisler posted an 8.89 ERA in July.
- Started on June 2 at Colorado and allowed a career-most 10 hits, while matching his career highs in runs (5) and strikeouts (9)...Earned the win in Atlanta's 13-6 defeat of the Rockies.

## MAJOR LEAGUE NOTES

- Made 24 starts during his rookie 2021 season and went 9-5 with a 3.58 ERA (51 ER/128.1 IP) and 124 strikeouts...He entered the season ranked by MLB.com as Atlanta's top pitching prospect, and as the Braves' No. 2 prospect overall...He was rated as the No. 18 prospect in baseball.
  - He lost prospect status in his start, April 21 at NYY, when he eclipsed 50.0 career innings in the majors...He went 3-2 with a 1.95 ERA over six starts in his debut season last year.
- In his start, April 27, 2021, held Chicago to just one hit over 7.0 scoreless innings, walking one and striking out eight.
  - He became the first pitcher in baseball's live-ball era (since 1920) to have three starts of at least 6.0 innings and no more than one hit allowed in his first 11 games.
  - Anderson held the Yankees to just one hit over 6.0 innings in his major league debut, and allowed just one hit over 7.0 shutout innings on September 20 of last season at Washington.
- Carried a no-hitter through 6.0 innings, May 15, 2021 at Milwaukee, before leaving after allowing two hits and one run to open the seventh.
  - Anderson's outing was the longest no-hit bid by a Braves starter since 2018, when Mike Foltynewicz held the Phillies hitless over his first 6.0 innings on September 22 to clinch the NL East title for Atlanta. Beat the Yankees in the Bronx, April 21, and beat the Mets in Flushing, 1-0, in Game 2 of a doubleheader, June 21...Anderson was born in Rexford, NY, and attended Shenendehowa High School in Clifton Park.

- Anderson became the first native New Yorker to beat the Yankees and Mets in New York in the same season. The last native New Yorker to beat two New York teams on the road in a single season was Philadelphia's Jim Konstanty (Strykersville) and Chicago's Turk Lown (Brooklyn) in 1953...Both pitchers beat the Brooklyn Dodgers and the New York Giants in relief that season.
- Started, June 4, 2021 vs. Los Angeles-NL, and allowed just one hit and fanned six over 4.1 innings, but took his third loss of the season after the Dodgers scored eight times in the fourth inning.
  - Became the second Braves starter in the live-ball era (since 1920) to allow just one hit over at least 4.0 innings but surrender at least four runs.
  - Steve Bedrosian allowed one hit, four walks and four runs over 5.0 innings to beat the Giants, 8-7, on October 6, 1985.
- Made four starts in th 2021 postseason and went 2-0 with a 1.59 ERA (3 ER/17.0 IP) and 16 strikeouts...Atlanta went 4-0 in his starts.
  - Is 4-0 over eight starts in the postseason for his career, compiling a 1.26 ERA (5 ER/35.2 IP)...Atlanta is 7-1 in his starts.
- Started Game 3 of the 2021 NLDS vs. Milwaukee and pitched 5.0 scoreless innings, allowing three hits and fanning six...Atlanta won, 3-0...The start was the fifth of his postseason career.
  - In his first five career postseason starts, pitched 23.2 innings and allowed only two earned runs...The only other pitcher in baseball history with at least 20 innings and two-or-fewer earned runs across his first five postseason starts is Hall-of-Famer Christy Mathewson (New York Giants, 1905-11).
  - Did not allow a run in any of his first three career playoff starts, and four of his first five postseason starts were scoreless... He is the first pitcher in baseball history to have at least four scoreless starts of at least four innings apiece within his first five postseason starts.
- Started Game 3 of the 2021 World Series in Atlanta and pitched 5.0 hitless innings, walking three and striking out four...Atlanta won, 2-0.
  - Became only the second pitcher to throw 5.0 or more hitless innings in a World Series game, joining the Yankees' Don Larsen.

▲ Only Derek Lowe (2010 NLDS Game 4) and Bill James (1914 World Series Game 2) have had longer postseason no-hit bids for the Braves...They each carried bids through 5.1 innings...Anderson's no-hitter through five innings matched two of Tom Glavine's postseason no-hit bids (1995 World Series Game 6 and '98 NLDS Game 2).

- Made six starts during his **2020** campaign and went 3-2 with a 1.95 ERA (7 ER/32.1 IP) and 41 strikeouts...He finished seventh in N.L. Rookie of the Year balloting.

▲ He entered the season ranked by MLB.com as Atlanta's top pitching prospect, and as the Braves' No. 3 prospect overall.

▲ His 41 strikeouts are the most by a Braves pitcher through their first six appearances in the live-ball era, passing Mike Minor who had 36.

- Since the Braves moved to Atlanta in 1966, just one other starter opened their career with six starts and a lower ERA than Anderson's 1.95 mark...David Hale pitched to a 1.83 ERA over six starts between 2013-14.

- Made his major league debut, August 26 vs. NYY, and allowed just one hit and one run over 6.0 innings to earn the win in Game 1 of a doubleheader.

▲ Carried a no-hit bid through 5.1 innings... Per Elias, Anderson's 5.1 no-hit innings was the longest bid in a debut since Tampa Bay's Brendan McCay on June 29 of last season, and the longest by any Braves pitcher in his debut since the team moved to Atlanta in 1966.

- Debuted against the New York Yankees on August 26 and held them to one run over 6.0 innings to earn the win.

▲ Prior to Anderson, 11 pitchers had made their debuts as a starter against the Yankees since 2011, with the Yankees going 10-1 in those contests and those starters going 1-7 with a 5.09 ERA.

- Beat the Yankees in his debut, August 26, and beat Boston in his next start, September 1...Became just the second pitcher since 1920 to beat the Yankees and Red Sox in his first two starts.

▲ Became just the 18th pitcher in baseball's live-ball era (since 1920) to start against both the Yankees and Red Sox in their first two games, with the Angels' Jason Dickson doing so last in 1996.

▲ Of the 17 starters prior to Anderson to

face the Yankees and Red Sox in their first two games since 1920 just one had earned the win in both games.

▲ Cleveland's Luis Tiant beat the Yankees, 3-0 in his debut on July 19, 1964, before beating the Red Sox, 6-1, on July 24.

- Started on September 12 vs. Washington and set career highs in innings (7.0) and strikeouts (9) while holding the Nationals scoreless over 7.0 one-hit innings.

▲ Anderson also allowed one hit over 6.0 innings in his MLB debut...He became just the second pitcher over the last 120 seasons to allow one hit or less in two starts of at least 6.0 innings within his first four career appearances...The only other pitcher to do so was Philadelphia's Marvin Freeman in 1986.

- Made four starts in the 2020 postseason and went 2-0 with a 0.96 ERA (2 ER/18.2 IP) and 24 strikeouts...Pitched Game 2 of the Wild Card Series vs. Cincinnati, Game 2 of the NLDS vs. Miami and Games 2 and 7 of the NLCS vs. Los Angeles.

- Did not allow a run in any of his first three career playoff starts.

▲ He was the first pitcher in franchise history to make three straight playoff starts and not allow a run...Anderson is one of just two pitchers in baseball history to open their postseason career with three consecutive scoreless starts of at least 4.0 innings, joining Hall-of-Famer Christy Mathewson...Mathewson pitched shutouts in Game 1, Game 3 and Game 5 of the 1905 World Series in his first three playoff starts.

- Started Game 7 of the 2020 NLCS and is the first Braves rookie to ever start a winner-take-all playoff game...Anderson started at 22 years, 169 days old, and is the sixth youngest pitcher in history to start a winner-take-all playoff game.

▲ He is the youngest to do so since Cleveland's Jaret Wright started Game 7 of the 1997 World Series at 21 years, 301 days.

▲ Bret Saberhagen (1985 World Series & ALCS), Fernando Valenzuela (1981 NLCS), Marty Bystrom (1980 NLCS) and Don Gullett (1972 NLCS) are the only other pitchers younger than Anderson to start a winner-take-all playoff game.

- Made his second career postseason start in Game 2 of the 2020 NLDS and held Miami to just three hits and one walk over 5.2 scoreless innings, striking out eight.

• **A** Blanked Cincinnati in his playoff debut, and became just the third pitcher in franchise history with back-to-back scoreless starts in the postseason...Steve Avery did so in Games 2 and 6 of the 1991 NLCS at Pittsburgh, and Lew Burdette did so in Games 5 and 7 of the 1957 World Series vs. New York.

• **A** Anderson is the first pitcher in franchise history with multiple scoreless postseason starts in which he allowed no more than three hits and struck out at least eight after doing so in each of his first two postseason appearances...He is just the eighth pitcher in history with two such playoff starts, joining Trevor Bauer, Kevin Brown, Roger Clemens, Randy Johnson, Cliff Lee, Pedro Martinez and Justin Verlander...No pitcher has three such starts in the playoffs.

• With his start in the Wild Card Game, became the first pitcher in franchise history to start in the postseason despite making no more than six career regular season appearances.

• **A** Anderson was the first pitcher in baseball to make a postseason start with no more than six career regular season games since Cleveland's Ryan Merritt in Game 5 of the 2016 ALCS vs. Toronto.

## MINOR LEAGUE NOTES

• Has pitched four seasons at the minor league level, all in Atlanta's system, and is 17-21 with a 2.91 ERA (122 ER/377.2 IP) over 80 starts.

• Was named a Southern League Mid-Season All-Star, a Baseball America Double-A All-Star and an MiLB.com Organizational All-Star in 2019 after pitching for Double-A Mississippi and Triple-A Gwinnett.

• **A** Combined to go 8-7 with a 3.38 ERA (51 ER/135.2 IP) between the two stops, including a 2.68 ERA in 21 games with Mississippi.

• Was selected to pitch for the United States in the All-Star Futures Game.

• In 2018 Earned FSL Post-Season All-Star honors, and was named a High Class-A All-Star and Minor League All-Star by Baseball America.

• **A** Split the season between High-A Florida and Double-A Mississippi, going 4-7 with a 2.49 ERA (33 ER/119.1 IP) between the two stops.

• Made 20 starts in his first full minor league season in 2017 and went 4-5 with a 3.14 ERA (29 ER/83.0 IP) for Single-A Rome.

• **A** Was named South Atlantic League Pitcher of the Week on May 28 after allowing just one hit and fanning 11 over 6.0 shutout innings in his lone start during the week.

## AMATEUR

• A 2016 preseason High School All-America selection by Baseball America and Rawlings-Perfect Game, he was limited during his senior year at Shenendehowa High School in Clifton Park, NY due to pneumonia.

• **A** Selected by the Braves with the third overall pick in the 2016 First-Year Player Draft, Atlanta's highest draft selection since 1991, when it took Mike Kelly second overall.

• Went 6-1 with two saves and a 0.66 ERA (5 ER/53.1 IP) over 11 appearances during his junior season...Allowed just 21 hits while striking out 91 in 53.1 innings pitched en route to being tabbed as the 2015 Pitcher of the Year by both *Baseball America* and *Louisville Slugger*.

• In the fall of 2015, helped Team USA (U18) win its third consecutive Gold Medal at the World Cup Championship in Osaka, Japan.

• Rated as the 12th-best prospect by *Baseball America* in the 2016 draft class and earned the distinction by the publication as having the "Best Delivery" by a prep pitcher.

• **A** ESPN ranked him as the seventh-best player and the third-best prep pitcher.

## TRANSACTIONS

• Selected by the Atlanta Braves in the first round (3rd overall) of the 2016 First-Year Player Draft... Signed by Greg Morhardt.

• On Atlanta's injured list (right shoulder inflammation) from July 13 to August 29, 2021; included an injury rehabilitation assignment to Gwinnett (AAA)

## COMPLETE RECORD

Year	Club	W-L	ERA	G	GS	CG	SHO	SV	IP	H	R	ER	HR	HB	BB	SO	WP	BK
2016	GCL Braves	1-0	0.00	5	5	0	0	0	18.0	14	2	0	0	0	4	18	1	0
	Danville	0-2	3.74	5	5	0	0	0	21.2	19	10	9	1	0	8	18	5	0
2017	Rome	4-5	3.14	20	20	0	0	0	83.0	69	30	29	0	11	43	101	8	0
	Florida	2-6	2.52	20	20	0	0	0	100.0	73	31	28	2	2	40	118	18	0
2018	Mississippi	2-1	2.33	4	4	0	0	0	19.1	14	5	5	0	1	9	24	1	0
	Mississippi	7-5	2.68	21	21	1	0	0	111.0	82	38	33	8	2	47	147	8	0
2019	Gwinnett	1-2	6.57	5	5	0	0	0	24.2	23	18	18	5	0	18	25	1	0
	Atlanta	3-2	1.95	6	6	0	0	0	32.1	21	11	7	1	2	14	41	4	0
2021	Atlanta	0-0	3.68	4	4	0	0	0	14.2	12	6	6	0	0	9	20	1	0
2022	Atlanta	10-6	5.00	22	22	0	0	0	0	111.2	115	63	62	12	1	54	97	4
	Gwinnett	1-2	5.40	4	4	0	0	0	0	21.2	25	14	13	2	0	10	23	1
<b>Minor Totals</b>		<b>17-21</b>	<b>2.91</b>	<b>80</b>	<b>80</b>	<b>1</b>	<b>0</b>	<b>0</b>	<b>377.2</b>	<b>294</b>	<b>134</b>	<b>122</b>	<b>16</b>	<b>16</b>	<b>169</b>	<b>451</b>	<b>42</b>	<b>0</b>
<b>Major Totals</b>		<b>12-7</b>	<b>3.25</b>	<b>30</b>	<b>30</b>	<b>0</b>	<b>0</b>	<b>0</b>	<b>160.2</b>	<b>126</b>	<b>62</b>	<b>58</b>	<b>17</b>	<b>3</b>	<b>67</b>	<b>165</b>	<b>11</b>	<b>0</b>





# NICK ANDERSON

# 61

## RIGHT-HANDED PITCHER

Full Name: **Nick Paul Anderson**

Bats: **Right**

Throws: **Right**

Height: **6-4**

Weight: **205**

DOB: **July 5, 1990**

Opening Day Age: **33**

Born: **Crosby, MN**

Resides: **Brainerd, MN**

MLB Debut: **March 28, 2019**

MLB Service Time: **3.153**

Acquired: **Signed as a free agent, November 11, 2022**

Contract Status: **Signed through 2023**

## 2022

- Spent the entire season on the injured list or in the minor leagues.
  - Opened the season on the 60-day injured list (recovery from right elbow surgery), and remained there until a rehab assignment with the rookie-level FCL Rays on July 22...He was reinstated from the injured list on August 22 and optioned to Durham.
  - Was again placed on Tampa Bay's 60-day injured list, September 21, with right foot planter fasciitis, and missed the remainder of the season.
- In 19 minor league games on the season, he compiled a 1-0 record and a 5.19 ERA (10 ER/17.1 IP).

## MAJOR LEAGUE NOTES

- Awards:** Baseball America All-Rookie Team (2019), First-team All-MLB (2020)
- A three-year major league veteran, has a 2.89 ERA (28 ER/87.1 IP) and 137 strikeouts in 93 career games pitching for the Marlins (2019) and Rays (2019-21).
- Was one of two relievers named as a first-team All-MLB selection in 2020, after going 2-1 with a 0.55 ERA (1 ER/16.1 IP) and 26 strikeouts in 19 total games.
- From 2019 through 2020, his 2.77 ERA ranked eighth best in the majors among relievers with as many appearances.
- Originally signed by the Minnesota Twins as a non-drafted free agent in 2015, he was traded to the Miami Marlins in exchange for INF Brian Schales on November 20, 2018, and debuted for Miami a year later.

## CAREER HIGHS

Most Innings Pitched

**2.0, 2x, last: 7/18/19, MIA vs. SD**

Most Runs

**5, 5/4/19, MIA vs. ATL**

Most Earned Runs

**5, 5/4/19, MIA vs. ATL**

Most Hits Allowed

**4, 5/4/19, MIA vs. ATL**

Most Home Runs Allowed

**1, 11x, last: 9/26/21 TB vs. MIA**

Most Walks

**2, 3x, last: 7/28/19, MIA vs. ARI**

Most Strikeouts

**5, 2x, last: 7/18/19, MIA vs. SD**

Longest winning streak

**4 games, 8/3/19-7/25/20**

Longest losing streak

**2 games, 6/16-7/13/19**



- Made his debut, March 28, 2019 vs. Colorado, and pitched 0.1 scoreless innings.
  - ▲ Fanned the side in his next appearance, March 30, including a strikeout of Trevor Story for his first in the major leagues.
- Earned his first career save, June 23, 2019 at Philadelphia, pitching 1.0 inning in Miami's 6-4 win over Philadelphia.
- The Tampa Bay Rays acquired him, along with RHP Trevor Richards, from Miami in exchange for RHP Ryne Stanek and OF Jesús Sánchez on July 31, 2019.
- Was diagnosed with a partial tear of his UCL during spring training in 2021, and missed the majority of the season before returning that September...Underwent right elbow surgery on October 27, 2021, in which Dr. Keith Meister repaired the UCL with an internal brace procedure.
  - ▲ Missed most of the 2022 season as well recovering from the surgery.
- In 14 career postseason games, is 1-2 with a 4.43 ERA (10 ER/20.1 IP) and one save...Has struck out 17 and walked four.
  - ▲ Made three appearances during the 2020 World Series, allowing five hits and three runs over 3.0 innings in Tampa Bay's loss to the Dodgers.

## TRANSACTIONS

- Drafted by the Milwaukee Brewers in the 32nd round of the 2012 First-Year Player Draft; did not sign.
- Selected by the Minnesota Twins as a non-drafted free agent, August 7, 2015.
- Acquired by the Miami Marlins from the Minnesota Twins in exchange for INF Brian Schales on November 20, 2018.
- Acquired by the Tampa Bay Rays along with RHP Trevor Richards from the Miami Marlins in exchange for RHP Ryne Stanek and OF Jesús Sánchez on July 31, 2019.
- On Tampa Bay's injured list (right forearm inflammation), August 20 to September 4, 2020.
- On Tampa Bay's 60-day injured list (right elbow sprain), March 26 to September 12, 2021; included injury rehabilitation assignments to the FCL Rays and Triple-A Durham.
- On Tampa Bay's injured list (lumbar spine strain), September 27 to October 7, 2021.
- On Tampa Bay's 60-day injured list (right elbow UCL injury), March 25 to August 22, 2022; included an injury rehabilitation assignment to Triple-A Durham.
- On Tampa Bay's 60-day injured list (right foot planter fasciitis), September 21 through the end of the 2022 season.

## MINOR LEAGUE NOTES

- Has compiled a 17-7 record with 33 saves and a 2.61 ERA (62 ER/213.2 IP) over 166 minor league games between the Twins and Rays organization.
- Was named an International League Mid-Season All-Star in 2018, when he went 8-2 with a 3.30 ERA over 39 games for Triple-A Rochester.

## COMPLETE RECORD

Year	Club	W-L	ERA	G	GS	CG	SHO	SV	IP	H	R	ER	HR	HB	BB	SO	WP	BK
2015	Cedar Rapids	0-1	0.75	9	0	0	0	4	12.0	7	1	1	1	1	0	12	0	0
2016	Fort Myers	0-3	3.58	30	0	0	0	10	37.2	33	16	15	2	1	13	47	2	0
2016	Cedar Rapids	4-0	0.90	12	0	0	0	3	20.0	6	3	2	0	0	3	28	0	0
2017	Chattanooga	2-1	1.07	29	0	0	0	9	33.2	19	4	4	0	1	7	37	1	0
	Fort Myers	2-0	0.89	15	0	0	0	2	20.1	13	2	2	0	0	3	20	2	0
2018	Rochester	8-2	3.30	39	4	0	0	4	60.0	49	26	22	8	1	19	88	3	0
2019	Miami	2-4	3.92	45	0	0	0	1	43.2	40	19	19	5	1	16	69	2	0
	Tampa Bay	3-0	2.11	23	0	0	0	0	21.1	12	5	5	3	1	2	41	2	0
2020	Tampa Bay	2-1	0.55	19	0	0	0	6	16.1	5	2	1	1	0	3	26	0	0
2021	Durham	0-0	5.06	11	0	0	0	0	10.2	12	7	6	2	0	1	12	0	0
	FCL Rays	0-0	0.00	2	1	0	0	0	2.0	1	0	0	0	0	0	4	1	0
	Tampa Bay	0-1	4.50	6	0	0	0	1	6.0	4	3	3	2	0	2	1	0	0
2022	Durham	1-0	5.63	17	0	0	0	1	16.0	20	11	10	5	1	3	12	2	0
	FCL Rays	0-0	0.00	2	0	0	0	0	1.1	2	1	0	0	0	1	2	0	0
<b>Minor Totals</b>		<b>17-7</b>	<b>2.61</b>	<b>166</b>	<b>5</b>	<b>0</b>	<b>0</b>	<b>33</b>	<b>213.2</b>	<b>162</b>	<b>71</b>	<b>62</b>	<b>18</b>	<b>5</b>	<b>50</b>	<b>262</b>	<b>11</b>	<b>0</b>
<b>Major Totals</b>		<b>7-6</b>	<b>2.89</b>	<b>93</b>	<b>0</b>	<b>0</b>	<b>0</b>	<b>8</b>	<b>87.1</b>	<b>61</b>	<b>29</b>	<b>28</b>	<b>11</b>	<b>2</b>	<b>23</b>	<b>137</b>	<b>4</b>	<b>0</b>



# ORLANDO ARCIA

# 11

## INFIELDER

Full Name: **Orlando Jesús Arcia**

Bats: **Right**

Throws: **Right**

Height: **6-0**

Weight: **187**

DOB: **August 4, 1994**

Opening Day Age: **28**

Born: **Anaco, Venezuela**

Resides: **Anaco, Venezuela**

MLB Debut: **August 2, 2016**

MLB Service Time: **5.114**

Acquired: **Trade with Milwaukee, April 6, 2021**

Contract Status: **Signed through 2023**

## 2022

- 28-year-old Orlando Arcia played in his seventh major league season in 2022, appearing in 67 games with Atlanta and batting .244 (51-for-209).
  - **A** Hit nine home runs, recorded 30 RBI and scored 25 runs...Also drew 21 walks.
- Played second base, third base, shortstop, left field and designated hitter...Logged 398.2 innings at second base, his most of any position.
- Hit .296/.369/.537 (32-for-108) across 37 games against NL East opponents, including 12 extra-base hits, 17 RBI and 20 runs scored...Seven of his nine home runs were hit against intradivisional competition.
- Produced two of Atlanta's eight walk-off RBI.
  - **A** His first was home run on May 11 of Boston's Ryan Brasier, sealing a win, 5-3, in the bottom of the ninth inning...Also had a walk-off single on June 20 vs. San Francisco off Camilo Doval.

## MAJOR LEAGUE NOTES

- Played in his sixth major league season in 2021... He hit .198 (16-for-81) with two home runs, 14 RBI and nine runs scored...Played in four games with the Milwaukee Brewers and 32 games with the Atlanta Braves.
- In 2020, batted .260 in 59 games with Milwaukee and made 52 starts, all at shortstop.
- Recorded 3 hits on Opening Day at Chicago-NL... Were the only hits of the game for the Brewers as Kyle Hendricks threw a 3-hit shutout.
  - **A** Arcia became the first player in the Modern Era (since 1900) to produce 3 hits from the ninth spot in the batting order as his team's only hits of the game.

## CAREER HIGHS

Most Runs

**4, 8/6/16, MIL at ARI**

Most Hits

**4, 4x, last: 6/15/22, ATL at WSH**

Most Doubles

**2, 6x, last: 5/25/22, ATL vs. PHI**

Most Triples

**1, 7x, last: 8/16/20, MIL at CHC**

Most Home Runs

**2, 6/1/19, MIL at PIT**

Most RBI

**4, 2x, last: 9/18/20, MIL vs. KC**

Most Walks

**2, 16x, last: 7/23/22, ATL vs. LAA**

Most Stolen Bases

**3, 7/17/17, MIL at PIT**

Longest Hitting Streak

**11 games, 5/18/17-5/31/17**



- From 6/19-8/25/19, had a streak of 50 consecutive games at shortstop without committing an error...Was the second longest streak by a shortstop in Brewers franchise history,

## MINOR LEAGUE NOTES

- Entered 2016 as the top prospect in the Brewers organization and eighth-best prospect in baseball according to *Baseball America*.
- Won a Rawlings Minor League Gold Glove Award in 2015

## PERSONAL

- His older brother, Oswaldo, was an outfielder with Minnesota (2013-16), Tampa Bay (2016), Miami (2016) and San Diego (2016)

## TRANSACTIONS

- Placed on the 10-day Injured List on August 10, 2022 with a left hamstring strain.
- Acquired via trade from Milwaukee on April 6, 2021 in exchange for minor league pitchers Chad Sobotka and Patrick Weigel.
- Placed on the 60-day Injured List on June 21, 2012 with a right ankle fracture...Was reinstated on August 30.

## COMPLETE RECORD

Year	Club	AVG	G	AB	R	H	2B	3B	HR	RBI	SH	SF	HP	BB	SO	SB-CS	OBP	SLG	E
2011	DSL Brewers	.294	64	218	47	64	16	1	6	36	0	2	4	30	20	13-4	.386	.459	15
2013	Wisconsin	.251	120	442	67	111	14	5	4	39	2	1	6	35	40	20-9	.314	.333	23
2014	Brevard County	.289	127	498	65	144	29	5	4	50	3	1	2	42	65	31-11	.346	.392	20
2015	Biloxi	.307	129	512	74	157	37	7	8	69	4	3	3	30	73	25-8	.347	.453	13
2016	Colorado Springs	.267	100	404	59	108	19	6	8	53	2	2	3	29	77	15-8	.320	.403	15
	Milwaukee	.219	55	201	21	44	10	3	4	17	0	0	0	15	47	8-0	.273	.358	5
2017	Milwaukee	.277	153	506	56	140	17	2	15	53	2	3	1	36	100	14-7	.324	.407	20
2018	Colorado Springs	.341	22	85	16	29	5	1	2	8	0	0	1	10	15	2-1	.417	.494	1
	Milwaukee	.236	119	348	32	82	16	0	3	30	1	1	1	15	87	7-4	.268	.307	15
2019	Milwaukee	.223	152	494	51	110	16	1	15	59	2	6	1	43	109	8-5	.283	.350	14
2020	Milwaukee	.260	59	173	22	45	10	1	5	20	0	1	1	14	32	2-0	.317	.416	3
2021	Milwaukee	.091	4	11	0	1	0	0	0	1	0	0	0	0	3	0-0	.091	.091	0
	Gwinnett	.282	74	287	54	81	16	0	17	37	0	3	1	31	38	5-3	.351	.516	7
	Atlanta	.214	32	70	9	15	3	0	2	13	0	1	0	7	16	1-0	.282	.343	2
2022	Atlanta	.244	67	209	25	51	9	0	9	30	0	2	2	21	51	0-0	.316	.416	5
	Gwinnett	.231	4	13	4	3	1	0	0	0	0	0	0	3	6	0-0	.375	.308	1
<b>Minor Totals</b>		<b>.283</b>	<b>640</b>	<b>2459</b>	<b>386</b>	<b>697</b>	<b>137</b>	<b>25</b>	<b>49</b>	<b>292</b>	<b>11</b>	<b>12</b>	<b>20</b>	<b>210</b>	<b>334</b>	<b>111-44</b>	<b>.343</b>	<b>.419</b>	<b>95</b>
<b>Major totals</b>		<b>.243</b>	<b>641</b>	<b>2012</b>	<b>216</b>	<b>488</b>	<b>81</b>	<b>7</b>	<b>53</b>	<b>223</b>	<b>5</b>	<b>14</b>	<b>6</b>	<b>151</b>	<b>445</b>	<b>40-16</b>	<b>.295</b>	<b>.369</b>	<b>64</b>





# DRAKE BALDWIN

# 73

## CATCHER

Full Name: **Drake Randall Baldwin**

Bats: **Left**

Throws: **Right**

Height: **6-0**

Weight: **220**

DOB: **March 28, 2001**

Opening Day Age: **22**

Born: **Madison, WI**

Resides: **Madison, WI**

MLB Debut: **--**

MLB Service Time: **0.000**

Acquired: **Braves' third-round pick in 2022**

Contract Status: **Signed through 2023**

## NON-ROSTER INVITEE

## 2022

- Split the 2022 season between Low-A Augusta and the Florida Complex League, combining to post a .258 batting average (23-for-89) with five doubles and 15 runs across 24 total games.
  - Appeared as a catcher and designated hitter
- Made his debut in the Braves organization with the FCL club on August 2, going 2-for-3 with a double and a run against Pittsburgh's affiliate.
- In 2022 was listed as Atlanta's No. 17 prospect, according to MLB.com.

## AMATEUR

- Competed collegiately at Missouri State University.
  - Reached safely in 57 of 60 games during his junior season (2022)...Ended his college career as the team's all-time leader in fielding percentage (.994).
  - Also during his junior season, ranked highly in the conference in RBI (1st), home runs (2nd), slugging percentage (3rd), on-base percentage (3rd) and total bases (3rd).
  - Won the MVC's Elite 17 Award, given to the player with the highest GPA in the championship game.
- Played high school baseball at Madison West HS (WI).

## TRANSACTIONS

- Selected by the Braves in the third round of the 2022 MLB First-Year Player Draft.

## COMPLETE RECORD

Year	Club	AVG	G	AB	R	H	2B	3B	HR	RBI	SH	SF	HP	BB	SO	SB-CS	OBP	SLG	E
2022	FCL Braves	.375	3	8	2	3	2	0	0	3	0	1	0	1	3	0-0	.400	.625	2
	Augusta	.247	21	81	13	20	3	0	0	6	0	0	2	18	22	1-0	.396	.284	2
	Minor Totals	.258	24	89	15	23	5	0	0	9	0	1	2	19	25	1-0	.396	.315	4



NON-ROSTER INVITEE

# BLAKE BURKHALTER

86

## RIGHT-HANDED PITCHER

Full Name: **Blake Jackson Burkhalter**Bats: **Right**Throws: **Right**Height: **6-0**Weight: **204**DOB: **September 19, 2000**Opening Day Age: **22**Born: **Tuscaloosa, AL**Resides: **Dothan, AL**MLB Debut: **--**MLB Service Time: **0.000**Acquired: **Braves' second-round pick in 2022**Contract Status: **Signed through 2023**

## 2022

- Drafted by the Braves in the second round (76th overall) in the First-Year Player Draft.
- Made three appearances, two starts, in his first professional season after being drafted out of Auburn University.
  - Tossed 4.1 scoreless innings in two outings with Single-A Augusta while allowing two runs in 0.1 innings pitched in his lone appearance for High-A Rome.

## AMATEUR

- His 16 saves during his Junior year at Auburn University were the second most in the country and tied for the second most in program history for a single season.
  - Became the first pitcher in Auburn history to earn three consecutive saves in the same weekend.
  - Named Second Team All-America by American Baseball Coaches Association.
  - Received Second Team All-SEC Honors by the ABCA

## TRANSACTIONS

- Drafted by the Braves in the second round (76th overall) of the First-Year Player Draft out of Auburn University

## COMPLETE RECORD

Year	Club	W-L	ERA	G	GS	CG	SHO	SV	IP	H	R	ER	HR	HB	BB	SO	WP	BK
2022	FCL Braves	0-0	54.00	1	0	0	0	0	0.1	3	2	2	0	0	1	0	2	0
	Augusta	1-0	0.00	2	1	0	0	0	4.1	1	0	0	0	0	0	7	0	0
<b>Minor Totals</b>		<b>1-0</b>	<b>3.86</b>	<b>3</b>	<b>1</b>	<b>0</b>	<b>0</b>	<b>0</b>	<b>4.2</b>	<b>4</b>	<b>2</b>	<b>2</b>	<b>0</b>	<b>0</b>	<b>1</b>	<b>7</b>	<b>2</b>	<b>0</b>

**NON-ROSTER INVITEE**

# RYAN CASTEEL

# 89

## CATCHER

Full Name: **Ryan Alexander Casteel**Bats: **Right**Throws: **Right**Height: **5-11**Weight: **205**DOB: **June 6, 1991**Opening Day Age: **31**Born: **Chattanooga, TN**Resides: **Cleveland, TN**MLB Debut: **--**MLB Service Time: **0.000**Acquired: **Signed as a minor league free agent, November 29, 2021**Contract Status: **Signed through 2023**

## 2022

- The 2022 season marks Casteel's 12th campaign in the minor leagues, his fourth in Atlanta's organization.
- Spent the 2022 season exclusively at Triple-A Gwinnett, appearing in 69 games and hitting .217 (51-for-264) with 17 home runs, 47 RBI and 41 runs scored.
  - ▲ Appeared as a catcher (57 games), designated hitter (9 games) and first baseman (2 games).

## MINORS

- Organizationally, has spent time with Colorado (2010-16), Seattle (2016-17) and Atlanta (2019-present), logging 881 total minor league games...370 of those games came as a catcher.
- Spent the 2018 season with the independent Lancaster Barnstormers, batting .321 (117-for-365) with 39 extra-base hits, including 16 home runs.

## COMPLETE RECORD


Year	Club	AVG	G	AB	R	H	2B	3B	HR	RBI	SH	SF	HP	BB	SO	SB-CS	OBP	SLG	E
2010	Casper	.305	43	177	21	54	8	1	3	22	0	0	0	10	35	2-0	.342	.412	4
2011	Tri-City	.269	56	197	31	53	16	2	1	28	0	2	2	26	40	8-5	.357	.386	5
2012	Asheville	.279	71	251	28	70	24	2	2	28	0	0	1	19	44	6-2	.332	.414	9
2013	Modesto	.270	108	411	67	111	30	4	22	76	0	4	4	50	118	1-0	.352	.523	1
2014	Tulsa	.280	113	436	63	122	22	1	16	56	0	3	3	39	94	3-3	.341	.445	12
2015	Albuquerque	.292	34	130	12	38	8	1	2	20	1	1	0	2	33	2-1	.301	.415	5
	New Britain	.467	4	15	2	7	2	0	0	2	0	0	0	0	4	0-0	.467	.600	1
2015	Boise	.267	4	15	2	4	1	0	0	0	0	0	0	6	0-0	.267	.333	0	
2016	Albuquerque	.230	43	152	19	35	8	2	3	20	0	0	1	8	47	0-1	.273	.368	3
	Jackson	.243	50	185	21	45	9	1	3	28	0	5	0	19	51	3-1	.306	.351	1
2017	Arkansas	.272	100	389	47	106	25	0	12	61	0	4	0	31	84	1-0	.323	.429	7
2019	Mississippi	.263	118	411	47	108	21	2	21	73	0	2	2	43	121	0-0	.334	.477	4
2021	Gwinnett	.224	68	156	13	35	6	0	8	28	0	1	2	15	49	0-0	.299	.417	1
2022	Gwinnett	.217	69	235	41	51	9	1	17	47	0	0	3	26	69	0-0	.303	.481	6
	<b>Minor Totals</b>	<b>.266</b>	<b>881</b>	<b>3160</b>	<b>414</b>	<b>839</b>	<b>189</b>	<b>17</b>	<b>110</b>	<b>489</b>	<b>1</b>	<b>22</b>	<b>18</b>	<b>288</b>	<b>795</b>	<b>26-13</b>	<b>.328</b>	<b>.441</b>	<b>59</b>

## AMATEUR

- Competed collegiately at Cleveland State Community College (TN).
  - ▲ His 14 single-season home runs are tied for the third-most in program history, while his 54 single-season runs scored are also tied in third.

## TRANSACTIONS

- Selected by the Rockies in the 17th round of the 2010 MLB First-Year Player Draft.
- Has been on the minor league Injured List three times in his career.
  - ▲ Was placed on the seven-day Injured List on July 12, 2014 with a right cheekbone injury.
  - ▲ Was placed on the seven-day Injured List on June 1, 2015 with a right quadriceps strain.
  - ▲ Was placed on the seven-day Injured List on May 18, 2017 with a left thumb sprain.



**NON-ROSTER INVITEE**

# JESSE CHAVEZ

**60**

## RIGHT-HANDED PITCHER

Full Name: **Jesse David Chavez**

Bats: **Right**

Throws: **Right**

Height: **6-1**

Weight: **175**

DOB: **August 21, 1983**

Opening Day Age: **39**

Born: **San Gabriel, CA**

Resides: **Riverside, CA**

MLB Debut: **August 27, 2008**

MLB Service Time: **12.038**

Acquired: **Signed as a minor league free agent, November 12, 2022**

Contract Status: **Signed through 2023**

## 2022

- Made one start and 59 relief appearances between Atlanta, Chicago (NL) and Los Angeles (AL) while pitching to a 3.76 ERA and a 4-3 record.
  - Posted a 2.42 ERA in 45 relief appearances with Atlanta (52.0 IP)...Had a 6.35 ERA in three appearances (5.2 IP) with Chicago (NL) and a 7.59 ERA in 11 appearances (10.2 IP) with Los Angeles (AL).
- Inherited 37 runners between Atlanta, Chicago (NL) and Los Angeles (AL) and stranded 24.
  - The 37 inherited runners were tied for 11th most in MLB.
  - His 67.7% strand rate between the Braves and the Cubs was the sixth highest in the National League (min. 30 inherited runners).
- Played for Atlanta in two separate stints over the season.
  - Atlanta acquired home from the Chicago Cubs in exchange for LHP Sean Newcomb on April 20...Chavez also pitched for Atlanta during the 2021 World Series run and in 2010.
  - The Braves then traded Chavez to the Los Angeles Angels along with LHP Tucker Davidson in exchange for RHP Raisel Iglesias in early August, before he returned to the club via waivers later that month.

## CAREER HIGHS

Most Innings Pitched

**8.0, 4x, last: 5/12/14, OAK vs. CWS**

Most Runs

**7, 4x, last: 8/23/10, KC at DET**

Most Earned Runs

**7, 3x, last: 8/23/10, KC at DET**

Most Hits Allowed

**10, 2x, last: 7/12/14, OAK at SEA**

Most Home Runs Allowed

**3, 3x, last: 7/28/14, OAK at HOU**

Most Walks

**5, 9/5/15, OAK vs. SEA**

Most Strikeouts

**11, 6/17/15, OAK vs. SD**

Longest winning streak

**4 games, 6/11-9/16/22**

Longest losing streak

**5 games, 6/30/19-7/16/22**



## MAJOR LEAGUE NOTES

- Has pitched 15 major league seasons with Pittsburgh (2008- 09), Atlanta (2010, 2021, 2022), Kansas City (2010-11), Toronto (2012, 2016), Oakland (2012-15), Los Angeles-N.L. (2016), Los Angeles-A.L. (2017), Texas (2018, 2019-2020) and the Cubs (2018).
  - Has gone 48-63 with a 4.40 ERA (506 ER/1036.0 IP) in 571 major league games, including 84 starts.
  - Won the 2021 World Series with the Atlanta Braves.
  - Made his postseason debut in 2018 with the Cubs, pitching a scoreless inning in the Wild Card game...Also made seven appearances with the Braves during the 2021 postseason, allowing zero runs in 6.1 innings.
- Has been involved in numerous trades in his career, including deals for Kip Wells (2006), Rafael Soriano (2009), Rick Ankiel and Kyle Farnsworth (2010, as part of a five-player deal), Liam Hendriks (2015) and minor leaguer Tyler Thomas (2018).
- Made his major league debut with Pittsburgh in 2008 against the Cubs, pitching 1.0 scoreless inning on August 27.
  - Fanned Henry Blanco on six pitches to end his debut appearance and collect his first career strikeout in the majors.
- Recorded his first career save July 7, 2013 at Kansas City (4.0 IP), marking the first four-plus-inning save for an A's reliever since Chad Gaudin in 2006.
- The 2009 season was his first full campaign in the majors, and he led Pirates pitching staff and all major league rookies with 73 appearances.
  - Earned his first major league win, September 6 vs. St. Louis.

## MINOR LEAGUE NOTES

- Appeared in parts of 10 seasons in the minors, putting together a 34-41 record with a 4.09 ERA (318 ER/699.1 IP) and 44 saves...Has pitched in 318 total games and made 54 starts.
  - Has pitched in the Rangers, Pirates, Royals, Braves, Blue Jays, A's, Dodgers, Angels and Cubs organizations.
- Made one appearance in the Arizona Fall League, pitching 12 games for Grand Canyon in 2006 and totaling a 3-0 record with a 0.64 ERA (1 ER/14.0 IP).
  - Was named an AFL Rising Star and earned AFL All-Prospect team honors.

## TRANSACTIONS

- Selected by the Chicago Cubs in the 39th round of the 2001 First-Year Player Draft; did not sign.
- Selected by the Texas Rangers in the 42nd round of the 2002 First-Year Player Draft.
- Acquired by the Pittsburgh Pirates from the Texas Rangers in exchange for RHP Kip Wells on July 31, 2006.
- Acquired by the Tampa Bay Rays from the Pittsburgh Pirates in exchange for INF Akinori Iwamura on November 3, 2009.
- Acquired by the Atlanta Braves from the Tampa Bay Rays in exchange for RHP Rafael Soriano and cash considerations on December 11, 2009.
- Acquired by the Kansas City Royals along with OF Gregor Blanco and LHP Tim Collins from the Atlanta Braves in exchange for RHP Kyle Farnsworth, OF Rick Ankiel and cash considerations on July 31, 2010.
- Claimed by the Toronto Blue Jays off waivers from the Kansas City Royals on October 21, 2011.
- Claimed by the Oakland Athletics off waivers from the Toronto Blue Jays on August 24, 2012.
- On Oakland's 60-day injured list (right ribcage fracture), from September 16 through the end of the 2015 season.
- Acquired by the Toronto Blue Jays from the Oakland Athletics in exchange for RHP Liam Hendriks on November 20, 2015.
- Acquired by the Los Angeles Angels along with cash considerations from the Toronto Blue Jays in exchange for RHP Michael Bolsinger on August 1, 2016.
- Signed by the Texas Rangers to a one-year major league contract on February 23, 2018.
- Acquired by the Chicago Cubs from the Texas Rangers in exchange for LHP Tyler Thomas on July 19, 2018.
- Signed by the Texas Rangers to a two-year major league contract on November 30, 2018.
- On Texas' 60-day injured list (right elbow impingement), from August 13 through the end of the 2019 season.
- On Texas' injured list (left great toe sprain), from August 23 to September 6, 2020.
- Signed by the Los Angeles Angels as a minor-league free agent on February 25, 2021.
- Signed by the Atlanta Braves as a minor-league free agent on April 17, 2021.
- Signed by the Chicago Cubs as a minor-league free agent on March 14, 2022.
- Acquired by the Atlanta Braves along with cash considerations from the Chicago Cubs in exchange for LHP Sean Newcomb on April 20, 2022.
- Acquired by the Los Angeles Angels along with LHP Tucker Davidson from the Atlanta Braves in exchange for RHP Raisel Iglesias on August 2, 2022.
- Claimed by the Atlanta Braves off waivers from the Los Angeles Angels on August 30, 2022.
- Signed by the Atlanta Braves as a minor-league free agent on November 8, 2022.

# COMPLETE RECORD

Year	Club	W-L	ERA	G	GS	CG	SHO	SV	IP	H	R	ER	HR	HB	BB	SO	WP	BK
2003	Spokane	2-2	4.55	17	8	0	0	1	55.1	63	30	28	5	7	31	48	4	0
2004	Clinton	6-10	4.68	27	22	0	0	0	123.0	148	75	64	8	3	35	96	4	0
2005	Bakersfield	0-0	2.22	11	0	0	0	2	24.1	16	6	6	2	0	9	31	1	0
	Frisco	4-3	5.68	31	0	0	0	1	57.0	71	43	36	10	2	25	27	7	0
2006	Frisco	2-5	4.42	38	0	0	0	4	59.0	54	33	29	5	2	28	70	7	0
	Oklahoma	0-0	4.50	1	0	0	0	0	2.0	3	1	1	0	0	0	3	0	0
	Indianapolis	2-1	4.24	12	0	0	0	0	17.0	18	9	8	0	0	9	15	0	0
2007	Indianapolis	3-3	3.92	46	1	0	0	2	80.1	94	41	35	4	1	17	65	3	0
2008	Indianapolis	2-6	3.80	51	0	0	0	14	68.2	58	30	29	8	0	22	70	6	0
	Pittsburgh	0-1	6.60	15	0	0	0	0	15.0	20	11	11	2	0	9	16	2	0
2009	Pittsburgh	1-4	4.01	73	0	0	0	0	67.1	69	33	30	11	1	22	47	5	0
2010	Atlanta	3-2	5.89	28	0	0	0	0	36.2	40	24	24	6	1	12	29	0	0
	Kansas City	2-3	5.88	23	0	0	0	0	26.0	29	20	17	5	0	11	16	2	0
2011	Omaha	2-4	3.75	45	0	0	0	16	57.2	63	30	24	6	0	16	54	4	0
	Kansas City	0-0	10.57	4	0	0	0	0	7.2	12	9	9	3	0	5	8	0	0
2012	Las Vegas	8-5	3.98	19	17	1	0	1	95.0	90	45	42	10	1	20	86	5	1
	Sacramento	0-0	1.80	2	1	0	0	1	10.0	8	2	2	0	0	2	9	0	0
	Toronto	1-1	8.44	9	2	0	0	0	21.1	25	22	20	6	2	10	27	0	0
	Oakland	0-0	18.90	4	0	0	0	0	3.1	9	7	7	1	1	1	3	1	0
2013	Sacramento	2-2	2.70	5	5	0	0	0	30.0	35	16	9	1	1	5	26	0	0
	Oakland	2-4	3.92	35	0	0	0	1	57.1	50	27	25	3	3	20	55	5	0
2014	Oakland	8-8	3.45	32	21	0	0	0	146.0	142	64	56	17	5	49	136	7	0
2015	Oakland	7-15	4.18	30	26	0	0	1	157.0	164	78	73	18	2	48	136	3	0
2016	Toronto	1-2	4.57	39	0	0	0	0	41.1	43	22	21	9	2	10	42	1	0
	Los Angeles (NL)	1-0	4.21	23	0	0	0	0	25.2	28	14	12	3	0	8	21	0	0
2017	Los Angeles (AL)	7-11	5.35	38	21	0	0	0	138.0	148	83	82	28	2	45	119	1	0
2018	Texas	3-1	3.51	30	0	0	0	1	56.1	58	23	22	10	0	12	50	1	0
	Chicago (NL)	2-1	1.15	32	0	0	0	4	39.0	26	5	5	3	0	5	42	0	0
2019	Texas	3-5	4.85	48	9	0	0	1	78.0	82	48	42	12	5	22	72	1	0
2020	Texas	0-0	6.88	18	0	0	0	0	17.0	20	13	13	6	1	7	13	0	0
2021	Gwinnett	1-0	2.25	13	0	0	0	2	20.0	12	6	5	1	0	8	27	0	0
	Atlanta	3-2	2.14	30	4	0	0	0	33.2	23	9	8	0	0	11	36	3	0
2022	Chicago (NL)	0-0	6.35	3	0	0	0	0	5.2	7	4	4	1	0	2	3	0	0
	Los Angeles (AL)	1-0	7.59	11	0	0	0	0	10.2	15	12	9	2	0	4	10	0	0
	Atlanta	3-3	2.72	46	1	0	0	0	53.0	49	18	16	5	1	14	61	2	1
<b>Minor Totals</b>		<b>34-41</b>	<b>4.09</b>	<b>318</b>	<b>54</b>	<b>1</b>	<b>0</b>	<b>44</b>	<b>699.1</b>	<b>733</b>	<b>367</b>	<b>318</b>	<b>60</b>	<b>17</b>	<b>227</b>	<b>627</b>	<b>41</b>	<b>1</b>
<b>Major Totals</b>		<b>48-63</b>	<b>4.40</b>	<b>571</b>	<b>4</b>	<b>0</b>	<b>0</b>	<b>8</b>	<b>1036.0</b>	<b>1059</b>	<b>546</b>	<b>506</b>	<b>151</b>	<b>26</b>	<b>327</b>	<b>942</b>	<b>34</b>	<b>1</b>



NON-ROSTER INVITEE

# CAL CONLEY

78

## INFIELDER

Full Name: **Calvin Wayne Conley**Bats: **Switch**Throws: **Right**Height: **5-10**Weight: **185**DOB: **June 17, 1999**Opening Day Age: **23**Born: **Orlando, FL**Resides: **Milford, OH**MLB Debut: **--**MLB Service Time: **0.000**Acquired: **Braves' fourth-round pick in 2021**Contract Status: **Signed through 2023**

## 2022

- The 2022 season marks Conley's third campaign in the Braves organization.
- Split the 2022 season between at High-A Rome and Low-A Augusta, appearing in 119 games and hitting .251 (122-for-486) with 16 home runs, 65 RBI and 94 runs scored.
  - Appeared as a shortstop (109 games), second baseman (6 games) and designated hitter (4 games).

## MINORS

- Made his professional debut in 2021, logging 35 games for Low-A Augusta.
  - Batted .214 (30-for-140) with eight extra-base hits and 14 walks...Scored 21 runs.

## AMATEUR

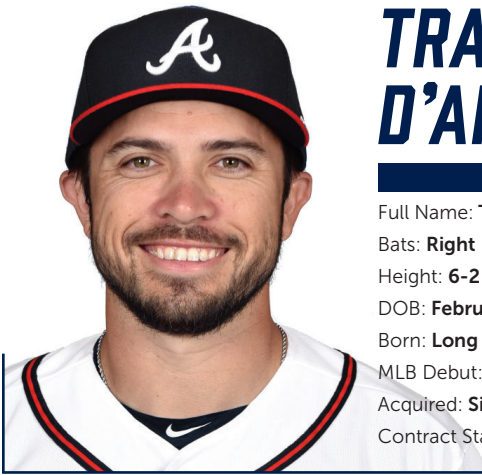
- Competed collegiately at Texas Tech University.
  - Honored as a second-team All-American after his freshman season, wherein he batted .371 (26-for-70) with three home runs, 24 RBI, 15 runs and a 1.087 OPS.

## TRANSACTIONS

- Selected by the Braves in the fourth round of the 2021 MLB First-Year Player Draft.
- Has never been on the Injured List.

## COMPLETE RECORD

Year	Club	AVG	G	AB	R	H	2B	3B	HR	RBI	SH	SF	HP	BB	SO	SB-CS	OBP	SLG	E
2021	Augusta	.214	35	140	21	30	5	1	2	9	0	2	5	14	33	8-3	.304	.307	8
2022	Rome	.260	44	177	32	46	10	1	6	25	0	1	2	19	50	13-1	.337	.429	9
2022	Augusta	.246	75	309	62	76	10	6	10	40	4	6	5	25	59	23-7	.307	.414	15
<b>Minor Totals</b>		<b>.243</b>	<b>154</b>	<b>626</b>	<b>115</b>	<b>152</b>	<b>25</b>	<b>8</b>	<b>18</b>	<b>74</b>	<b>4</b>	<b>9</b>	<b>12</b>	<b>58</b>	<b>142</b>	<b>44-11</b>	<b>.315</b>	<b>.395</b>	<b>32</b>



# TRAVIS D'ARNAUD

# 16

## CATCHER

Full Name: **Travis E. d'Arnaud**

Bats: **Right**

Throws: **Right**

Height: **6-2**

Weight: **210**

DOB: **February 10, 1989**

Opening Day Age: **34**

Born: **Long Beach, CA**

Resides: **Los Alamitos, CA**

MLB Debut: **August 17, 2013**

MLB Service Time: **9.044**

Acquired: **Signed as a free agent, November 24, 2019**

Contract Status: **Signed through 2023 (option for 2024)**

## 2022

- **Awards:** National League All-Star
- 34-year-old Travis d'Arnaud finished his 10th major league season, posting a slash line of .268/.319/.472 (106-for-396) in 107 games...He hit 18 home runs, recorded 60 RBI and scored 61 runs.
- Selected to his first career All-Star game at the age of 33...Went 0-for-1 with a hit-by-pitch as a reserve player.
- Set new career highs in hits (106), doubles (25), home runs (18) and runs (61).
- On June 2 at Colorado set a new career high with six RBI...Finished the day 3-for-5 with a pair of home runs...Was the only Brave to drive in at least six in 2022, and the first to do so since Dansby Swanson had six RBI on August 14, 2021 at Washington.
  - **A** Became the first Braves catcher with two home runs and six RBI in a game since Javy López did it on June 21, 2003 versus Baltimore.
- From May 30 through the rest of the regular season, owned the second-best OPS (.840) in MLB by a primary catcher (min. 200 PA)...Only Philadelphia's J.T. Realmuto was better (.875).

## MAJOR LEAGUE NOTES

- **Awards:** Louisville Slugger Silver Slugger (2020, C), *Baseball America* All-MLB First Team (2020, C), N.L. All-Star (2022)
- Hampered by a left thumb sprain and was placed on the 60-day injured list on May 2, 2021, subsequently missing 86 games...Was activated on August 11...Also missed time while on the paternity list from August 21-24, as his son, Leo, was born on August 23.

## CAREER HIGHS

Most Runs

**3, 7x, last: 9/2/22, ATL vs. MIA**

Most Hits

**4, 4/13/17, NYM at MIA**

Most Doubles

**2, 12x, last: 8/6/22, ATL at NYM**

Most Triples

**1, 6x, last: 8/21/22, ATL vs. HOU**

Most Home Runs

**3, 7/15/19, TB at NYY**

Most RBI

**6, 6/2/22, ATL at COL**

Most Walks

**3, 2x, last: 8/3/19, TB vs. MIA**

Most Stolen Bases

**1, 2x, last: 7/31/20, ATL vs. NYM**

Longest Hitting Streak

**9 games, 2x, last: 7/26-8/6/19**







✎ Homered in Game 2 of the series...Is one of just 15 catchers in history to homer in consecutive postseason games, and the third to do so for Atlanta, joining Javy López (2002) and Eddie Pérez (1999).

- Prior to joining the Braves, split the 2019 season between New York (NL), Los Angeles (NL) and Tampa Bay...Matched his single-season career high hitting 16 home runs, while driving in 69 runs and scoring 52 runs, totals that were each single-season career bests at the time.

✎ Began the season on the Mets' injured list recovering from "Tommy John" surgery... Reinstated in early April and was DFA'd three weeks later.

✎ Signed a major league contract with the Dodgers in early May...Got one at-bat with Los Angeles before being traded to Tampa Bay.

✎ With Tampa Bay, hit all 16 of his home runs for the season, setting a new franchise record for catchers...John Flaherty (14 in 1999) and Wilson Ramos (14 in 2018) previously held the mark... Also drove in 67 runs with the Rays, the most among major league catchers from the time of his Tampa debut through the end of the season...Eight of his homers and 25 of his RBI came in July, Rays' franchise records for a catcher in a calendar month.

- Hit three home runs on 7/15/19 at Yankee Stadium, the last of which was a go-ahead, three-run homer with two outs in ninth inning off LH Aroldis Chapman...Also hit solo home runs in the first and third innings.

- Became the first player in franchise history to hit three home runs in a road game...Evan Longoria (twice; 9/18/08 and 10/3/12), Jonny Gomes (7/30/05) and B.J. Upton (9/9/12) had previously done so at home.

✎ Batting from the No. 1 spot in the lineup, became the first catcher in major league history to homer three times in a game out of the leadoff spot.

✎ His three home runs drove in all five of Tampa Bay's runs, marking the first time in franchise history a player recorded five or more RBI to account for all the team's offense in a winning effort.

✎ Tied a single-game franchise record by totaling 12 bases, and tied his personal single-game career best by driving in five runs.

- Has 52 games of postseason experience...Has hit .320/.290/.412 (43-for-187) in his playoff career.

✎ Was the Mets catcher in 2015, as the club advanced to the World Series...Played in 14 postseason games that season and hit three home runs and seven RBI...His three home runs were the second most by a Mets catcher in a single postseason...Mike Piazza previously hit four home runs in the 2000 postseason.

- Has also played first base (21 games), third base (1) and second base (1) in his career...All of his career starts at first base came in 2019 with Tampa Bay.

- Led National League rookies with 13 home runs in 2014...Finished seventh in N.L. Rookie of the Year balloting, and was named to the Topps' Rookie Team...Became the third Mets player to lead N.L. rookies in home runs, joining Darryl Strawberry (26 in 1983) and Ron Swoboda (19 in 1965).

✎ In the following season, 2015, hit 12 home runs...Was the first Mets catcher with consecutive double-digit homer seasons since Mike Piazza in 2002-03.

## MINOR LEAGUE NOTES

- Selected to the SiriusXM All-Star Futures Game in **2012**...Did not play due to injury.
- Named the Eastern League's Most Valuable Player in **2011**...Was also named an Eastern League Mid- and Post-Season All-Star that year.
  - ✎ Managed that season by current Braves catching coach Sal Fasano.
- Selected to the Florida State League Mid- and Post-Season All-Star teams in **2010**.

## AMATEUR

- Was a three-time All-American at Lakewood (CA) High School from 2005-07.
- Played for Team USA in the IBAF Baseball World Cup in Panama in 2011.

## PERSONAL

- Is the younger brother of Chase, who played seven seasons in the major leagues between Pittsburgh (2011-12, 2014), Philadelphia (2015), Atlanta (2016-17), Boston (2017), San Diego (2017) and San Francisco (2018).
- He and his wife, Brittany, have two children: a daughter, Charlie Belle, and a son, Leo.

## TRANSACTIONS

- Selected by the Philadelphia Phillies in the first round (37th overall, supplemental) of the 2007 First-Year Player Draft.
- Acquired by the Toronto Blue Jays along with RHP Kyle Drabek and OF Michael Taylor from the Philadelphia Phillies in exchange for RHP Roy Halladay and cash on December 16, 2009.
- Acquired by the New York Mets along with C John Buck, RHP Noah Syndergaard and OF Wuilmer Becerra from the Toronto Blue Jays in exchange for RHP R.A. Dickey, C Josh Thole, C Mike Nickeas on December 17, 2012.
- On New York-NL's disabled listed (metacarpal fracture of the right pinky finger) from April 21 to June 10, 2015; included rehabilitation assignments with St. Lucie (A+) and Las Vegas (AAA).
- On New York-NL's disabled list (strained left elbow) from June 21 to July 30, 2015; included rehabilitation assignments with St. Lucie (A+) and Binghamton (AA).
- On New York-NL's disabled list (right rotator cuff strain) from April 26 to June 21, 2016; included rehabilitation assignments with St. Lucie (A+) and Las Vegas (AAA).
- On New York-NL's disabled list (bruised right wrist) from May 3 to May 24, 2017; included rehabilitation assignments with St. Lucie (A+) and Las Vegas (AAA).
- On New York-NL's disabled list (partial tear of the ulnar collateral ligament in the right elbow) from April 9 to the end of the 2018 season...Transferred to the 60-Day IL on April 13.
- Signed by the Los Angeles Dodgers to a major league contract on May 5, 2019.
- Acquired by the Tampa Bay Rays from the Los Angeles Dodgers in exchange for cash on May 10, 2019.
- Signed by the Atlanta Braves to a two-year contract on November 24, 2019.
- On Atlanta's COVID-related injured list from July 24 to July 29, 2020.
- On Atlanta's 60-day Injured List with a thumb sprain May 2 to August 11, 2021, missing 86 games.
- On paternity list from August 21-24, 2021, as his son, Leo, was born on August 23.



# COMPLETE RECORD

Year	Club	AVG	G	AB	R	H	2B	3B	HR	RBI	SH	SF	HP	BB	SO	SB-CS	OBP	SLG	E
2007	GCL Phillies	.241	41	141	18	34	3	0	4	20	0	2	4	4	23	4-2	.278	.348	4
2008	WilliamSPORT	.309	48	175	21	54	13	1	4	25	0	3	1	18	29	1-2	.371	.463	6
	Lakewood	.297	16	64	12	19	5	0	2	5	0	0	1	5	10	0-0	.357	.469	4
2009	Lakewood	.255	126	482	71	123	38	1	13	71	0	9	8	41	75	8-4	.319	.419	6
2010	Dunedin	.259	71	263	36	68	20	1	6	38	0	5	4	20	63	3-1	.315	.411	2
2011	New Hampshire	.311	114	424	72	132	33	1	21	78	0	1	8	33	100	4-2	.371	.542	6
2012	Las Vegas	.333	67	279	45	93	21	2	16	52	0	2	3	19	59	1-1	.380	.595	4
2013	Las Vegas	.304	19	56	19	17	8	0	2	12	0	1	0	21	12	0-0	.487	.554	2
	GCL Mets	.318	6	22	4	7	3	0	0	5	0	0	0	1	2	0-0	.348	.455	1
	Binghamton	.222	7	27	2	6	2	1	1	3	0	0	0	3	9	0-0	.300	.481	2
	New York (NL)	.202	31	99	4	20	3	0	1	5	0	0	1	0	12	21	0-0	.286	.263
2014	New York (NL)	.242	108	385	48	93	22	3	13	41	1	1	2	32	64	1-0	.302	.416	9
	Binghamton	.125	3	8	2	1	0	0	1	2	0	0	0	1	0	0-0	.222	.500	0
	Las Vegas	.436	15	55	13	24	8	0	6	16	0	0	1	3	5	0-0	.475	.909	2
2015	New York (NL)	.268	67	239	31	64	14	1	12	41	0	2	4	23	49	0-0	.340	.485	3
	St. Lucie	.375	5	16	0	6	0	0	0	4	0	0	0	2	2	0-0	.444	.375	0
	Las Vegas	.125	2	8	0	1	1	0	0	0	0	0	0	0	2	0-0	.125	.250	0
	Binghamton	.300	5	20	3	6	1	0	0	1	0	0	0	0	2	0-0	.300	.350	0
2016	New York (NL)	.247	75	251	27	62	7	0	4	15	2	1	3	19	50	0-0	.307	.323	1
	St. Lucie	.310	8	29	3	9	2	0	0	5	0	0	0	9	5	1-0	.474	.379	0
	Las Vegas	.333	3	12	2	4	2	0	0	2	0	0	0	2	3	0-0	.429	.500	0
2017	New York (NL)	.244	112	348	39	85	19	1	16	57	0	3	2	23	59	0-0	.293	.443	4
	St. Lucie	.250	2	8	0	2	0	0	0	0	0	0	0	0	1	0-0	.250	.250	0
	Las Vegas	.231	4	13	1	3	2	0	0	1	0	0	0	0	2	0-0	.231	.385	0
	New York (NL)	.200	4	15	1	3	0	0	1	3	0	0	0	1	5	0-0	.250	.400	1
2019	St. Lucie	.286	2	7	0	2	0	0	0	1	0	0	0	1	1	0-0	.375	.286	0
	New York (NL)	.087	10	23	2	2	0	0	0	2	0	0	0	2	5	0-0	.160	.087	1
	Los Angeles (NL)	.000	1	1	0	0	0	0	0	0	0	0	0	0	0	0-0	.000	.000	0
	Tampa Bay	.263	92	327	50	86	16	0	16	67	0	6	2	30	80	0-1	.323	.459	2
2020	Atlanta	.321	44	165	19	53	8	0	9	34	0	1	2	16	50	1-0	.386	.533	3
2021	Atlanta	.220	60	209	21	46	14	0	7	26	0	1	2	17	53	0-0	.284	.388	1
	Gwinnett	.235	6	17	2	4	0	0	0	1	0	0	0	2	4	0-0	.316	.235	0
2022	Atlanta	.268	107	396	61	106	25	1	18	60	0	0	11	19	90	0-0	.319	.472	2
<b>Minor Totals</b>		<b>.289</b>	<b>570</b>	<b>2126</b>	<b>326</b>	<b>615</b>	<b>162</b>	<b>7</b>	<b>76</b>	<b>342</b>	<b>0</b>	<b>23</b>	<b>30</b>	<b>185</b>	<b>409</b>	<b>22-12</b>	<b>.351</b>	<b>.479</b>	<b>39</b>
<b>Major Totals</b>		<b>.252</b>	<b>711</b>	<b>2458</b>	<b>303</b>	<b>620</b>	<b>128</b>	<b>6</b>	<b>97</b>	<b>351</b>	<b>3</b>	<b>16</b>	<b>28</b>	<b>194</b>	<b>526</b>	<b>2-1</b>	<b>.312</b>	<b>.428</b>	<b>27</b>

**NON-ROSTER INVITEE**

# JUSTIN DEAN

# 74

## OUTFIELDER

Full Name: **Justin Emmanuel Dean**Bats: **Right**Throws: **Right**Height: **5-8**Weight: **185**DOB: **December 6, 1996**Opening Day Age: **26**Born: **Mauldin, SC**Resides: **Mauldin, SC**MLB Debut: **--**MLB Service Time: **0.000**Acquired: **Braves' 17th-round pick in 2018**Contract Status: **Signed through 2023**

## 2022

- Split the 2022 season between Double-A Mississippi and Triple-A Gwinnett, combining to hit .229 (75-for-328) with 32 RBI and 47 runs scored.

Also stole 24 bases and was caught just six times.

## MINORS

- Has spent four seasons in Atlanta's minor league system, reaching as high as Triple-A Gwinnett in 2022.

Is a career .258 hitter as a professional, his highest average coming in 2018 with Rookie-level Danville (.308)

Posted an .817 OPS with Class A Rome in 2019.

## AMATEUR

- Attended Lenoir-Rhyne University in Hickory, North Carolina.

In 2018, recorded a litany of achievements, including First-Team All-South Athletic Conference, D2CCA Second Team All-Southeast Region and ABCA/Rawlings Second Team All-Southeast Region.

Holds the school record for single-season (7) and career triples (12).

## TRANSACTIONS

- Placed on the seven-day Injured List on May 16, 2022 with a right thumb sprain.
- Placed on the seven-day Injured List on May 25, 2019 with a left hand laceration.
- Selected by the Braves in the 17th round of the 2018 First-Year Player Draft out of Lenoir-Rhyne University (NC).

## COMPLETE RECORD

Year	Club	AVG	G	AB	R	H	2B	3B	HR	RBI	SH	SF	HP	BB	SO	SB-CS	OBP	SLG	E
2018	Rome	.257	28	113	20	29	2	5	0	8	0	0	2	11	27	9-3	.333	.363	2
	Danville	.308	32	130	28	40	8	4	1	15	0	0	3	22	32	7-6	.419	.454	1
2019	Rome	.284	109	429	85	122	18	9	9	46	0	2	10	62	115	47-10	.386	.431	4
2021	Mississippi	.237	99	363	60	86	14	4	8	34	0	0	18	42	128	29-6	.345	.364	3
2022	Mississippi	.234	78	274	44	64	12	4	3	27	0	2	6	40	97	19-5	.342	.339	3
	Gwinnett	.204	19	54	3	11	2	0	0	5	0	1	1	3	15	5-1	.254	.241	1
<b>Minor Totals</b>		<b>.258</b>	<b>365</b>	<b>1363</b>	<b>240</b>	<b>352</b>	<b>56</b>	<b>26</b>	<b>21</b>	<b>135</b>	<b>0</b>	<b>5</b>	<b>40</b>	<b>180</b>	<b>414</b>	<b>116-31</b>	<b>.360</b>	<b>.384</b>	<b>14</b>

**NON-ROSTER INVITEE**

# DYLAN DODD

# 85

## LEFT-HANDED PITCHER

Full Name: **Dylan Martin Dodd**Bats: **Left**Throws: **Left**Height: **6-2**Weight: **210**DOB: **June 6, 1998**Opening Day Age: **24**Born: **Elk Grove, IL**Resides: **Danville, IL**MLB Debut: **--**MLB Service Time: **0.000**Acquired: **Braves' third-round pick in 2021**Contract Status: **Signed through 2023**

## 2022

- In his second professional season went 12-9 with a combined 3.36 ERA in 26 starts between three levels of the Braves farm system.

*A* Went 9-5 with a 3.44 ERA (34 ER/89.0) in 16 starts with High-A Rome...Was named the South Atlantic Pitcher of the Week (5/20) after tossing a combined 13.0 scoreless innings with nine strikeouts between two starts.

*A* Pitched to a 3.11 ERA (16 ER/ 46.1 IP) with 55 strikeouts in nine starts with Double-A Mississippi.

*A* Made one start with Triple-A Gwinnett on 9/25...Allowed three runs in 6.2 innings pitched in his G-Strippers debut.

## 2021

- Went 0-2 with a 9.00 ERA in four starts between Single-A Augusta and High-A Rome in his first professional season.

## AMATEUR

- Was named the Ohio Valley Conference Pitcher of the Year in 2021 after leading the conference with eight wins, 102 strikeouts, 84.0 innings pitched and a 2.36 ERA during his senior season with Southeast Missouri State University.

## TRANSACTIONS

- Selected by the Atlanta Braves in the third round (96th overall) of the 2021 First-Year Player Draft.

## COMPLETE RECORD

Year	Club	W-L	ERA	G	GS	CG	SHO	SV	IP	H	R	ER	HR	HB	BB	SO	WP	BK
2021	Rome	0-1	24.00	1	1	0	0	0	3.0	9	8	8	4	0	0	6	0	0
	Augusta	0-1	4.91	3	3	0	0	0	11.0	10	6	6	0	0	3	14	0	0
2022	Rome	9-5	3.44	16	16	0	0	0	89.0	85	41	34	6	3	17	91	7	1
	Mississippi	2-4	3.11	9	9	0	0	0	46.1	46	18	16	3	0	13	55	2	0
	Gwinnett	1-0	4.05	1	1	0	0	0	6.2	5	3	3	1	0	1	7	1	0
<b>Minor Totals</b>		<b>12-11</b>	<b>3.87</b>	<b>30</b>	<b>30</b>	<b>0</b>	<b>0</b>	<b>0</b>	<b>156.0</b>	<b>155</b>	<b>76</b>	<b>67</b>	<b>14</b>	<b>3</b>	<b>34</b>	<b>173</b>	<b>10</b>	<b>1</b>

**NON-ROSTER INVITEE**

# JOE DUNAND

# 67

## INFIELDER

Full Name: **Joseph Alexander Dunand**Bats: **Right**Throws: **Right**Height: **6-2**Weight: **205**DOB: **September 20, 1995**Opening Day Age: **27**Born: **Miami, FL**Resides: **Miami, FL**MLB Debut: **May 7, 2022**MLB Service Time: **0.007**Acquired: **Claimed off waivers from Miami, June 1, 2022**Contract Status: **Signed through 2023**

## 2022

- Made his MLB debut with Miami on May 7 at San Diego...Went 2-for-4 with two extra-base hits.
  - Hit first major league home run in the top of the third inning off Sean Manaea...Also doubled in his following at-bat.
  - In total, played three games for the Marlins, including one against Atlanta...Went 1-for-3 with a walk against the Braves on May 22...Went 3-for-10 as a major leaguer in 2022.

## MINORS

- Made his professional debut in 2017 with the GCL Marlins, before also playing for High-A Jupiter that same year.
- Has twice been a league player of the week in the minors, both in 2018.
  - Was Player of the Week in the Florida State League with High-A Jupiter for the week of April 15.
  - Player of the Week in the Southern League with Double-A Jacksonville for the week of August 19.

## COMPLETE RECORD

Year	Club	AVG	G	AB	R	H	2B	3B	HR	RBI	SH	SF	HP	BB	SO	SB-CS	OBP	SLG	E
2017	Jupiter	.364	3	11	1	4	2	0	0	1	0	0	0	2	4	0-1	.462	.545	0
	GCL Marlins	.375	5	16	4	6	3	0	1	3	0	1	1	3	4	0-0	.476	.750	0
2018	Jacksonville	.212	61	217	25	46	13	0	7	28	0	2	4	16	71	0-1	.276	.369	5
	Jupiter	.263	66	243	39	64	8	1	7	42	0	5	5	20	54	2-0	.326	.391	10
2019	Jacksonville	.242	130	462	44	112	25	1	5	42	0	10	15	38	119	2-1	.314	.333	16
2021	Jacksonville	.201	64	204	20	41	9	1	8	32	1	2	5	17	70	0-0	.276	.373	7
	Jupiter	.143	5	14	0	2	0	0	0	0	0	0	1	0	7	0-0	.200	.143	0
2022	Jacksonville	.242	20	66	15	16	6	0	2	9	0	1	2	10	27	2-0	.354	.424	1
	Miami	.300	3	10	2	3	1	0	1	1	0	0	1	0	3	0-0	.364	.700	0
	Gwinnett	.205	70	229	28	47	12	1	4	15	0	0	4	27	78	4-1	.300	.319	4
<b>Minor Totals</b>		<b>.231</b>	<b>424</b>	<b>1462</b>	<b>176</b>	<b>338</b>	<b>78</b>	<b>4</b>	<b>34</b>	<b>172</b>	<b>1</b>	<b>21</b>	<b>37</b>	<b>133</b>	<b>434</b>	<b>10-4</b>	<b>.307</b>	<b>.360</b>	<b>43</b>
<b>Major Totals</b>		<b>.300</b>	<b>3</b>	<b>10</b>	<b>2</b>	<b>3</b>	<b>1</b>	<b>0</b>	<b>1</b>	<b>1</b>	<b>0</b>	<b>0</b>	<b>1</b>	<b>0</b>	<b>3</b>	<b>0-0</b>	<b>.364</b>	<b>.700</b>	<b>0</b>

## AMATEUR

- Competed collegiately at North Carolina State University...Was a three-year letterwinner.
  - Honored as a second-team All-American by *Collegiate Baseball* in 2017...Named to the All-ACC second team that same year.
  - His seven home runs during the 2015 season are tied for the 10th most in single-season program history.

## PERSONAL

- Is the nephew of former league MVP and 10-time All-Star Alex Rodriguez.

## TRANSACTIONS

- Claimed off waivers by the Braves from the Miami Marlins on June 1, 2022.
- Selected by Miami in the second round of the 2017 First-Year Player Draft out of North Carolina State University.
- Has been on the Injured List twice in his minor league career, most recently from May 8-July 6, 2021, with a left thumb tendon injury.
  - Also spent time on the IL from July 3-September 1 with a left hand tendon injury.



# BRYCE ELDER

# 55

## RIGHT-HANDED PITCHER

Full Name: **Bryce Cason Elder**

Bats: **Right**

Throws: **Right**

Height: **6-2**

Weight: **220**

DOB: **May 19, 1999**

Opening Day Age: **23**

Born: **Denton, TX**

Resides: **Decatur, TX**

MLB Debut: **April 12, 2022**

MLB Service Time: **0.040**

Acquired: **Braves' fifth-round pick in 2020**

Contract Status: **Signed through 2023**

## 2022

- Made nine starts and pitched in 10 total games during his debut season, compiling a 2-4 record with a 3.17 ERA (19 ER/54.0 IP)...Surpassed his rookie innings limit in his final start of the season, but was rated as Atlanta's No. 4 prospect during the season.
- Made his major league debut, April 12, and beat the Nationals, 16-4...Pitched 5.2 innings with six hits, three runs and four strikeouts...Allowed a pair of home runs.
  - ✓ Allowed back-to-back singles and a first-inning run to the first two batters he faced, and then retired 16 of the next 17 Nationals' hitters, including 12 straight.
  - ✓ Became the first Braves starter to win his debut since Ian Anderson beat the Yankees, 5-1, on August 26, 2020.
- Went 1-3 with a 4.74 ERA (10 ER/19.0 IP) in his first four starts and was optioned to Triple-A Gwinnett...Made five stints with Atlanta this season.
  - ✓ Has his contract selected on April 12 and remained with the club until being optioned on April 30...Was also recalled on August 13 before being optioned the following day... Was recalled to start on September 3 and optioned following that night's game.
  - ✓ Served as Atlanta's 27th man for a doubleheader on August 6 at the Mets.
- In his final five starts with Atlanta, dating to August 14, went 1-1 and compiled a 1.65 ERA (6 ER/32.2 IP) while allowing opponents to bat just .181 against him.
  - ✓ Allowed one or fewer runs in four of the five starts.

## CAREER HIGHS

Most Innings Pitched

**9.0, 9/26/22, ATL at WSH**

Most Runs

**4, 10/3/22, ATL at MIA**

Most Earned Runs

**4, 10/3/22, ATL at MIA**

Most Hits Allowed

**6, 3x, last: 10/3/22, ATL at MIA**

Most Home Runs Allowed

**2, 4/12/22, ATL vs. WSH**

Most Walks

**6, 4/24/22, ATL vs. MIA**

Most Strikeouts

**10, 8/14/22, ATL at MIA**

Longest winning streak

--

Longest losing streak

**3 games, 4/17-4/30/22**





- Pitched the first shutout of his career, September 26 at Washington, allowing just six hits and one walk...Struck out six...The Braves beat the Nationals, 8-0.

- *A* The outing was the only shutout by a Braves pitcher on the season.
- *A* Elder became the first Braves rookie to throw a shutout since Paul Marak in 1990.

- Started on August 14 at Miami and pitched a then career-most 7.0 innings in that start, allowing three hits and one run in the no-decision... Fanned a career-most 10 batters...The Braves beat the Marlins, 3-1.

- *A* Became just the third Braves player in the live-ball era (since 1920) to log a double-digit strikeout effort within the first six games of his career...He joined LHP Mike Minor (12 strikeouts at the Cubs in his third career game) and RHP Ryan Weber (10 strikeouts vs. Washington in his fifth appearance).

## AMATEUR

- In his three-year career at the University of Texas, Elder went 10-6 with a 3.42 ERA (55 ER/144.2 IP) in 39 appearances, 18 starts.

- *A* All 21 of his relief appearances came during his freshman season.

- In his abbreviated junior campaign, 2020, earned Collegiate Baseball Second Team All-American honors after allowing just six earned runs in 26.0 innings (2.08 ERA) and striking out 32 in four starts.

- Entered the draft ranked by Baseball America as the No. 83 draft prospect, and by MLB.com as the No. 109 prospect.

- Attended Decatur (TX) High School.

- *A* Threw back-to-back no-hitters in the playoffs in his senior season, a year in which he went 7-2 with a 0.60 ERA...Also played golf and basketball in high school.

## MINOR LEAGUE NOTES

- Pitched across three levels of the Braves' farm system and went a combined 11-5 with a 2.76 ERA (41 ER/133.2 IP) and 151 strikeouts in 24 games, all starts. He walked 52 and limited the opposition to a .194 average in his first professional season.

- *A* Named the Double-A South Pitcher of the Week for July 5-July 11, and Double-A South Pitcher of the Month for July...In nine starts he went 7-1 with a 3.21 ERA (20 ER/56.0 IP).

- Became the first member of Atlanta's 2020 draft class to reach Triple-A.

## COMPLETE RECORD

Year	Club	W-L	ERA	G	GS	CG	SHO	SV	IP	H	R	ER	HR	HB	BB	SO	WP	BK
2021	Rome	2-1	2.60	9	9	0	0	0	45.0	38	17	13	2	3	20	55	7	0
	Mississippi	7-1	3.21	9	9	1	0	0	56.0	39	20	20	7	3	17	60	7	0
	Gwinnett	2-3	2.21	7	7	0	0	0	36.2	18	10	9	1	1	20	40	3	0
2022	Atlanta	2-4	3.17	10	9	1	1.0	0	54.0	44	19	19	4	3	23	47	0	0
	Gwinnett	6-5	4.46	18	17	0	0.0	0	105.0	93	55	52	14	5	32	97	4	3
<b>Minor Totals</b>		<b>17-10</b>	<b>3.49</b>	<b>43</b>	<b>42</b>	<b>1</b>	<b>0.0</b>	<b>0</b>	<b>242.2</b>	<b>188</b>	<b>102</b>	<b>94</b>	<b>24</b>	<b>12</b>	<b>89</b>	<b>252</b>	<b>21</b>	<b>3</b>
<b>Major Totals</b>		<b>2-4</b>	<b>3.17</b>	<b>10</b>	<b>9</b>	<b>1</b>	<b>1.0</b>	<b>0</b>	<b>54.0</b>	<b>44</b>	<b>19</b>	<b>19</b>	<b>4</b>	<b>3</b>	<b>23</b>	<b>47</b>	<b>0</b>	<b>0</b>



# SETH ELLEDGE

# 62

## RIGHT-HANDED PITCHER

Full Name: **Seth Wayne Elledge**

Bats: **Right**

Throws: **Right**

Height: **6-3**

Weight: **240**

DOB: **May 20, 1996**

Opening Day Age: **26**

Born: **Dallas, TX**

Resides: **Fort Worth, TX**

MLB Debut: **August 16, 2020**

MLB Service Time: **0.160**

Acquired: **Signed as a minor league free agent, March 30, 2022**

Contract Status: **Signed through 2023**

## 2022

- Signed by the Atlanta Braves as a minor league free agent on March 26 and spent the entire season with Triple-A Gwinnett, compiling a 1-5 record with a 3.88 ERA (20 ER/46.1 IP) and three saves...Fanned 63 batters against just 16 walks on the season.
  - His 12.2 strikeouts per 9.0 innings were the most in a season in his career in which he appeared in at least 20 games.
  - Thirty-one of his 43 appearances on the season were scoreless.

## MAJOR LEAGUE NOTES

- Has appeared in 23 games across two seasons, pitching in 2020 and 2021 with St. Louis...Has combined to go 1-0 with a 4.63 ERA (12 ER/23.1 IP) and 25 strikeouts in the majors.
- Allowed exactly six earned runs in 11.2 innings in each of his two seasons in the majors.
- Made his major league debut, August 16, 2020 at Chicago-NL...Fanned five over 2.1 scoreless innings.
  - Struck out the first batter he faced in the majors, Edwin Encarnacion, and fanned the side swinging in the final inning of his debut.
  - Became the first Cardinals reliever since Tom Cheney (April 21, 1957) to strike out five or more batters in 2.1 or more scoreless innings in his MLB debut.
- Earned his first career win, August 20, 2020 vs. Cincinnati, as the Cardinals rallied for their first walk-off win of the season...The outing was his third career appearance, and his first at Busch Stadium.
- Has been traded once in his career, as the Cardinals acquired him from the Seattle Mariners in exchange for RHP Sam Tuivailala in July of 2018.

## CAREER HIGHS

Most Innings Pitched

**2.1, 8/16/20, STL at CWS**

Most Runs

**3, 2x, last: 5/21/21, STL vs. CHC**

Most Earned Runs

**3, 2x, last: 5/21/21, STL vs. CHC**

Most Hits Allowed

**4, 2x, last: 5/21/21, STL vs. CHC**

Most Home Runs Allowed

**1, 3x, last: 6/12/21, STL at CHC**

Most Walks

**3, 8/20/20, STL vs. CIN**

Most Strikeouts

**5, 8/16/20, STL at CWS**

Longest winning streak

--

Longest losing streak

--

## MINOR LEAGUE NOTES

- Has gone 20-13 with a 3.92 ERA (100 ER/229.2 IP) in 183 career appearances in the minors, with 26 saves and 300 strikeouts.
- Was named a California League Mid-Season All-Star in 2018 after going 5-1 with a 1.17 ERA and nine saves in 31 games...Struck out 54 in 38.1 innings.
- Played with Glendale in the 2019 Arizona Fall League and was honored as an AFL Rising Star.

## AMATEUR

- Played college baseball at Dallas Baptist University, where he featured on three straight NCAA Regional Qualifying teams (2015-17).
  - Left Dallas Baptist as the all-time saves leader with 27...Led the Missouri Valley Conference and ranked seventh in NCAA Division I in saves in 2016...Ranked second in the Missouri Valley Conference and 17th in NCAA Division I in saves in 2017.
  - In 2016 was a First Team All-Missouri Valley Conference relief pitcher and MVC First Team Scholar Athlete.
  - Played summer ball in the Cape Cod League in 2016 for the Falmouth Commodores, and for the Altamonte Springs Boom in 2015 where he was Florida League Reliever of the Year.

## TRANSACTIONS

- Selected by the Seattle Mariners in the fourth round of the 2017 First-Year Player Draft.
- Acquired by the St. Louis Cardinals from the Seattle Mariners in exchange for RHP Sam Tuivailala on July 27, 2018.
- Signed by the Atlanta Braves as a minor-league free agent, March 26, 2022.

## COMPLETE RECORD

Year	Club	W-L	ERA	G	GS	CG	SHO	SV	IP	H	R	ER	HR	HB	BB	SO	WP	BK
2017	Clinton	3-0	3.00	15	0	0	0	5	21.0	14	8	7	1	0	6	35	1	1
	Everett	0-0	4.50	4	0	0	0	0	4.0	2	2	2	0	1	2	7	0	0
2018	Springfield	3-1	4.32	13	0	0	0	4	16.2	13	10	8	3	0	6	20	3	0
	Modesto	5-1	1.17	31	0	0	0	9	38.1	18	10	5	1	2	15	54	3	0
2019	Memphis	3-1	4.72	21	3	0	0	0	34.1	28	18	18	3	1	19	32	7	0
	Springfield	3-3	3.78	26	0	0	0	3	33.1	34	15	14	3	1	13	43	7	0
2020	St. Louis	1-0	4.63	12	0	0	0	0	11.2	11	6	6	2	1	8	14	2	0
2021	Memphis	2-2	6.56	30	0	0	0	2	35.2	44	28	26	3	2	22	46	4	0
	St. Louis	0-0	4.63	11	0	0	0	0	11.2	13	6	6	1	1	7	11	1	0
2022	Gwinnett	1-5	3.88	43	0	0	0	3	46.1	35	23	20	3	2	16	63	7	0
<b>Minor Totals</b>		<b>20-13</b>	<b>3.92</b>	<b>183</b>	<b>3</b>	<b>0</b>	<b>0</b>	<b>26</b>	<b>229.2</b>	<b>188</b>	<b>114</b>	<b>100</b>	<b>17</b>	<b>9</b>	<b>99</b>	<b>300</b>	<b>32</b>	<b>1</b>
<b>Major Totals</b>		<b>1-0</b>	<b>4.63</b>	<b>23</b>	<b>0</b>	<b>0</b>	<b>0</b>	<b>0</b>	<b>23.1</b>	<b>24</b>	<b>12</b>	<b>12</b>	<b>3</b>	<b>2</b>	<b>15</b>	<b>25</b>	<b>3</b>	<b>0</b>





# MAX FRIED

# 54

## LEFT-HANDED PITCHER

Full Name: **Max Dorian Fried**

Bats: **Left**

Throws: **Left**

Height: **6-4**

Weight: **190**

DOB: **January 18, 1994**

Opening Day Age: **29**

Born: **Santa Monica, CA**

Resides: **Henderson, NV**

MLB Debut: **August 8, 2017**

MLB Service Time: **4.148**

Acquired: **Trade with San Diego, December 19, 2014**

Contract Status: **Signed through 2023**

## 2022

- **NL Ranks:** BB/9.0 IP (2nd, 1.55), bWAR (3rd, 5.9), ERA (3rd, 2.48), HR/9.0 IP (3rd, 0.583), WHIP (8th, 1.014), Innings (9th, 185.1)
- Completed his fourth full major league season and went 14-7 with a 2.48 ERA (51 ER/185.1 IP) in 30 games, all starts..His 185.1 innings stood as a new career-high total.
  - He finished second in National League Cy Young voting, trailing just the Marlin's Sandy Alcantara.
- His 52 wins over the past four seasons are most in the National League, and most by any left-hander in baseball.
  - Only one pitcher, the Yankees' Gerrit Cole, has more wins than Fried since the start of 2019...Cole has 56 wins.
  - Additionally, the Braves have 70 wins in games started by Fried since the beginning of 2019, the most such wins by a pitcher in the National League... Only Cole again, whose teams have won 71 of his starts, has more in the majors.
- Fried's 2.48 ERA on the season was the 10th lowest in Atlanta franchise history (since 1966), and the lowest by any Braves pitcher to qualify for the ERA title since Tom Glavine (2.47) and Greg Maddux (2.22) each had a lower mark in 1998.
  - Allowed more than three earned runs in a start three times, and allowed two earned runs or fewer in 24 of his 30 total starts (80%).
- Was named to his first career All-Star Game after being selected to the N.L. pitching staff...Joined teammates Ronald Acuna Jr., William Contreras, Travis d'Arnaud, Austin Riley and Dansby Swanson as All-Star selections...He was not active for the game.

## CAREER HIGHS

Most Innings Pitched

**9.0, 2x, last: 9/24/21, ATL at SD**

Most Runs Allowed

**8, 4/13/21, ATL vs. MIA**

Most Earned Runs Allowed

**7, 4/13/21, ATL vs. MIA**

Most Hits Allowed

**11, 7/6/19, ATL vs. MIA**

Most Home Runs Allowed

**4, 9/10/19, ATL at PHI**

Most Walks

**5, 2x, last: 7/11/22, ATL vs. NYM**

Most Strikeouts

**11, 2x, last: 8/30/19, ATL vs. CWS**

Longest winning streak

**9 games, 4/19-7/6/22**

Longest losing streak

**3 games, 9/25/17-4/27/18**



LIVE BIO



*A* Won each of his first seven decisions, becoming the first Braves starter to do so since Denny Neagle in 1997...Neagle also started 7-0.

*A* No Braves pitcher has started 8-0 since the club moved to Atlanta in 1966, and just three have done so since 1900 (Ed Brandt in 1931, Warren Spahn in 1947 and Jim Wilson in 1954).

*A* Was placed on the injured list on September 8, backdated to September 6, and missed 11 games with a left-side muscle spasm in his lumbar spine.

- Was named NL Pitcher of the Month for September 2021 after going 3-0 with a 1.54 ERA (7 ER/41.0 IP) across six starts...It was the first monthly award of his career, and he was Atlanta's first recipient since Kris Medlen in September of 2013.

*A* He fashioned a 17.0-inning scoreless streak during the month, the longest such run of his career, while Atlanta went 5-1 in his six starts.

- Came off the bench and drove a 3-1 pitch into center field to plate the winning run, July 4, 2021 giving Atlanta its fifth walk-off win of the season and second of the homestand.

*A* Since RBI became an official statistic in 1920, no Braves pinch hitter who was primarily a pitcher has had a walk-off RBI...Research courtesy of the Elias Sports Bureau.

*A* Fried batted .273/.322/.327 on the season, and his 15 hits led all pitchers in baseball.

- Combined to allow 23 hits and 14 earned runs in just 11.0 innings over his first three starts of 2021, going 0-1...Fried was placed on the Injured List with a right hamstring strain on April 14 and missed the next 18 games.

*A* Following his return, Fried went 14-6 and pitched to a 2.44 ERA (42 ER/154.2 IP)...From May 5 through the end of the season, Fried's 2.44 ERA was third best in the majors.

- Made his first career Opening Day start on April 1, 2021, holding the Phillies to six hits and two runs over 5.0 innings in Atlanta's extra-inning defeat.

*A* Was just the fourth left-hander since the club moved to Atlanta in 1966 to start on Opening Day, and the first since Tom Glavine did so for the Braves in 2002.

*A* Glavine made four such starts for Atlanta (1990, '92, '99 and '02), while Denny Lemaster (1967) and Zane Smith (1989) each made one.

- Started on May 12, 2021 vs. Toronto and allowed just two hits and one run over 6.0 innings, but was left with a no-decision in Atlanta's loss, 4-1.

*A* Was his first career interleague start that he did not win...Started his career a perfect 7-0 in seven career interleague starts, pitching to just a 2.18 ERA (10 ER/41.1 IP) and striking out 47 against the American League.

*A* Fried is one of just two pitchers since the advent of interleague play in 1997 to win each of his first seven games against the opposing league...Justin Verlander also won his first seven games, pitching to a 1.99 ERA.

- Pitched a pair of shutouts, first on August 20, 2021 at Baltimore, and again on September 24 at San Diego...The outings were the first two shutouts of his career.

*A* Fried became the first Atlanta starter with two shutouts in a single season since Shelby Miller pitched two in 2015, and the first Braves left-hander with two since Tom Glavine in 2000.

*A* Fried blanked the Orioles on just 90 pitches, and shut out the Padres on 98... Since 2000, just Greg Maddux (2000), Miller ('15) and Fried have two shutouts on fewer than 100 pitches for the Braves in a single season.

- Ended the 2021 season with 12 consecutive quality starts, the longest such run in baseball on the season...The Brewers' Brandon Woodruff and the Dodgers' Walker Buehler each had 10-game runs, the only other pitchers in the majors with a double-digit streak.

*A* His run is the longest by a Braves starter since 2011, when Tim Hudson made 12 straight quality starts from June 20 to August 21...No Braves pitcher has made 13 straight quality starts since Greg Maddux had a 19-game run in 1998.

- Made five starts during the 2021 postseason and went 2-2 with a 4.23 ERA (13 ER/27.2 IP) and 29 strikeouts...Was the winning pitcher in Game 6 of the World Series, in which Atlanta claimed the title.

*A* Has made nine career playoff starts, the fifth most in franchise history...Only Tom Glavine (32), John Smoltz (27), Greg Maddux (27) and Steve Avery (12) have more.

- Pitched 6.0 scoreless innings in Game 2 of the NLDS at Milwaukee, striking out a career-high nine.

- Also pitched 6.0 scoreless innings in Game 6 of the World Series at Houston, allowing four hits and zero walks with six strikeouts to earn the win and clinch the series for Atlanta.
  - ▲ Prior to this start, had pitched in three career postseason games in which Atlanta could clinch a series, including two starts, and was 0-2 with an 8.31 ERA (12 ER/13.0 IP)...Atlanta was winless in his three appearances before winning the World Series.
- Picked off four runners on the 2020 season, tied with SF's Tyler Anderson for most in the majors... Fried needed just 12 pickoff attempts to do so.
- Made four starts in the '20 postseason, starting Game 1 of the Wild Card Series vs. CIN, Game 1 of the NLDS vs. Miami, and Games 1 and 6 of the NLCS vs. Los Angeles...Went 0-1 with a 3.04 ERA (8 ER/23.2 IP) while Atlanta won three of the four games.
  - ▲ Pitched 7.0 scoreless innings in his Wild Card start against the Reds...Became the first Braves pitcher to throw at least 7.0 scoreless innings in the playoffs since Mike Foltynewicz in Game 2 of the 2019 NLDS vs. St. Louis, and the first left-hander to do so since Tom Glavine in Game 2 of the 2001 NLDS vs. Houston.
  - ▲ Fried threw his 7.0 scoreless innings in just 78 pitches against Cincinnati, becoming just the second Braves pitcher to go as many scoreless innings on as few of pitches in the postseason...Glavine also pitched 7.0 scoreless on just 72 pitches in Game 7 of the 1996 NLCS.
  - ▲ Fried's 7.0 scoreless in Game 1 of the Wild Card Series were followed by Ian Anderson's 6.0 scoreless innings in Game 2... They are the first Braves teammates with back-to-back scoreless starts in the playoffs since Steve Avery and John Smoltz in Game 6 and Game 7 of the 1991 NLCS vs. PIT.
- Started Game 1 of the 2020 NLCS and held the Dodgers to four hits and one run over 6.0 innings... He struck out a postseason career-high nine, tying the most by a Braves left-hander in playoff history...Mike Hampton fanned nine in Game 2 of the 2003 NLDS, and Steve Avery struck out nine twice (Game 2 of the 1991 NLCS, Game 3 of the 1992 World Series).
  - ▲ Also started Game 6 of the series and pitched 6.2 innings and threw a career-most 109 pitches...Was just the sixth 100-pitch game of his career...Fried is the first Braves starter to pitch at least 6.2 innings in a potential clincher since Mike Hampton in Game 5 of the 2003 NLDS.
- Was 24-6 from 2019-20, and his 24 wins in that span were most in the majors by a left-hander, one more than Seattle's Marco Gonzalez.
  - ▲ Only one pitcher, the Yankees Gerrit Cole, had more wins than Fried since the start of last year...Cole has 27 wins.
  - ▲ Since his major league debut on August 8, 2017, his 14 pickoffs are tied for most in the majors, and he has been successful on 19% (14-for-74) of his attempts...In that same span, all of baseball has picked off 720 runners on 43,006 attempts (0.017%).
  - ▲ Became the first Braves pitcher since Kevin Millwood in 1999 to pick off two runners in the same inning when he did so on May 28, 2018 vs. NYM...Millwood did it on July 18, 1999 at TOR...Between Millwood's two pickoffs and Fried's game, only six other major league pitchers accomplished the feat, with MIN's Kyle Gibson doing it last on September 7, 2016 vs. KC.
- Played his first full major league season in 2019 and went 17-6 with a 4.02 ERA (74 ER/165.2 IP) in 33 games, including 30 starts...His 17 wins were second most in the National League.
  - ▲ His 17 wins were most in the National League by a left-hander, and second most in the majors among lefties...Boston's Eduardo Rodríguez won 19 games.
- Fried's 17 wins were most by an Atlanta left-hander since 2002, when Hall-of-Famer Tom Glavine won 18 games.
- Opened the 2019 season with 16.2 innings without allowing an earned run, before Arizona scored twice in the fourth inning of his start on April 16...It was the longest streak without an earned run to open the season by a Braves pitcher since 2013 (Paul Maholm, 25.1 IP)
  - ▲ Set then-career highs in innings pitched and strikeouts, June 30, 2018 at STL, fanning 11 over 6.2 innings...Allowed just four hits and three walks to earn his lone win of the season.
  - ▲ Became the seventh pitcher in Atlanta franchise history to record double-digit strikeouts within his first 15 career games, and the first to do so since Aaron Blair fanned 10 on October 1, 2016 vs. DET.
- The Braves recalled him from Double-A Mississippi on August 5, 2017 and he made his MLB debut on August 8 vs. PHI...Tossed 2.0 scoreless innings out of the bullpen...Fanned PHI's Cameron Perkins for his first major league strikeout.

- Appeared in three more games, all in relief, for the Braves and allowed four runs in 4.2 innings (7.71 ERA) with no decisions before the club optioned him to Triple-A Gwinnett on August 23...Returned to the Braves for the remainder of the season on 9/1.

✎ Made his first career start on September 3 at CHI and earned the 5-1 victory after going 5.0 innings and allowing one run and four hits...Of the four Braves to make their first career start in 2017, Fried was the only one to win.

✎ Joined with Luiz Gohara and Sean Newcomb to become the first trio of rookie left-handers to start for the Braves since 1945, when Bob Logan, Lefty Wallace and Bob Whitcher did it.

- Has made four trips to the injured list in his career, missing time in each of the last three seasons with blister, groin and back injuries.

✎ While in the minors, missed the entire 2015 season recovering from Tommy John surgery.

## MINOR LEAGUE NOTES

- Has pitched across parts of six seasons in the minor leagues, going 19-33 with a 4.18 ERA (195 ER/420.1 IP) between Atlanta's and San Diego's systems.
- Pitched for Double-A Mississippi and Triple-A Gwinnett in **2017** and appeared for the Peoria Javelinas in the Arizona Fall League following the season.

✎ Earned Southern League Pitcher of the Week honors during the season and earned the honor again with Peoria during the fall.

✎ Was named to the All-Prospect team in the Arizona Fall League.

- Played his first full professional season with Single-A Fort Wayne in **2013** and went 6-7 with a 3.49 ERA (46 ER/118.2 IP) across 23 starts.

✎ Was named an Organization All-Star by MiLB.com.

## AMATEUR

- Attended Harvard-Westlake High School in Studio City, Calif. for his senior year, where he was teammates with Chicago-AL's Lucas Giolito.
- Began his high school career at Montclair College Preparatory School in Van Nuys, Calif...The school cut all athletics after Fried's junior season.
- Committed to UCLA, but opted to sign.

## TRANSACTIONS

- Selected by the San Diego Padres in the first round (seventh overall) of the 2012 First-Year Player Draft...Signed by Brent Mayne.
- Acquired by the Atlanta Braves along with INF Jace Peterson, OF Dustin Peterson and OF Mallek Smith from the San Diego Padres in exchange for OF Justin Upton and RHP Aaron Northcraft on December 19, 2014.
- On Atlanta's disabled list (blister on his left third finger) from July 6 to July 29, 2018; included rehabilitation assignment to Mississippi (AA) and Gwinnett (AAA).
- On Atlanta's disabled list (left groin strain) from August 7 to August 27, 2018; included rehabilitation assignment to Gwinnett (AAA).
- On Atlanta's injured list (left index finger blister) from July 16 to July 27, 2019.
- On Atlanta's injured list (left-side muscle spasm in his lumbar spine) from September 6 to September 17, 2020.
- On Atlanta's 60-day injured list (right hand fracture) from May 17 to August 17, 2021; including injury rehabilitation assignments to the Rome (A) and Gwinnett (AAA)



## COMPLETE RECORD

Year	Club	W-L	ERA	G	GS	CG	SHO	SV	IP	H	R	ER	HR	HB	BB	SO	WP	BK
2012	AZL Padres	0-1	3.57	10	9	0	0	0	17.2	14	9	7	1	1	6	17	5	0
2013	Fort Wayne	6-7	3.49	23	23	0	0	0	118.2	107	54	46	7	8	56	100	10	3
2014	AZL Padres	0-0	5.40	3	3	0	0	0	5.0	8	3	3	0	0	3	8	0	0
	Fort Wayne	0-1	4.76	2	2	0	0	0	5.2	7	3	3	1	0	2	2	0	0
2015									Injured - Did Not Pitch									
2016	Rome	8-7	3.93	21	20	0	0	0	103.0	87	52	45	10	4	47	112	11	3
2017	Mississippi	2-11	5.92	19	19	0	0	0	86.2	88	61	57	8	7	43	85	6	2
	Atlanta	1-1	3.81	9	4	0	0	0	26.0	30	15	11	3	4	12	22	0	0
	Gwinnett	0-0	0.00	2	2	0	0	0	6.0	1	0	0	0	0	2	6	1	0
2018	Mississippi	1-0	0.00	2	2	0	0	0	11.1	4	0	0	0	0	4	16	1	0
	Gwinnett	2-6	4.61	13	13	0	0	0	66.1	66	36	34	4	5	30	71	3	2
	Atlanta	1-4	2.94	14	5	0	0	0	33.2	26	12	11	3	2	20	44	2	0
2019	Atlanta	17-6	4.02	33	30	1	0	0	165.2	174	80	74	21	5	47	173	11	1
2020	Atlanta	7-0	2.25	11	11	0	0	0	56.0	42	14	14	2	4	19	50	1	1
2021	Atlanta	14-7	3.04	28	28	2	2	0	165.2	139	61	56	15	7	41	158	7	0
2022	Atlanta	14-7	2.48	30	30	0	0	0	185.1	156	55	51	12	4	32	170	9	0
<b>Minor Totals</b>		<b>19-33</b>	<b>4.18</b>	<b>95</b>	<b>93</b>	<b>0</b>	<b>0</b>	<b>0</b>	<b>420.1</b>	<b>382</b>	<b>218</b>	<b>195</b>	<b>31</b>	<b>25</b>	<b>193</b>	<b>417</b>	<b>37</b>	<b>10</b>
<b>Major Totals</b>		<b>54-25</b>	<b>3.09</b>	<b>125</b>	<b>108</b>	<b>3</b>	<b>2</b>	<b>0</b>	<b>632.1</b>	<b>567</b>	<b>237</b>	<b>217</b>	<b>56</b>	<b>26</b>	<b>171</b>	<b>617</b>	<b>30</b>	<b>2</b>





# VAUGHN GRISSOM

# 18

## INFIELDER

Full Name: **Vaughn Anthony Grissom**

Bats: **Right**

Throws: **Right**

Height: **6-3**

Weight: **180**

DOB: **January 5, 2001**

Opening Day Age: **22**

Born: **Orlando, FL**

Resides: **Chuluota, FL**

MLB Debut: **August 10, 2022**

MLB Service Time: **0.057**

Acquired: **Braves' 11th-round pick in 2019**

Contract Status: **Signed through 2023**

## 2022

- 22-year-old Vaughn Grissom played in his first major league season in 2022...He hit .291 (41-for-141) with five home runs, 18 RBI and 24 runs scored.
- Reached base in 13 of his first 14 career games, the first Brave to do so since Tommy La Stella in 2014.
  - Also hit .420 (21-for-50) in his first 14 major league games...The last Atlanta rookie to match that mark through 14 career games (min. 30 PA) was George Jackson, who hit .456 (26-for-57) through 14 games in his 1911 rookie campaign.
- Grissom's eight multi-hit efforts in his first 14 career games were tied for the most through 14 games in modern-era Braves history...First to do it since George Jackson in 1911.
- Scored a run in each of his first six career games...On August 14, became the first player in modern-era franchise history to score a run in each of his first four career games.
- Hit a two-run home run over the Green Monster at Fenway Park in his MLB debut...Drove in minor league teammate Michael Harris II, who was on first base.

## MINOR LEAGUE NOTES

- Split the 2021 season between High-A Rome and Low-A Augusta, combining to post a .319 batting average (101-for-317) with 17 doubles, four triples, seven home runs and 43 RBI.
  - Appeared at all three outfield positions as well as designated hitter.
- Entered 2022 as Atlanta's No. 7 prospect, according to MLB.com.

## CAREER HIGHS

Most Runs

**2, 4x, last: 9/7/22, ATL at OAK**

Most Hits

**4, 9/6/22, ATL at OAK**

Most Doubles

**1, 6x, last: 10/5/22, ATL at MIA**

Most Triples

--

Most Home Runs

**1, 5x, last: 9/7/22, ATL at OAK**

Most RBI

**3, 8/17/22, ATL vs. NYM**

Most Walks

**2, 8/14/22, ATL at MIA**

Most Stolen Bases

**1, 5x, last: 9/10/22, ATL at SEA**

Longest Hitting Streak

**6 games, 9/1-9/7/22**



LIVE BIO

- Was added to Atlanta's 60-man player pool on July 19, 2020...Spent the rest of the season at the club's alternate training site.
  - Ended the season ranked by MLB.com as the Braves' No. 22 prospect.
- In 2019, led the GCL Braves in games played (44), runs scored (22), hits (46), total bases (64), doubles (7) and RBI (23).
  - Was named by the organization as the club's Player of the Month for August after hitting .333/.410/.364 (22-for-66) with 11 RBI and more walks (9) than strikeouts (8).

## PERSONAL

- Grew up with Detroit top prospect Riley Greene, whom he was teammates with at Hagerty HS... Have known each other since they were 12 years old...Played against each other in Little League.

## TRANSACTIONS

- Placed on the Injured list on June 27, 2021 with Triple-A Augusta due to a left hamstring strain.
- Selected by the Braves in the 11th round of the 2019 MLB First-Year Player Draft.

## AMATEUR

- Played high school baseball at Paul J. Hagerty HS in Oviedo, Fla.

## COMPLETE RECORD

Year	Club	AVG	G	AB	R	H	2B	3B	HR	RBI	SH	SF	HP	BB	SO	SB-CS	OBP	SLG	E
2019	GCL Braves	.288	44	160	22	46	7	1	3	23	1	3	4	16	27	3-0	.361	.400	10
2021	Augusta	.311	75	280	52	87	15	4	5	33	2	2	10	34	49	13-3	.402	.446	11
	Rome	.378	12	37	12	14	2	0	2	10	0	2	2	11	5	3-0	.519	.595	5
2022	Rome	.312	74	298	62	93	17	1	11	55	0	0	14	32	40	20-4	.404	.487	9
	Mississippi	.363	22	91	10	33	3	1	3	12	0	0	3	4	14	7-1	.408	.516	4
	Atlanta	.291	41	141	24	41	6	0	5	18	0	1	3	11	34	5-2	.353	.440	4
<b>Minor Totals</b>		<b>.308</b>	<b>131</b>	<b>477</b>	<b>86</b>	<b>147</b>	<b>24</b>	<b>5</b>	<b>10</b>	<b>66</b>	<b>3</b>	<b>7</b>	<b>16</b>	<b>61</b>	<b>81</b>	<b>19-3</b>	<b>.399</b>	<b>.442</b>	<b>33</b>
<b>Major Totals</b>		<b>.291</b>	<b>41.0</b>	<b>141</b>	<b>24.0</b>	<b>41.0</b>	<b>6</b>	<b>0</b>	<b>5</b>	<b>18</b>	<b>0</b>	<b>1</b>	<b>3</b>	<b>11</b>	<b>34</b>	<b>5-2</b>	<b>.353</b>	<b>.440</b>	<b>4</b>





# MICHAEL HARRIS II

# 23

## OUTFIELDER

Full Name: **Michael Machion Harris II**

Bats: **Left**

Throws: **Left**

Height: **6-0**

Weight: **195**

DOB: **March 7, 2001**

Opening Day Age: **22**

Born: **Dekalb, GA**

Resides: **Ellenwood, GA**

MLB Debut: **May 28, 2022**

MLB Service Time: **0.131**

Acquired: **Braves' third-round (98th overall) pick in 2019**

Contract Status: **Signed through 2022**

## 2022

- **Awards:** National League Rookie of the Year, National League Rookie of the Month (3x), *Baseball America* MLB All-Rookie Team.
- **NL Ranks:** Stolen bases (T9th, 20)
- 21-year-old Michael Harris II played his first major league season in 2022...He finished with a .297 batting average (123-for-414), 19 home runs, 64 RBI and 75 runs scored.
- On August 16, the club announced Harris II signed an eight-year contract extension, including club options for 2031 & 2032.
- Among rookies with at least 300 plate appearances, ranked highly in multiple categories: Slugging Percentage (1st, .514), OPS (2nd, .853), Batting Average (2nd, .297), RBI (4th, 64), Runs (4th, 75), Stolen Bases (4th, 20), Home Runs (T4th, 19), On-Base Percentage (6th, .339)
- Hit .383 (36-for-94) with runners in scoring position, third-best in MLB (min. 400 PA) behind Freddie Freeman (LAD, .391) and Joc Pederson (SF, .388).
  - The rookie to match Harris' .383 batting average with RISP (min. 400 PA) was Oakland's Jemile Weeks, who hit .395 (32-for-81) in those situations in 2011.
  - Last N.L. rookie was Todd Helton (COL), who hit .386 (51-for-132) with RISP during the '98 season.
- Was named National League Rookie of the Month in June, August and September.
  - The last players to win three Rookie of the Month awards in the same season were Yordan Álvarez and Pete Alonso, who each did it in 2019...Álvarez won it in the American League from June-August, while Alonso won it in the National League in April, June and September.

## CAREER HIGHS

Most Runs

**3, 7/8/22, ATL vs. WSH**

Most Hits

**4, 2x, last: 8/28/22, ATL at STL**

Most Doubles

**2, 8/26/22, ATL at STL**

Most Triples

**1, 3x, last: 9/27/22, ATL at WSH**

Most Home Runs

**2, 9/11/22, ATL at SEA**

Most RBI

**4, 2x, last: 9/11/22, ATL SEA**

Most Walks

**2, 3x, last: 9/25/22, ATL at PHI**

Most Stolen Bases

**3, 7/16/22, ATL at WSH**

Longest Hitting Streak

**15 games, 8/22-9/9/22**



LIVE BIO

- In "Late & Close" situations, Harris hit .406/.449/.719 (26-for-64) with five doubles, five home runs, 13 RBI and a 1.168 OPS.
  - Harris is only the sixth player, 21-or-younger, in modern MLB history (since 1901) to bat above .400 in late & close situations (min. 400 PA), and the first since Hall-of-Famer Ted Simmons (STL) hit .410 in such situations in 1971.
  - "Late & Close" situations are defined as plate appearances occurring in the seventh inning or later with the batting team tied, ahead by one, or the tying run at least on deck.
- Posted a 4.8 fWAR this season, the second-highest by a Braves rookie hitter in modern franchise history...Rico Carty accumulated 4.9 fWAR in his rookie 1964 season.
  - On the pitching side, Irv Young (5.6 fWAR, 1905) and Spencer Strider (4.8 fWAR, 2022) have also reached Harris' mark.
- Hit .489 (22-for-45) on the first pitch this season, good for second in the NL and sixth in MLB among all players (min. 400 PA)...Riley Greene (DET, .500) was the only rookie ahead of him.
  - The last Brave to eclipse .489 on the first pitch (min. 400 PA) was Freddie Freeman, who hit .494 on the initial offering in 2016.

- Appeared in two exhibition games during summer camp in July...Went 1-for-4 (.250) with one RBI and two strikeouts.
- Ended the 2020 season ranked by MLB.com as Atlanta's No. 12 prospect.
- Split his first professional season in 2019 between rookie-level GCL and Single-A Rome, batting .277 (53-for-191) with two home runs, 27 RBI, eight stolen bases and 26 runs scored in 53 games.
- Named by the organization as the 2019 GCL Braves' Player of the Year...Led the team in batting average (.349), on-base percentage (.403), slugging percentage (.514) and OPS (.917).
  - Also tabbed as the club's Player of the Month for July...Batted .379/.423/.561 in 19 games that month.

## AMATEUR

- Graduated from Stockbridge (GA) High School, approximately 40 miles southeast of Truist Park.
  - Was a two-way player...On the mound, the left-hander struck out 172 of the 469 batters he faced (36.7%), while posting a 1.87 ERA in his senior season...At the plate, the switch-hitter had a career .442 batting average in 74 games.

## TRANSACTIONS

- On August 16, 2022, the club announced Harris II signed an eight-year contract extension, including club options for 2031 & 2032.
- Selected by the Braves in the third round (98th overall) of the 2019 First-Year Player Draft.

## MINOR LEAGUE NOTES

- Spent the entire 2021 season at High-A Rome, posting a .294 batting average (110-for-374) with 26 doubles, three triples, seven home runs and 64 RBI.
  - Appeared at all three outfield positions as well as designated hitter.
- Entered the 2022 system as the No. 1 prospect in Atlanta's farm system, according to MLB.com.
- Added to Atlanta's 60-man player pool on 7/15/20...Spent the rest of the season at the club's alternate training site.

## COMPLETE RECORD

Year	Club	AVG	G	AB	R	H	2B	3B	HR	RBI	SH	SF	HP	BB	SO	SB-CS	OBP	SLG	E
2019	GCL Braves	.349	31	109	15	38	6	3	2	16	0	0	1	9	20	5-2	.403	.514	3
2019	Rome	.183	22	82	11	15	2	1	0	11	0	1	1	9	22	3-0	.269	.232	0
2021	Rome	.294	101	374	55	110	26	3	7	64	0	4	7	35	76	27-4	.362	.436	3
2022	Mississippi	.305	43	174	33	53	16	2	5	33	0	2	3	17	39	11-3	.372	.506	1
	Atlanta	.297	114	414	75	123	27	3	19	64	1	0	5	21	107	20-2	.339	.514	2
<b>Minor Totals</b>		<b>.292</b>	<b>197</b>	<b>739</b>	<b>114</b>	<b>216</b>	<b>50</b>	<b>9</b>	<b>14</b>	<b>124</b>	<b>0</b>	<b>7</b>	<b>12</b>	<b>70</b>	<b>157</b>	<b>46-9</b>	<b>.360</b>	<b>.441</b>	<b>10</b>
<b>Major Totals</b>		<b>.297</b>	<b>114</b>	<b>414</b>	<b>75</b>	<b>123</b>	<b>27</b>	<b>3</b>	<b>19</b>	<b>64</b>	<b>1</b>	<b>0</b>	<b>5</b>	<b>21</b>	<b>107</b>	<b>20-2</b>	<b>.339</b>	<b>.514</b>	<b>2</b>

**NON-ROSTER INVITEE**

# ADEINY HECHAVARRÍA

**56****INFIELDER**Full Name: **Adeiny Hechavarría**Bats: **Right**Throws: **Right**Height: **6-0**Weight: **195**DOB: **March 15, 1989**Opening Day Age: **33**Born: **Santiago de Cuba, Cuba**Resides: **Weston, FL**MLB Debut: **August 4, 2012**MLB Service Time: **8.037**Acquired: **Signed as minor league free agent, February 1, 2023**Contract Status: **Signed through 2023**

## 2022

- Has not appeared on a major league roster since 2020...Spent the last two seasons competing for Chiba Lotte of the Japan Pacific League.
  - Between the JPL and his Puerto Rican winter league club, batted .231 (81-for-350) with five homers and 31 RBI.

## MAJOR LEAGUE NOTES

- Played in his eighth major league season in 2019, split the campaign between the Mets and Braves, combining to hit .241/.299/.443 (49-for-203) with a single-season career most nine home runs and 33 RBI in 84 games...The .443 slugging percentage also a single-season career best.
  - Posted an .871 OPS against left-handed pitching, slashing .261/.306/.565...Hit four home runs against southpaws, nearly half the amount he hit against righties, in three and a half times fewer plate appearances...Had a .704 OPS against same-handed pitchers.
  - Batted .280 (14-for-50) with runners in scoring position and had an .847 OPS, totals that were both the best of his career...Had six extra-base hits (3 2B, 3 HR) and 24 RBI in those situations.
  - Appeared defensively at second base (29 games, 20 starts), shortstop (27 games, 12 starts) and third base (nine games, six starts).
- Released from the Mets on 8/14/19, and signed with Atlanta two days later, 8/16...Hit .328 (20-for-61) with a 1.039 OPS in 24 games with Atlanta.
  - Made 15 starts with the Braves and batted .296/.377/.593 (16-for-54) with nine extra-base hits (5 2B, 1 3B, 3 HR) and 11 RBI...Hit safely in 11 of those contests.

## CAREER HIGHS

Most Runs

**3, 7/14/18, TB at MIN**

Most Hits

**4, 6x, last: 6/30/17, TB at BAL**

Most Doubles

**2, 3x, last: 7/17/19, NYM at MIN**

Most Triples

**2, 8/24/14, MIA at COL**

Most Home Runs

**2, 9/29/19, ATL at NYM**

Most RBI

**7, 5/5/13, MIA at PHI**

Most Walks

**2, 3x, last: 8/19/18, PIT vs. CHI**

Most Stolen Bases

**1, 35x, last: 9/8/18, NYY at SEA**

Longest Hitting Streak

**13 games, 8/5-8/20/15****LIVE BIO**

- From 2015-18, when he primarily played shortstop, had 26 DRS, according to FanGraphs... Andrelton Simmons (96), Brandon Crawford (54) and Francisco Lindor (46) were the only shortstops who had more in that time.
- Was the only player in baseball with at least five triples in each season from 2013-17...His 35 triples over that span ranked second in the majors, one shy of Dee Gordon (36).
- Was the N.L. Player of the Week for the period of 4/20-26/2015 with Miami, his first career weekly honor...Hit .500/.520/.750 (12-for-24) with one double, one triple, one home run and 10 RBI.
- Recorded a single-game career high seven RBI on 5/5/2013 at Philadelphia...His seven RBI were the most by a rookie shortstop since Hall-of-Famer Travis Jackson had eight for the New York Giants on 8/4/1923 at Cincinnati.
  - *A* At the time, it tied Miami's franchise record for most RBI in a game (fourth overall time).
  - *A* It was the most RBI for any rookie in the majors since the Cubs' Geovany Soto also had seven on 8/26/2008 at Pittsburgh.
  - *A* Had a bases loaded triple in the first inning and a grand slam in the third inning.
- Made his MLB on 8/4/2012 at OAK while with TOR.
  - *A* His first career hit came on 8/7 at Tampa Bay, a single off James Shields.
  - *A* His first career homer came on 8/28 at New York-AL, off RH Phil Hughes.

## MINOR LEAGUE HIGHLIGHTS

- Named an Eastern League Mid- and Post-Season All-Star with New Hampshire, Toronto's Double-A affiliate, in 2011.
- Tabbed a Pacific Coast League Mid- and Post-Season All-Star with Triple-A Las Vegas in 2012... Was also named the team's Most Valuable Player.

## AMATEUR

- Was originally signed by the Toronto Blue Jays out of Cuba, by current Braves' Executive Vice President, General Manager, Alex Anthopoulos.

## PERSONAL

- Sent his hometown of Santiago, Cuba \$15,000 worth of Adidas footwear in the offseason leading into the 2018 season.
- His favorite players growing up were Derek Jeter and Germán Mesa, a Cuban shortstop nicknamed El Imán, or "The Magnet," for his fielding abilities.

## TRANSACTIONS

- Signed as a free agent by TOR, April 13, 2010.
- Acquired by the Miami Marlins along with RHP Henderson Álvarez, RHP Anthony DeSclafani, INF Yunel Escobar, OF Jake Marisnick, C Jeff Mathis and LHP Justin Nicolino from the Toronto Blue Jays in exchange for INF/OF Emilio Bonifacio, C John Buck, LHP Mark Buehrle, RHP Josh Johnson and INF José Reyes on November 19, 2012.
- On Miami's disabled list (right elbow contusion), from April 17 to May 2, 2013.
- On Miami's disabled list (right triceps strain), from June 21 to July 6, 2014.
- On Miami's disabled list (left oblique strain), from April 9 to April 20, 2017.
- On Miami's disabled list (right oblique strain), from May 10 to June 27, 2017.
- Acquired by the Tampa Bay Rays from the Miami Marlins in exchange for RHP Ethan Clark and OF Braxton Lee on June 26, 2017.
- On Tampa Bay's disabled list (right hamstring strain), from May 18 to June 17, 2018.
- Acquired by the Pittsburgh Pirates along with cash from the Tampa Bay Rays in exchange for RHP Matt Seelinger on August 6, 2018.
- Acquired by the New York Yankees along with cash from the Pittsburgh Pirates in exchange for a player to be named later on August 31, 2018.
- Signed by the New York Mets to a minor-league contract on February 20, 2019.
- Signed by the Atlanta Braves to a one-year major league contract on August 16, 2019.
- Signed by the Atlanta Braves to a one-year major league contract on January 16, 2020.

## COMPLETE RECORD

Year	Club	AVG	G	AB	R	H	2B	3B	HR	RBI	SH	SF	HP	BB	SO	SB-CS	OBP	SLG	E
2010	Dunedin	.193	41	161	21	31	7	3.0	1	7	1	0	0	5	25	7-0	.217	.292	9
	New Hampshire	.273	61	253	36	69	11	1.0	3	34	1	5	2	12	40	6-3	.305	.360	11
2011	New Hampshire	.235	111	464	58	109	22	6.0	6	46	4	6	3	25	78	19-13	.275	.347	11
	Las Vegas	.389	25	108	16	42	6	2.0	2	11	0	0	0	8	21	1-2	.431	.537	4
2012	Las Vegas	.312	102	443	78	138	20	6.0	6	63	3	5	1	38	86	8-2	.363	.424	18
	Toronto	.254	41	126	10	32	8	0.0	2	15	5	1	1	4	32	0-0	.280	.365	3
2013	Jupiter	.429	2	7	0	3	1	0.0	0	1	0	0	0	2	1	1-0	.556	.571	0
	Miami	.227	148	543	30	123	14	8.0	3	42	4	1	0	30	96	11-10	.267	.298	15
2014	Jupiter	.125	2	8	0	1	1	0.0	0	0	0	0	0	0	1	0-0	.125	.250	0
	Miami	.276	146	536	53	148	20	10.0	1	34	4	6	1	26	86	7-5	.308	.356	14
2015	Miami	.281	130	470	54	132	17	6.0	5	48	0	4	2	23	78	7-2	.315	.374	9
	Miami	.236	155	508	52	120	17	6	3	38	2	3	1	33	73	1-0	.283	.311	13
2017	Jupiter	.304	8	23	1	7	0	0	0	1	0	0	1	3	1	1-1	.407	.304	2
	Jacksonville	.222	3	9	1	2	0	0	0	0	0	0	0	0	0	1-0	.222	.222	0
	Miami	.277	20	65	8	18	2	1	1	6	1	0	0	1	9	0-0	.288	.385	0
	Tampa Bay	.257	77	265	29	68	12	4	7	24	1	2	1	12	58	4-1	.289	.411	4
2018	Charlotte	.125	2	8	0	1	0	0	0	1	0	0	0	0	3	0-0	.125	.125	0
	Durham	.500	1	2	0	1	0	0	0	0	0	0	0	2	0	0-0	.750	.500	0
	Tampa Bay	.258	61	217	29	56	7	0	3	26	2	6	0	12	37	1-0	.289	.332	2
	Pittsburgh	.233	15	43	2	10	4	0	1	3	0	1	0	3	11	0-0	.277	.395	1
	New York (AL)	.194	18	36	3	7	0	0	2	2	0	0	0	1	10	1-0	.216	.361	1
2019	Syracuse	.348	25	92	15	32	9	0	0	17	0	3	1	6	14	2-1	.382	.446	2
	New York (NL)	.204	60	142	20	29	7	0	5	18	0	0	1	8	33	3-1	.252	.359	5
	Atlanta	.328	24	61	14	20	5	1	4	15	0	1	2	6	15	0-0	.400	.639	1
2020	Atlanta	.254	27	59	7	15	3	0	0	2	0	0	0	4	12	0-0	.302	.305	4
<b>Minor Totals</b>		<b>.276</b>	<b>383</b>	<b>1578</b>	<b>226</b>	<b>436</b>	<b>77</b>	<b>18</b>	<b>18</b>	<b>181</b>	<b>9</b>	<b>19</b>	<b>8</b>	<b>101</b>	<b>270</b>	<b>46-22</b>	<b>.319</b>	<b>.382</b>	<b>33</b>
<b>Major Totals</b>		<b>.253</b>	<b>922</b>	<b>3071</b>	<b>311</b>	<b>778</b>	<b>116</b>	<b>36</b>	<b>37</b>	<b>273</b>	<b>19</b>	<b>25</b>	<b>9</b>	<b>163</b>	<b>550</b>	<b>35-19</b>	<b>.291</b>	<b>.351</b>	<b>72</b>







# SAM HILLIARD

# 14

## OUTFIELDER

Full Name: **Samuel Beauman Hilliard**

Bats: **Left**

Throws: **Left**

Height: **6-5**

Weight: **236**

DOB: **February 12, 1994**

Opening Day Age: **29**

Born: **Mansfield, TX**

Resides: **Westworth Village, TX**

MLB Debut: **August 27, 2019**

MLB Service Time: **2.094**

Acquired: **Trade with Colorado, November 6, 2022**

Contract Status: **Signed through 2023**

## 2022

- Made his third consecutive Opening Day roster with Colorado.
- Appeared in 70 games for Colorado and played all three outfield positions...Made just one error in 470.0 innings in the field.
- Was caught stealing for the first time in his career on April 18, 2022...Had stolen his first 10 career bases without getting caught.
  - Became the second Rockie in history to start his career with 10 or more swiped bags and no caught stealings, joining Josh Rutledge (2012-13, 19 SB).
- Tied his career high with four RBI on May 14 vs. Kansas City.

## MAJOR LEAGUE NOTES

- Made his second-consecutive Opening Day roster in 2021.
- Hit a game-tying solo home run with two outs in the ninth inning on April 6, 2021 vs. Arizona.
  - Marked the third time in franchise history, and second in his career, that a Rockies player hit a game-tying solo home run with two outs in the bottom of the ninth.
- Hit a home run for his first major league hit in his debut on Aug. 27, 2019 vs. Boston, the eighth player in Rockies franchise history to hit a home run in his debut and the ninth to hit one for his first hit.
- Hit four home runs through six games August 1-8, 2021 ... Also homered in consecutive games for the third and fourth times of his career, August 1-3 and October 1-2.

## CAREER HIGHS

Most Runs

**3, 2x, last: 7/13/22, COL vs. SD**

Most Hits

**4, 8/20/20, COL vs. HOU**

Most Doubles

**2, 2x, last: 8/6/21, COL vs. MIA**

Most Triples

**1, 7x, last: 4/28/22, COL at PHI**

Most Home Runs

**2, 9/18/19, COL vs. NYM**

Most RBI

**4, 2x, last: 5/14/22, COL vs. KC**

Most Walks

**3, 8/11/22, COL vs. STL**

Most Stolen Bases

**2, 9/29/19, COL vs. MIL**

Longest Hitting Streak

**6 games, 9/28/21-4/9/22**



- Hit a go-ahead pinch-hit home run in the ninth inning July 23 at Dodger Stadium, his first career go-ahead pinch-hit homer... Had a career-high six pinch hits in 2021 with one triple and two home runs (6-for-20; .300).
- Recorded a career-high four RBI on Aug. 3 against CHC...Tied that total on May 14, 2021 versus KC.
- Three of his six home runs in 2020 and five of his 13 career home runs prior to 2021 came at Dodger Stadium...Per the Elias Sports Bureau, became the first visiting player to ever hit five or more home runs at Dodger Stadium as a rookie.
- Hit a home run for his first major league hit on Aug. 27, 2019 vs. Boston, a two-run home run off Josh Smith...Became the eighth player in Rockies history to hit a home run in his debut and the ninth to hit a homer as his first major league hit.
  - Hit home runs in each of his first two major league starts, joining Jason Bates (1995), Todd Helton (1997) and Trevor Story (2016) as the only players in franchise history to do so.

- In 2018, was named a Mid-Season All-Star in the Eastern League in his first season with Double-A Hartford.
- Named a California League Mid-Season All-Star in 2017.
  - Ranked second in the California League in games played (133) and RBI (92), and third in stolen bases (37).
- One of five players in the Minor Leagues with at least 20 home runs and 30 stolen bases.
- Named a Low-A South Atlantic League Mid-Season All-Star in 2016.

## AMATEUR

- Attended Crowder College (MO) and Wichita State University.

## PERSONAL

- Father played football at University of Texas, and mother was Miss Texas 1984 and runner-up to Miss America.
- Hilliard and his family support the ALS Therapy Development Institute (ALS TDI) and help raise awareness.

## TRANSACTIONS

- Acquired by Atlanta from Colorado on November 6, 2022 in exchange for right-handed pitcher Dylan Spain.
- Placed on the seven-day Injured List on May 24, 2018 with a left foot contusion.
- Selected by the Colorado Rockies in the 15th round (437th overall) of the 2015 First-Year Player Draft...Also chosen by Minnesota in the 31st round of the 2014 draft out of Crowder College, but did not sign.

## MINOR LEAGUE NOTES

- Named to a Minor League All-Star team each season 2016-19.
- In 2019 was named to the All-Pacific Coast League Team after batting .262 with 29 doubles, seven triples, 35 home runs and 101 RBI with Triple-A Albuquerque.
  - His 109 runs scored and 71 extra-base hits were the most in Isotopes history, while his 35 home runs were tied for second.

## COMPLETE RECORD

Year	Club	AVG	G	AB	R	H	2B	3B	HR	RBI	SH	SF	HP	BB	SO	SB-CS	OBP	SLG	E
2015	Grand Junction	.306	60	222	45	68	13	8	7	42	0	4	0	36	55	12-4	.397	.532	4
2016	Asheville	.267	127	461	71	123	23	5	17	83	4	3	3	56	150	30-12	.348	.449	2
2017	Lancaster	.300	133	536	95	161	23	7	21	92	5	4	2	50	154	37-17	.360	.487	2
2018	Hartford Yard	.262	121	435	58	114	22	3	9	40	4	2	2	41	151	23-14	.327	.389	4
2019	Albuquerque	.262	126	500	109	131	29	7	35	101	0	3	2	54	164	22-5	.335	.558	2
	Colorado	.273	27	77	13	21	4	2	7	13	0	0	1	9	23	2-0	.356	.649	2
2020	Colorado	.210	36	105	13	22	2	2	6	10	0	0	0	9	42	3-0	.272	.438	0
2021	Albuquerque	.239	53	188	31	45	12	2	14	37	0	1	1	23	61	6-1	.324	.548	1
	Colorado	.215	81	214	32	46	7	2	14	34	0	0	1	23	87	5-0	.294	.463	0
2022	Albuquerque	.308	37	133	27	41	5	2	13	32	0	2	2	21	39	4-1	.405	.669	0
	Colorado	.184	70	174	26	32	6	1	2	14	0	2	1	23	57	5-1	.280	.264	0
<b>Minor Totals</b>		<b>.276</b>	<b>657</b>	<b>2475</b>	<b>436</b>	<b>683</b>	<b>127</b>	<b>34</b>	<b>116</b>	<b>427</b>	<b>13</b>	<b>19</b>	<b>12</b>	<b>281</b>	<b>774</b>	<b>134-54</b>	<b>.350</b>	<b>.495</b>	<b>15</b>
<b>Major Totals</b>		<b>.212</b>	<b>214</b>	<b>570</b>	<b>84</b>	<b>121</b>	<b>19</b>	<b>7</b>	<b>29</b>	<b>71</b>	<b>0</b>	<b>2</b>	<b>3</b>	<b>64</b>	<b>209</b>	<b>15-1</b>	<b>.294</b>	<b>.423</b>	<b>2</b>



NON-ROSTER INVITEE

# JOE HUDSON

71

## CATCHER

Full Name: **Joseph Thaddeus Hudson**Bats: **Right**Throws: **Right**Height: **6-0**Weight: **210**DOB: **May 21, 1991**Opening Day Age: **31**Born: **Tampa, FL**Resides: **Lutz, FL**MLB Debut: **September 8, 2018** MLB Service Time: **0.131**Acquired: **Signed as a minor league free agent, December 5, 2022**Contract Status: **Signed through 2023**

## 2022

- Played 49 games for Tampa Bay's Triple-A Durham, posting a .226 average (31-for-137) with 11 home runs, 27 RBI and 24 runs.
- Caught 37 games for the Bulls and logged a .994 fielding percentage.

## MAJOR LEAGUE NOTES

- Appeared in nine games for Seattle during the abbreviated 2020 campaign.
- Made MLB debut on September 8, 2018 with Los Angeles-AL...Picked up his first big league hit on September 19 at Oakland off Brett Anderson.

## MINOR LEAGUE NOTES

- Spent the first eight seasons of his professional career in the Cincinnati organization, earning a selection to two MiLB All-Star teams.

## AMATEUR

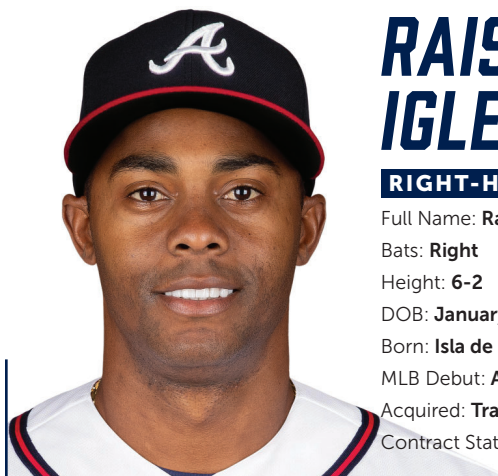
- Played collegiately at the University of Notre Dame (IN).
- Was second team All-Conference in the Big East in 2012.

## TRANSACTIONS

- Signed a minor league contract with Atlanta on November 17, 2022.
- Signed a minor league contract with Tampa Bay on March 5, 2022.
- Placed on the seven-day Injured List on August 16, 2021 with a left eye injury.
- Placed on the seven-day Injured List on May 10, 2018 with a right SI joint injury.
- Placed on the seven-day IL on June 18, 2012 with a right wrist fracture.
- Selected by Cincinnati in the sixth round (202nd overall) of the 2012 First-Year Player Draft.

## COMPLETE RECORD

Year	Club	AVG	G	AB	R	H	2B	3B	HR	RBI	SH	SF	HP	BB	SO	SB-CS	OBP	SLG	E
2013	Dayton	.247	87	295	36	73	22	0	1	27	3	3	5	32	48	3-1	.328	.332	9
2014	Bakersfield	.289	14	45	9	13	3	0	5	9	0	0	2	9	0-1	.319	.689	2	
	Dayton	.216	80	269	34	58	14	2	3	30	2	1	6	33	54	2-1	.314	.316	9
2015	Daytona	.214	81	266	23	57	13	0	7	31	5	0	3	31	70	1-0	.303	.342	11
2016	Pensacola	.203	67	207	21	42	12	0	2	16	1	0	3	31	59	0-0	.315	.290	3
2017	Pensacola	.171	75	217	14	37	15	0	1	16	4	0	0	29	50	0-0	.268	.253	2
2018	Louisville	.235	16	51	5	12	3	0	0	3	1	0	0	8	15	0-0	.339	.294	1
	Salt Lake	.311	26	90	13	28	6	0	3	14	1	0	0	10	18	0-0	.380	.478	0
	Mobile	.346	7	26	2	9	1	1	1	5	0	0	1	1	7	0-0	.393	.577	1
	Los Angeles (AL)	.167	8	12	0	2	1	0	0	1	0	0	0	0	0	0-0	.167	.250	0
2019	Memphis	.223	60	197	24	44	5	1	10	30	0	4	1	20	69	0-0	.293	.411	2
	St. Louis	.000	1	1	0	0	0	0	0	0	0	0	0	0	1	0-0	.000	.000	
2020	Seattle	.176	9	17	0	3	0	0	0	0	1	0	0	2	5	0-0	.263	.176	0
2021	Indianapolis	.188	47	154	11	29	7	0	3	18	0	3	0	18	45	0-0	.269	.292	2
2022	Durham	.226	46	137	24	31	3	0	11	27	0	2	1	25	49	1-0	.345	.489	2
<b>Minor Totals</b>		<b>.222</b>	<b>606</b>	<b>1954</b>	<b>216</b>	<b>433</b>	<b>104</b>	<b>4</b>	<b>47</b>	<b>226</b>	<b>17</b>	<b>13</b>	<b>20</b>	<b>240</b>	<b>493</b>	<b>7-3</b>	<b>.311</b>	<b>.351</b>	<b>44</b>
<b>Major Totals</b>		<b>.167</b>	<b>18</b>	<b>30</b>	<b>0</b>	<b>5</b>	<b>1</b>	<b>0</b>	<b>0</b>	<b>1</b>	<b>1</b>	<b>0</b>	<b>0</b>	<b>2</b>	<b>6</b>	<b>0-0</b>	<b>.219</b>	<b>.200</b>	<b>0</b>



# RAISEL IGLESIAS

# 26

## RIGHT-HANDED PITCHER

Full Name: **Raisel Iglesias**

Bats: **Right**

Throws: **Right**

Height: **6-2**

Weight: **190**

DOB: **January 4, 1990**

Opening Day Age: **33**

Born: **Isla de la Juventud, Cuba**

Resides: **Miami, FL**

MLB Debut: **April 12, 2015**

MLB Service Time: **7.154**

Acquired: **Trade with Los Angeles (AL), August 2, 2022**

Contract Status: **Signed through 2025**

## 2022

- Compiled a 2-6 record with a 2.47 ERA (17 ER/62.0 IP) in 67 relief appearances with 17 saves and 15 holds between Atlanta and Los Angeles (AL).
  - **A** Opened the season with the Angels, before Atlanta acquired him at the trade deadline in exchange for LH Tucker Davidson and RH Jesse Chavez.
- Logged 16 saves and a 2-6 record while pitching to a 4.04 ERA in 39 appearances with the Angels... Allowed just one earned run in 28 relief appearances after becoming a member of the Braves.
  - **A** His 0.34 ERA from the trade deadline through the end of the season was the lowest in baseball (min. 20 appearances).
  - **A** Also dating to the trade deadline, Iglesias led the National League with a 41.7% chase rate (swings out of the zone)...He trailed only Cleveland's Emmanuel Clase.
  - **A** Tied with teammate A.J. Minter for the most appearances out of Atlanta's bullpen dating to his first outing on August 5.
- Iglesias and Milwaukee's Devin Williams were the only pitchers in the majors to record at least 15 saves and 15 holds on the season.
- In 34 appearances in his home ballpark last season, allowed just three earned runs over 31.2 innings (0.85 ERA)...Opponents batted .179/.227/.277 and produced a .504 OPS.
  - **A** In 33 games on the road, compiled a 4.15 ERA (14 ER/30.1 IP) as opponents batted .228/.288/.351 and produced a .639 OPS.
- With two outs and a runner in scoring position, yielded a 1.033 OPS as opponents batted .310/.412/.621 with a pair of homers.

## CAREER HIGHS

Most Innings Pitched

**8.0, 5/13/15, CIN vs. ATL**

Most Runs Allowed

**5, 3x, last: 9/8/15, CIN vs. PIT**

Most Earned Runs Allowed

**5, 3x, last: 9/8/15, CIN vs. PIT**

Most Hits Allowed

**9, 5/30/15, CIN vs. WSH**

Most Home Runs Allowed

**2, 4x, last: 5/21/21, LAA vs. OAK**

Most Walks

**4, 7/21/15, CIN vs. CHI**

Most Strikeouts

**13, 8/23/15, CIN vs. ARI**

Longest Winning Streak

**3 games, 2x last: 9/14/20-6/11/21**

Longest Losing Streak

**7 games, 8/24/18-4/15/19**



LIVE BIO

## MAJOR LEAGUE NOTES

- **Awards:** All-MLB Second Team (2021); American League Reliever of the Month (July 2021)
- Leads the majors with 37 saves of four-plus outs since 2017...Former teammate Kenley Jansen ranks second with 26 and San Diego's Josh Hader is third with 23.
  - His 157 career saves are tied for the eighth most among active players.
- One of five Reds relievers to post 28+ saves in three straight years, along with John Franco, Danny Graves, Francisco Cordero and Aroldis Chapman.
- Won the 2017 Johnny Vander Meer Award, which is presented to the Reds Most Outstanding Pitcher, in vote by Cincinnati chapter of BBWAA.
- Was named the Reds Opening Day starter in 2016.
  - -Has made 21 starts in his major league career, pitching exclusively out of the bullpen since 2017.
- Made his major league debut on April 12, 2015 vs. St. Louis, and became the eighth player in Reds history to reach the majors without playing a minor league game.
  - Fanned the second batter he faced in the majors, Jason Heyward, to collect his first career strikeout.
  - Pitched the first three seasons of his professional career in the Cuban National Series, before joining the Reds in July of 2014.
  - Earned his first major league win May 13, 2015 vs. Atlanta.
  - Recorded his first career save on August 9, 2016 at St. Louis.

## MINOR LEAGUE NOTES

- Has pitched in just nine career minor league games, making eight starts...Has not appeared in the minors since 2016 with Double-A Pensacola.
- Signed with Cincinnati on a major league deal from the Cuban National Series, and debuted directly with the Reds in 2015.
  - Was optioned following his debut, and made six starts for Triple-A Louisville during his first season with Cincinnati.
  - Made two rehabilitation appearances with Double-A Pensacola in 2016, and has not appeared in the minors since.

## PERSONAL

- Pitched three seasons in Cuban National Series for hometown Toronjeros de Isla de la Juventud... Was a teammate of current Diamondbacks RHP Yoan López.
  - Played shortstop as a teenager before converting to pitching.
- Left Cuba with his brother in November of 2013... Became eligible to sign a major league contract after he established residency in Haiti.
- Played in the Arizona Fall League in 2014, marking his first game action in the United States.
  - Made seven appearances for Surprise and worked seven scoreless innings while holding opponents to a .045 (1-for-22) batting average.
- Pitched for Cuba in 2013 World Baseball Classic.
- Raisel and his wife, Yanet, have two children, Oliver and Isabella.

## TRANSACTIONS

- Signed by the Cincinnati Reds as a non-drafted free agent on June 27, 2014; signed by Tony Arias, Miguel Machado and Mark Snipp
- On Cincinnati's injured list (left oblique strain), from May 31 to July 11, 2015; included an injury rehabilitation assignment to Triple-A Louisville.
- On Cincinnati's injured list (right rotator cuff strain), from April 26 to June 21, 2016; included an injury rehabilitation assignment to Double-A Pensacola.
- On Cincinnati's injured list (left biceps strain), from May 20 to May 30, 2018.
- Signed by the Cincinnati Reds to a three-year major league contract on November 21, 2018.
- Acquired by the Los Angeles Angels along with cash consideration from the Cincinnati Reds in exchange for RHP Noe Ramirez and a player to be named later (INF Leonardo Rivas) on December 7, 2020.
- Signed by the Los Angeles Angels to a four-year major league contract on April 1, 2022.
- Acquired by the Atlanta Braves from the Los Angeles Angels in exchange for LHP Tucker Davidson and RHP Jesse Chavez on August 2, 2022.

**COMPLETE RECORD**

Year	Club	W-L	ERA	G	GS	CG	SHO	SV	IP	H	R	ER	HR	HB	BB	SO	WP	BK
2015	Louisville	1-3	3.41	6	6	0	0	0	29.0	26	12	11	4	0	8	21	1	0
2015	Cincinnati	3-7	4.15	18	16	0	0	0	95.1	81	45	44	11	7	28	104	2	2
2016	Pensacola	0-0	0.00	3	2	0	0	0	5.0	3	0	0	0	0	1	5	1	1
2016	Cincinnati	3-2	2.53	37	5	0	0	6	78.1	63	22	22	7	5	26	83	3	1
2017	Cincinnati	3-3	2.49	63	0	0	0	28	76.0	57	22	21	5	1	27	92	1	0
2018	Cincinnati	2-5	2.38	66	0	0	0	30	72.0	52	22	19	12	2	25	80	2	0
2019	Cincinnati	3-12	4.16	68	0	0	0	34	67.0	61	31	31	12	2	21	89	3	0
2020	Cincinnati	4-3	2.74	22	0	0	0	8	23.0	16	11	7	1	1	5	31	0	1
2021	Los Angeles (AL)	7-5	2.57	65	0	0	0	34	70.0	53	25	20	11	1	12	103	2	1
2022	Los Angeles (AL)	2-6	4.04	39	0	0	0	16	35.2	29	18	16	5	2	9	48	3	0
2022	Atlanta	0-0	0.34	28	0	0	0	1	26.1	17	2	1	0	1	5	30	0	0
<b>Minor Totals</b>		<b>1-3</b>	<b>2.91</b>	<b>9</b>	<b>8</b>	<b>0</b>	<b>0</b>	<b>0</b>	<b>34.0</b>	<b>29</b>	<b>12</b>	<b>11</b>	<b>4</b>	<b>0</b>	<b>9</b>	<b>26</b>	<b>2</b>	<b>1</b>
<b>Major Totals</b>		<b>27-43</b>	<b>3.00</b>	<b>406</b>	<b>21</b>	<b>0</b>	<b>0</b>	<b>157</b>	<b>543.2</b>	<b>429</b>	<b>198</b>	<b>181</b>	<b>64</b>	<b>22</b>	<b>158</b>	<b>660</b>	<b>16</b>	<b>5</b>





# JOE JIMÉNEZ

# 77

## RIGHT-HANDED PITCHER

Full Name: **Joe Alexander Jiménez**

Bats: **Right**

Throws: **Right**

Height: **6-3**

Weight: **277**

DOB: **January 17, 1995**

Opening Day Age: **28**

Born: **San Juan, Puerto Rico**

Resides: **Davenport, FL**

MLB Debut: **April 13, 2017**

MLB Service Time: **5.061**

Acquired: **Trade with Detroit, December 7, 2022**

Contract Status: **Signed through 2023**

## 2022

- Pitched in 62 games for the Tigers, going 3-2 with a 3.49 ERA (22 ER/56.2 IP) and two saves while striking out 77 batters and issuing just 13 walks.
  - His 12.23 strikeouts per 9.0 innings ranked fifth in the American League among pitchers with at least 50.0 innings, and his 1.4 fWAR for the season matched his career high.
  - Fanned 33.3% of the batters he faced, which ranked in the top five percent of the majors.
- Struck out 5.92 batters per walk, easily the best rate on Detroit's pitching staff...The next closest pitcher, Jason Foley, fanned just 3.91 batters per walk.
  - Jimenez's mark was 17th best in baseball among pitchers with at least 50.0 innings.
  - Was placed on Detroit's injured list, September 24, with a right lumbar spine strain, and missed the remainder of the season.
  - Allowed two runs in each of his final two appearances of the season, spanning just 1.2 innings...Prior to those two outings, had pitched to a 2.95 ERA and a 1.77 FIP on the season.
- Atlanta acquired him from the Detroit Tigers along with cash considerations in exchange for OF Justyn-Henry Malloy and LHP Jake Higginbotham on December 7.

## CAREER HIGHS

Most Innings Pitched

**2.0, 2x, last: 7/17/21, DET vs. MIN**

Most Runs Allowed

**5, 9/6/17, DET vs. KC**

Most Earned Runs Allowed

**5, 9/6/17, DET vs. KC**

Most Hits Allowed

**5, 9/6/17, DET vs. KC**

Most Home Runs Allowed

**2, 2x, last: 7/28/21, DET at MIN**

Most Walks

**4, 4/17/21, DET at OAK**

Most Strikeouts

**3, 18x, last: 9/11/22, DET at KC**

Longest Winning Streak

**7 games, 7/17/21(2)-7/2/22**

Longest Losing Streak

**5 games, 5/21-6/30/19**



# MAJOR LEAGUE NOTES

- **Awards:** A.L. All-Star (2018)
- Pitched his entire professional career in the Tigers organization, going 19-19 with a 5.24 ERA (155 ER/266.0 IP) and 333 strikeouts in 297 career games in the majors.
  - Has 20 career saves, including a career-most nine in 2019.
  - Earned the only All-Star selection of his career in 2018, when he went 5-4 with a 4.31 ERA (30 ER/62.2 IP).
  - Tossed a scoreless 0.1 innings and earned a hold in the game, striking out the only batter he faced...At 23 years old, he was the youngest Tigers All-Star since 1992, when Travis Fryman was selected to the All-Star Team at the age of 23.
  - Picked up his first career win on April 5 at CWS, pitching 1.0 scoreless inning in relief.
  - Began the season by not allowing an earned run in his first 10 appearances from March 30-April 22, tossing 9.2 innings.
  - Earned his first career save on June 2 vs. Toronto, pitching a perfect ninth inning.
  - Made 46 appearances prior to the All-Star break, the fifth-most in franchise history and the most since C.J. Nitkowski pitched in 47 games before the All-Star break in 1999.
- Became the first Tigers closer to ever record four saves in the club's opening six games of a season when he did so for Detroit in 2020.
- Established single-season career highs with nine saves and 82 strikeouts in 2019.
  - Posted 12.37 strikeouts per nine innings, which ranked seventh among American League relievers (min. 59.0 IP) and established his single-season career high

- Moved to the closer role following the trade of Shane Greene and successfully converted nine-of-10 save opportunities in August and September.
- Made his major league debut, April 13, 2017 vs. Minnesota, and pitched 1.0 scoreless inning.
  - Fanned OF Byron Buxton for his first career strikeout.

# MINOR LEAGUE NOTES

- Selected to participate in the Sirius XM All-Star Futures Game in 2015 at Great American Ball Park in Cincinnati, and again in 2016 at PETCO Park in San Diego.
  - Threw 0.2 scoreless innings with one strikeout in 2015, while he tossed 0.1 shutout innings in 2016.
- Named the Tigers Minor League Pitcher of the Year in both 2015 and 2016.
- Selected to Baseball America's Minor League All-Star Team and named a Florida State League midseason All-Star in 2016, when he converted 30-of-31 save chances.
- Was named a Midwest League Mid-Season All-Star with West Michigan in 2015, and finished fifth in the league with 17 saves.

# TRANSACTIONS

- Signed by the Detroit Tigers as a non-drafted free agent on June 24, 2013; signed by Rolando Casanova and German Geigel.
- On Detroit's injured list (COVID-19), September 7 to September 22, 2021.
- On Detroit's injured list (right lumbar spine strain), September 24 through the end of the 2022 season.
- Acquired by the Atlanta Braves along with cash considerations from the Detroit Tigers in exchange for OF Justyn-Henry Malloy and LHP Jake Higginbotham.

# COMPLETE RECORD

Year	Club	W-L	ERA	G	GS	CG	SHO	SV	IP	H	R	ER	HR	HB	BB	SO	WP	BK
2013	GCL Tigers	3-0	0.50	8	0	0	0	1	18.0	9	1	1	0	0	6	24	0	0
2014	Connecticut	3-2	2.70	23	0	0	0	4	26.2	22	10	8	1	2	6	41	4	0
2015	West Michigan	5-1	1.47	40	0	0	0	17	43.0	23	8	7	2	0	11	61	2	0
2016	Toledo	0-1	2.30	17	0	0	0	8	15.2	9	5	4	1	0	4	16	0	0
	Erie	3-2	2.18	21	0	0	0	12	20.2	12	5	5	0	0	8	34	1	0
2017	Lakeland	0-0	0.00	17	0	0	0	10	17.1	5	0	0	0	2	5	28	0	0
	Toledo	1-1	1.44	26	0	0	0	4	25.0	19	4	4	1	0	12	36	0	0
	Lakeland	0-0	0.00	1	1	0	0	0	1.0	1	0	0	0	0	0	1	1	0
2018	Detroit	0-2	12.32	24	0	0	0	0	19.0	31	28	26	4	2	9	17	0	0
2018	Detroit	5-4	4.31	68	0	0	0	3	62.2	53	34	30	5	3	22	78	3	0
2019	Detroit	4-7	4.37	66	0	0	0	9	59.2	56	33	29	13	4	23	82	1	1
2020	Detroit	1-3	7.15	25	0	0	0	5	22.2	25	19	18	7	5	6	22	1	0
2021	Toledo	0-0	9.00	1	0	0	0	1	1.0	1	1	1	1	0	0	1	0	0
	Detroit	6-1	5.96	52	0	0	0	1	45.1	34	33	30	6	8	35	57	6	0
2022	Detroit	3-2	3.49	62	0	0	0	2	56.2	49	24	22	4	0	13	77	0	0
<b>Minor Totals</b>		<b>15-7</b>	<b>1.60</b>	<b>154</b>	<b>1</b>	<b>0</b>	<b>0</b>	<b>57</b>	<b>168.1</b>	<b>101</b>	<b>34</b>	<b>30</b>	<b>6</b>	<b>4</b>	<b>52</b>	<b>242</b>	<b>8</b>	<b>0</b>
<b>Major Totals</b>		<b>19-19</b>	<b>5.24</b>	<b>297</b>	<b>0</b>	<b>0</b>	<b>0</b>	<b>20</b>	<b>266.0</b>	<b>248</b>	<b>171</b>	<b>155</b>	<b>39</b>	<b>22</b>	<b>108</b>	<b>333</b>	<b>11</b>	<b>1</b>





# DYLAN LEE

# 52

## LEFT-HANDED PITCHER

Full Name: **Dylan Ryan Lee**

Bats: **Left**

Throws: **Left**

Height: **6-3**

Weight: **214**

DOB: **August 1, 1994**

Opening Day Age: **28**

Born: **Visalia, CA**

Resides: **Fort Lauderdale, FL**

MLB Debut: **October 1, 2021**

MLB Service Time: **0.150**

Acquired: **Signed as minor league free agent, April 15, 2021**

Contract Status: **Signed through 2023**

## 2022

- In his second major-league season went 5-1 with a 2.13 ERA in 46 appearances out of Atlanta's pen this season.
  - His 31 inherited runners were tied for the second most in the National League on the year dating to his first appearance with Atlanta.
  - Ranked fourth in the majors with a 20.2% swing and miss rate (min. 10 appearances).
  - His 65.5% strand rate was seventh highest in the NL (min. 30 IR).
  - Threw a strike on 69.4% of his pitches, the sixth highest rate in the NL (min. 15 appearances).
  - His 46 appearances were the third most on the team dating to his first appearance out of the Braves' bullpen on 5/23.

## 2022 POSTSEASON

- Pitched two scoreless outings in three appearances in 2.2 innings with two strikeouts.

## MAJOR LEAGUE NOTES

- Is 5-1 with a 2.13 ERA in two major-league seasons with Atlanta.
- Made his major league debut on October 1 against New York (NL) and appeared in two games with Atlanta.
- His 18 runs allowed are tied for the fifth fewest to start a career in Braves franchise history (min 48 appearances).

## CAREER HIGHS

Most Innings Pitched  
**2.2, 5/23/22, ATL vs. PHI**

Most Runs  
**3, 8/10/22, ATL at BOS**

Most Earned Runs  
**3, 8/10/22, ATL at BOS**

Most Hits Allowed  
**3, 3x, last: 9/6/22, ATL vs. OAK**

Most Home Runs Allowed  
**1, 6x, last: 9/6/22, ATL vs. COL**

Most Walks  
**1, 10x, last: 10/2/22, ATL vs. NYM**

Most Strikeouts  
**4, 2x, last: 9/12/22, ATL at SF**

Longest winning streak  
**3 games, 6/13-8/9/22**

Longest losing streak  
**--**



- Became just the second pitcher in major league history to make his first career start in the postseason (first in the world series)...The first was teammate A.J. Minter in the 2020 NLCS.
- Made his postseason debut on 10/21 at Los Angeles, allowing one run over 2.0 innings of relief.


## TRANSACTIONS

- Originally drafted by the Miami Marlins in 10th round of the 2016 MLB June Amateur Draft from California State University, Fresno...Signed a minor league contract with the Atlanta Braves in on April 15, 2021.

## COMPLETE RECORD

Year	Club	W-L	ERA	G	GS	CG	SHO	SV	IP	H	R	ER	HR	HB	BB	SO	WP	BK
2016	GCL Marlins	0-0	3.00	4	0	0	0	0	6.0	3	2	2	0	0	2	6	2	0
	Batavia	0-1	2.35	9	6	0	0	1	23.0	18	9	6	0	2	7	7	1	1
2017	Greensboro	4-10	4.85	19	19	0	0	0	98.1	104	56	53	13	8	23	73	4	0
2018	Jupiter	6-2	1.45	22	0	0	0	0	31.0	19	6	5	1	0	12	25	2	0
	New Orleans	1-1	3.38	10	0	0	0	1	16.0	14	6	6	0	1	9	19	1	0
	Jacksonville	1-0	0.00	12	0	0	0	3	15.0	5	0	0	0	0	1	19	0	0
2019	New Orleans	1-3	4.71	13	0	0	0	0	21.0	28	14	11	3	0	9	24	2	0
	Jacksonville	0-3	1.91	32	0	0	0	13	37.2	23	9	8	4	1	12	32	5	0
2021	Gwinnett	5-1	1.54	35	0	0	0	1	46.2	29	11	8	4	1	6	54	1	0
	Atlanta	0-0	9.00	2	0	0	0	0	2.0	3	2	2	1	0	0	3	0	0
2022	Gwinnett	1-1	2.30	14	0	0	0	2	15.2	14	5	4	2	0	2	23	0	0
	Atlanta	5-1	2.13	46	0	0	0	0	50.2	40	16	12	5	0	10	59	0	0
<b>Minor Totals</b>		<b>19-22</b>	<b>2.99</b>	<b>170</b>	<b>25</b>	<b>0</b>	<b>0</b>	<b>21</b>	<b>310.1</b>	<b>257</b>	<b>118</b>	<b>103</b>	<b>27</b>	<b>13</b>	<b>83</b>	<b>282</b>	<b>18</b>	<b>1</b>
<b>Major Totals</b>		<b>5-1</b>	<b>2.39</b>	<b>48</b>	<b>0</b>	<b>0</b>	<b>0</b>	<b>0</b>	<b>52.2</b>	<b>43</b>	<b>18</b>	<b>14</b>	<b>6</b>	<b>0</b>	<b>10</b>	<b>62</b>	<b>0</b>	<b>0</b>





# LUCAS LUETGE

# 63

## LEFT-HANDED PITCHER

Full Name: **Lucas Lester Luetge**

Bats: **Left**

Throws: **Left**

Height: **6-4**

Weight: **205**

DOB: **March 24, 1987**

Opening Day Age: **36**

Born: **Brenham, TX**

Resides: **Bellville, TX**

MLB Debut: **April 7, 2012**

MLB Service Time: **4.015**

Acquired: **Trade with New York (AL), December 28, 2022**

Contract Status: **Signed through 2023**

## 2022

- Went 4-4 with a 2.67 ERA (17 ER/57.1 IP) and two saves in 50 relief appearances with the Yankees... Opponents batted .276 (63-for-228) against him with four home runs.
- Recorded a scoreless appearance in 37 of his 50 appearances on the year, including 13 scoreless outings of 1.1-or-more innings and eight scoreless outings of 2.0-or-more innings
- Did not allowed a run in 28 of his final 37 appearances of the season dating to May 22, going 3-3 with two saves, a 1.90 ERA (10 ER/47.1IP) and 47 strikeouts in that span.
  - Over that stretch among relievers, his 1.90 ERA was tied for the fifth lowest in the AL (min. 45.0 IP).
- Earned his first save of the season and the fourth of his career on July 8 at Boston after recording a career-high six strikeouts over 3.1 scoreless innings.
  - Retired 10 of the 12 batters he faced, including seven consecutive hitters before allowing a leadoff single in the ninth inning...Was the second-longest relief outing of his career, and the longest scoreless appearance of his career.

## MAJOR LEAGUE NOTES

- In 218 career appearances with the Mariners and Yankees, has compiled an 11-11 record and a 3.38 ERA (82 ER/218.2 IP) with 212 strikeouts and five saves.
  - Since the beginning of the 2021 season, he has pitched to an 8-6 record and a 2.71 ERA (39 ER/129.2 IP) over 107 games for the Yankees, fanning 138 batters and compiling 2.3 fWAR.
- Went five years between appearances in the majors, from 2016 through 2020...According to Elias, the last player at any position with as long a gap between Major League games was LHP Mike Kickham from 2014 to 2020.

## CAREER HIGHS

Most Innings Pitched

**4.0, 4/16/21, NYY vs. TB**

Most Runs

**4, 8/10/13, SEA vs. MIL**

Most Earned Runs

**4, 8/10/13, SEA vs. MIL**

Most Hits Allowed

**6, 8/10/13, SEA vs. MIL**

Most Home Runs Allowed

**1, 18x, last: 8/30/22, NYY at LAA**

Most Walks

**4, 7/31/13, SEA at BOS**

Most Strikeouts

**6, 7/8/2, NYY at BOS**

Longest winning streak

**2 games, 7/9-7/31/21**

Longest losing streak

**3 games, 9/18/12-7/31/13**



✦ In four years with the Mariners, from 2012-15, he went 3-5 with a 4.35 ERA over 111 appearances. He did not appear in the majors again until 2021 with New York.

- Made his first Opening Day roster with the Mariners in 2012, and made his major league debut on April 7 at Oakland... Faced just one batter, Josh Reddick, and fanned him on three pitches for his first career strikeout.

✦ Did not allow an earned run in his first 25 appearances (April 7 to June 15), the longest such streak to start a season or career in Mariners history.

✦ Did not allow an extra-base hit in any of his first 26 appearances, the longest streak to open a career in Mariners history.

✦ Ranked fourth among A.L. rookies in appearances...Stranded 42-of-50 inherited runners (84.0%), the seventh-best percentage in the A.L.

- Recorded his first major league win on April 11, 2012 at Texas, and earned his first career save on July 30 vs. Toronto.
- Was the fourth of six pitchers in Seattle's combined no-hitter on June 8, 2012 vs. Los Angeles-NL...Retired his only batter faced in the eighth inning (James Loney).

## MINOR LEAGUE NOTES

- Has pitched in 346 minor league games across 10 seasons, compiling a 35-24 record and a 3.69 ERA (242 ER/589.2).
- Was a 2019 Mid-Season All-Star selection in the Southern League while with the Jackson Generals, after going 4-1 with a 1.08 ERA (3 ER/25.0 IP) in 22 total appearances.

## AMATEUR

- Attended Bellville (Tex.) High School, where he was All-State and District MVP in both his junior and senior seasons...Was a classmate of NFL wide receiver Emmanuel Sanders.
- From 2006-07, played at San Jacinto College in Pasadena, Tex. (11-3, 3.56 ERA)...followed that one season at Rice University (1-0, 6.16 ERA).

## TRANSACTIONS

- Drafted by the Chicago White Sox in the 31st round of the 2005 First-Year Player Draft; did not sign.
- Drafted by the Chicago White Sox in the 18th round of the 2006 First-Year Player Draft; did not sign.
- Drafted by the Milwaukee Brewers in the 21st round of the 2008 First-Year Player Draft.
- Selected by the Seattle Mariners from the Milwaukee Brewers in the major league phase of the Rule 5 draft, December 8, 2011.
- Signed by the Los Angeles Angels as a minor-league free agent, December 8, 2015.
- Signed by the Cincinnati Reds as a minor-league free agent, November 25, 2016.
- Signed by the Baltimore Orioles as a minor-league free agent, June 4, 2017.
- Signed by the Arizona Diamondbacks as a minor-league free agent, February 2, 2019.
- Signed by the Oakland Athletics as a minor-league free agent, November 18, 2019.
- Signed by the New York Yankees as a minor-league free agent, December 11, 2020.
- Acquired by the Atlanta Braves from the New York Yankees in exchange for RHP Indigo Diaz and INF Caleb Durbin on December 28, 2022.

## COMPLETE RECORD

Year	Club	W-L	ERA	G	GS	CG	SHO	SV	IP	H	R	ER	HR	HB	BB	SO	WP	BK
2008	West Virginia	2-1	3.72	8	6	0	0	0	36.1	35	16	15	2	0	10	33	4	1
	Helena	4-0	0.00	5	1	0	0	0	14.0	5	2	0	0	1	5	13	4	0
2009	Brevard County	6-7	4.48	27	7	0	0	2	92.1	93	55	46	6	9	38	75	5	0
2010	Huntsville	3-2	3.48	23	2	0	0	0	44.0	52	25	17	4	2	17	47	6	0
	Brevard County	1-1	2.29	16	1	0	0	0	35.1	36	10	9	1	1	10	21	6	0
2011	Huntsville	1-3	3.13	46	1	0	0	3	69.0	63	29	24	3	1	23	69	6	0
2012	Seattle	2-2	3.98	63	0	0	0	2	40.2	37	20	18	3	1	24	38	5	0
2013	Tacoma	0-0	4.35	22	0	0	0	1	31.0	28	16	15	4	0	16	45	2	0
	Seattle	1-3	4.86	35	0	0	0	0	37.0	42	22	20	2	2	16	27	4	0
2014	Tacoma	3-2	3.32	42	0	0	0	3	62.1	58	24	23	6	4	27	70	7	0
	Seattle	0-0	5.00	12	0	0	0	0	9.0	6	5	5	3	0	5	7	1	0
2015	Tacoma	3-2	5.33	29	0	0	0	2	49.0	57	31	29	8	3	23	37	4	0
	AZL Mariners	0-0	0.00	1	1	0	0	0	1.0	0	0	0	0	0	0	1	0	0
	Seattle	0-0	0.00	1	0	0	0	0	2.1	0	0	0	0	0	2	2	0	0
2016	Salt Lake	1-1	4.85	48	0	0	0	2	55.2	58	32	30	4	4	26	58	8	1
2017	Norfolk	1-0	4.50	4	0	0	0	0	4.0	3	2	2	1	0	3	3	0	0
	Louisville	1-2	4.55	20	0	0	0	0	27.2	34	17	14	4	1	9	30	4	0
2019	Reno	5-2	3.14	33	0	0	0	1	43.0	43	22	15	4	5	14	46	2	0
	Jackson	4-1	1.08	22	0	0	0	0	25.0	14	3	3	0	1	7	28	3	0
2021	New York (AL)	4-2	2.74	57	1	0	0	1	72.1	67	30	22	6	3	15	78	8	0
2022	New York (AL)	4-4	2.67	50	0	0	0	2	57.1	63	19	17	4	4	17	60	1	0
<b>Minor Totals</b>		<b>35-24</b>	<b>3.69</b>	<b>346</b>	<b>19</b>	<b>0</b>	<b>0</b>	<b>14</b>	<b>589.2</b>	<b>579</b>	<b>284</b>	<b>242</b>	<b>47</b>	<b>32</b>	<b>228</b>	<b>576</b>	<b>61</b>	<b>2</b>
<b>Major Totals</b>		<b>11-11</b>	<b>3.38</b>	<b>218</b>	<b>1</b>	<b>0</b>	<b>0</b>	<b>5</b>	<b>218.2</b>	<b>215</b>	<b>96</b>	<b>82</b>	<b>18</b>	<b>10</b>	<b>79</b>	<b>212</b>	<b>19</b>	<b>0</b>



# JORDAN LUPLOW

# 24

## OUTFIELDER

Full Name: **Jordan Thomas Luplow**

Bats: **Right**

Throws: **Right**

Height: **6-1**

Weight: **195**

DOB: **September 26, 1993**

Opening Day Age: **29**

Born: **Visalia, CA**

Resides: **Chandler, AZ**

MLB Debut: **July 28, 2017**

MLB Service Time: **4.108**

Acquired: **Signed as a free agent, December 19, 2022**

Contract Status: **Signed through 2023**

## 2022

- Spent the entire season in Arizona's organization, splitting time between the big league club and Triple-A Reno.
  - Across 83 games in the majors, posted a .176 batting average (36-for-205) with 11 home runs, 28 RBI and 26 runs scored... Hit eight of his 11 home runs off left-handed pitchers.
  - In 10 Triple-A games, batted .289 (13-for-45) with three doubles and six home runs...Had 14 RBI and 10 runs scored in those 10 games.

## MAJOR LEAGUE NOTES

- In his career, bats 26 points higher against left-handers...Has homered in 7.2% of his career at-bats against southpaws, compared to 3.4% of his at-bats against righties.
  - Has more than twice as many home runs against lefties (31) compared to righties (14).
- Combined to hit .202 (33-for-163) with 8 doubles, 11 homers and 28 RBI in 61 games between the Cleveland and Tampa Bay in 2021.
- Began the 2021 season with Cleveland before being traded to Tampa Bay, with RHP D.J. Johnson, for RHP Peyton Battenfield on July 30.
  - Hit .326/1.021 OPS with 2 doubles, 4 homers and 7 RBI in his last 15 games.
  - Underwent surgery on Oct. 10 to remove a bone spur in his left ankle.
- Made the final out of two no-hitters in 2021.
  - The first was thrown by Carlos Rodon on April 14 for the Chicago White Sox.
  - The second was thrown by Wade Miley on May 7, 2021 for Cincinnati.

## CAREER HIGHS

Most Runs

**3, 2x, last: 6/12/22, ARI at PHI**

Most Hits

**3, 6x, last: 10/1/22, ARI at SF**

Most Doubles

**2, 3x, last: 5/14/21, CLE at SEA**

Most Triples

**1, 6x, last: 9/12/20, CLE at MIN**

Most Home Runs

**2, 6x, last: 6/17/22, ARI vs. MIN**

Most RBI

**5, 4/10/21, CLE vs. DET**

Most Walks

**3, 3x, last: 6/12/22, ARI at PHI**

Most Stolen Bases

**2, 5/7/22, ARI vs. COL**

Longest Hitting Streak

**6 games, 6/14-6/21/19**



## MINOR LEAGUE NOTES

- Named Pittsburgh's Minor League Player of the Year after hitting .302 with 22 doubles, 23 home runs and 56 RBI in 117 games...Also named to the Eastern League midseason All-Star Team.

## AMATEUR

- Attended Fresno State University (CA).
  - Ranks eighth in school history with 45 career doubles...Led the team in batting average (.377), home runs (9) and RBI (48) in 2014.
  - Was selected as a Second-Team All-American for the 2014 season by the *American Baseball Coaches Association*, *Baseball America* and *Perfect Game*... *Collegiate Baseball* honored him as a Third-Team All-American.

## TRANSACTIONS

- Placed on the 10-day Injured List on April 4, 2022 with a right oblique strain.
- Placed on the 10-day Injured List on August 18, 2021 with a left ankle sprain.
- Placed on the 10-day Injured List on May 27, 2021 with a left ankle sprain...Was subsequently transferred to the 60-day Injured List on June 17...Reinstated on July 30.
- Placed on the 10-day Injured List on August 6, 2019 with a right hamstring strain.
- Placed on the seven-day Injured List on August 30, 2015 with a left biceps strain.
- Drafted by Pittsburgh in the third round (100th overall) of the 2014 MLB First-Year Player Draft.

## COMPLETE RECORD

Year	Club	AVG	G	AB	R	H	2B	3B	HR	RBI	SH	SF	HP	BB	SO	SB-CS	OBP	SLG	E
2014	Jamestown	.277	62	220	31	61	12	1	6	30	6	3	3	27	44	10-6	.360	.423	1
2015	West Virginia	.264	106	390	74	103	36	3	12	67	6	4	6	59	67	11-2	.366	.464	21
2016	Bradenton	.254	104	354	63	90	23	3	10	54	1	6	4	60	78	6-2	.363	.421	2
2017	Indianapolis	.325	44	160	29	52	7	1	7	19	0	1	5	16	36	4-1	.401	.513	3
	Altoona	.287	73	254	45	73	15	0	16	37	0	1	4	29	45	1-3	.368	.535	0
2018	Pittsburgh	.205	27	78	6	16	3	1	3	11	0	1	2	6	22	0-1	.276	.385	1
	Indianapolis	.287	88	314	41	90	25	3	8	49	0	2	2	39	64	7-2	.367	.462	3
2019	Pittsburgh	.185	37	92	16	17	1	3	3	7	0	0	1	10	18	2-2	.272	.359	1
	Columbus	.311	13	45	12	14	3	0	2	7	0	0	2	10	14	2-1	.456	.511	0
2020	Cleveland	.276	85	225	42	62	15	1	15	38	0	1	2	33	61	3-2	.372	.551	0
	Cleveland	.192	29	78	8	15	5	1	2	8	0	1	1	12	19	0-1	.304	.359	0
2021	Columbus	.261	8	23	6	6	4	0	2	7	0	0	0	5	4	0-0	.393	.696	1
	Durham	.182	7	22	2	4	1	0	0	2	0	0	0	5	6	0-1	.333	.227	0
	ACL Indians	.333	3	3	3	1	0	0	0	0	0	0	0	4	0	0-0	.714	.333	0
	FCL Rays	.800	1	5	2	4	1	0	1	3	0	0	0	0	0	1-0	.800	1.600	0
2022	Cleveland	.173	36	98	12	17	5	0	7	20	0	0	2	21	31	0-2	.331	.439	0
	Tampa Bay	.246	25	65	11	16	3	0	4	8	0	0	0	7	26	1-0	.319	.477	0
	Reno	.289	10	45	10	13	3	0	6	14	0	0	1	2	9	0-0	.333	.756	0
	Arizona	.176	83	205	26	36	5	0	11	28	0	1	3	25	60	5-1	.274	.361	2
<b>Minor Totals</b>		<b>.278</b>	<b>519</b>	<b>1835</b>	<b>318</b>	<b>511</b>	<b>130</b>	<b>11</b>	<b>70</b>	<b>289</b>	<b>13</b>	<b>17</b>	<b>27</b>	<b>256</b>	<b>367</b>	<b>42-18</b>	<b>.372</b>	<b>.476</b>	<b>31</b>
<b>Major Totals</b>		<b>.213</b>	<b>322</b>	<b>841</b>	<b>121</b>	<b>179</b>	<b>37</b>	<b>6</b>	<b>45</b>	<b>120</b>	<b>0</b>	<b>4</b>	<b>11</b>	<b>114</b>	<b>237</b>	<b>11-9</b>	<b>.313</b>	<b>.432</b>	<b>4</b>



# TYLER MATZEK

# 68

## LEFT-HANDED PITCHER

Full Name: **Tyler Alexander Matzek**

Bats: **Left**

Throws: **Left**

Height: **6-3**

Weight: **210**

DOB: **October 19, 1990**

Opening Day Age: **32**

Born: **Laguna Beach, CA**

Resides: **Laguna Niguel, CA**

MLB Debut: **June 11, 2014**

MLB Service Time: **4.019**

Acquired: **Signed to a minor-league contract, August 15, 2019**

Contract Status: **Signed through 2024**

## 2022

- In his fifth major-league season posted a 3.50 ERA with a 4-2 record and one save in 42 relief appearances this year.
  - Was placed on the 15-day IL on May 14 with left shoulder inflammation and was reinstated on 7/4.
  - Pitched to a 3.00 ERA to finish the season after being reinstated from the IL...Had a 5.06 ERA prior to his IL stint.
  - Stranded 18 of 20 inherited runners...His 90% strand rate was the highest in the National League and third highest in the majors (min 20 IR).
  - Recorded his first career save against Boston on August 9.

## MAJOR LEAGUE NOTES

- Is 16-21 over his five-year major-league career with a 3.50 ERA.
  - Is 8-9 with a 2.92 ERA in three seasons with Atlanta.
- Made 69 appearances in 2021 to set a career high.
- The Braves selected his contract in 2020 and he led the majors with 12 relief appearances of more than 1.0 inning this season.
  - Pitched to a 1.94 FIP, lowest among all lefties and fourth in MLB (min. 25 IP).
  - His 43 strikeouts and 29.0 innings pitched were the most among left-handed relievers.
  - Had not pitched in the majors since 2015...Was out of baseball in 2017 and pitched in the independent American Association in 2018...Rejoined affiliated baseball in 2019 and pitched across three levels of Atlanta's minor leagues.

## CAREER HIGHS

Most Innings Pitched  
**9.0, 9/5/14, COL vs. SD**

Most Runs  
**8, 8/2/14, COL at DET**

Most Earned Runs  
**8, 8/2/14, COL at DET**

Most Hits Allowed  
**11, 9/16/14, COL vs. LAD**

Most Home Runs Allowed  
**2, 2x, last: 8/13/14, COL at SD**

Most Walks  
**6, 2x, last: 5/6/15, COL vs. ARI**

Most Strikeouts  
**9, 8/13/14, COL at SD**

Longest winning streak  
**3 games, 8/25-9/5/14**

Longest losing streak  
**5 games, 7/29-8/19/14**



- Pitched to a 1.48 ERA and a 4-0 record in 20 relief appearances in postseason play.
  - His 14 strikeouts during the 2020 postseason were third among relievers... Owned a 1.04 ERA, second lowest among relievers with at least five appearances.
  - His 14.1 strikeouts per nine innings in his postseason career is the third-highest rate in playoff history during the live-ball era (since 1920).
- Set a new franchise record for appearances in a single postseason with 13 in 2021...The previous mark of 11 was set by Mark Wohlers in 1995.
  - Appeared in each of the Braves' first eight games, setting a new franchise-record mark and tying the MLB record held by Jesse Orosco, Wade Davis and Greg Holland for consecutive outings to open a postseason.
- His 24 strikeouts in 2021 were tied for the third most by a reliever in a single postseason.
  - Led all relievers in the postseason with 24 punch-outs.
  - Struck out 11 hitters with RISP, tied for the most by a reliever in a single postseason since John Rocker in 1999 (credit to Stats Perform).
  - Struck out Albert Pujols, Steven Souza Jr., and Mookie Betts in consecutive at-bats, with inherited runners on second and third base in the top of the seventh inning with a two-run lead in the decisive Game 6 win against Los Angeles in the NLCS.
- Made 20 appearances, 19 starts, for Colorado in 2014.
  - His major league debut came against Atlanta at Coors Field on June 11.
  - He earned the win after allowing two runs in 7.0 innings.
  - Also had his first career hit in that game.
  - Spent the rest of the season with the Rockies, and pitched a shutout on September 5 against the Padres, becoming the fourth rookie in franchise history to toss a shutout.
- In 2015, began the season on Colorado's major league roster.
  - Started the Rockies home opener against the Cubs.
  - Made four more starts for Colorado before getting optioned to Triple-A Albuquerque.
- Pitched to a 1.48 ERA and a 4-0 record in 20 relief appearances in postseason play.

## MINOR LEAGUE NOTES

- He has gone 29-35 in 161 appearances and 107 starts with a 4.67 ERA throughout eight seasons in the minor leagues.
- Was a **2013** Texas League Mid-Season All-Star, a 2013 Arizona Fall League "Rising Star", a **2012** California League All-Star, and tabbed as a South Atlantic League Pitcher of Week in **2011**.
- Signed a minor-league contract with the Diamondbacks in January, **2019**...Pitched in three games for Double-A Jackson and then signed with the Braves.
  - Appeared with Double-A Mississippi and Triple-A Gwinnett with Atlanta.
  - Across his three stops, combined to post a 7.20 ERA (12 ER/15.0 IP) with 10 walks and 21 strikeouts in nine relief appearances.
- In **2018**, spent the season with the Texas AirHogs in the independent American Association.
  - Allowed only two home runs in 88.2 innings.
- Split the year between Colorado's Single-A Modesto and Double-A Hartford and went 0-4 with a 6.75 ERA (20 ER/26.2 IP), 33 walks, 33 strikeouts in 33 games in **2016**.
  - After making Colorado's Opening Day Roster in 2015, spent the rest of the season in the minors after initially being optioned to Triple-A Albuquerque.
  - Combined to go 0-2 with an 11.20 ERA (17 ER/13.2 IP), 25 walks and 19 strikeouts in 13 appearances, one start, between Single-A Boise and Albuquerque.
  - While with Albuquerque, missed nearly two months of the season with a right ankle contusion
- Began the season with Triple-A Colorado Springs in **2014** and made 12 starts for the Sky Sox prior to his first major league promotion.
- Spent the **2013** season with Double-A Tulsa and made 26 starts.
- In **2011**, split the campaign between Single-A Asheville and Modesto, going 5-7 with a 6.22 ERA (67 ER/97.0 IP), 96 walks and 111 strikeouts in 22 starts.



## AMATEUR

- Matzek led the Capistrano Valley Cougars in California to a state title after going 3-0 without allowing an earned run during their postseason run...Also hit the game-winning home run in the title game.
  - ▲ Went 9-1 with a 1.50 ERA in his senior season.

## TRANSACTIONS

- Selected by the Colorado Rockies in the first round (11th overall) of the 2009 First-Year Player Draft...Signed by Jon Lukens.
- Signed by the Arizona Diamondbacks to a minor-league contract on January 16, 2019.
- Signed by the Atlanta Braves to a minor-league contract on August 15, 2019.
- Selected by the Colorado Rockies in the first round (11th overall) of the 2009 First-Year Player Draft...Signed by Jon Lukens.
- Signed by the Arizona Diamondbacks to a minor-league contract on January 16, 2019.
- Signed by the Atlanta Braves to a minor-league contract on August 15, 2019.
- Signed by the Atlanta Braves to a two-year contract with an option for 2025 on November 18, 2022.

## COMPLETE RECORD

Year	Club	W-L	ERA	G	GS	CG	SHO	SV	IP	H	R	ER	HR	HB	BB	SO	WP	BK
2010	Asheville	5-1	2.92	18	18	0	0	0	89.1	62	31	29	6	4	62	88	7	3
2011	Modesto	0-3	9.82	10	10	0	0	0	33.0	34	37	36	5	2	46	37	5	0
	Asheville	5-4	4.36	12	12	0	0	0	64.0	45	35	31	3	2	50	74	14	0
2012	Modesto	6-8	4.62	28	28	0	0	0	142.1	134	85	73	7	5	95	153	9	0
2013	Tulsa	8-9	3.79	26	26	0	0	0	142.1	147	67	60	13	5	76	95	5	2
2014	Colorado	6-11	4.05	20	19	1	1	0	117.2	120	53	53	9	3	44	91	3	0
	Colo. Springs	5-4	4.05	12	12	0	0	0	66.2	70	40	30	8	0	31	61	3	0
2015	Colorado	2-1	4.09	5	5	0	0	0	22.0	21	10	10	2	3	19	15	2	0
	Albuquerque	0-1	8.74	10	1	0	0	1	11.1	5	12	11	1	1	17	15	3	0
	Boise	0-1	23.14	3	0	0	0	0	2.1	2	6	6	0	1	8	4	1	0
2016	Modesto	0-3	4.71	25	0	0	0	0	21.0	17	12	11	1	4	19	28	4	0
	Hartford	0-1	14.29	8	0	0	0	0	5.2	8	9	9	0	1	14	5	1	0
2018	Texas (IND)	3-8	5.89	22	14	0	0	0	88.2	89	61	58	2	10	66	93	6	0
2019	Jackson	0-0	6.75	3	0	0	0	0	2.2	2	2	2	0	0	5	3	1	0
	Mississippi	0-0	0.00	1	0	0	0	0	2.1	0	0	0	0	0	0	5	0	0
	Gwinnett	0-0	9.00	5	0	0	0	0	10.0	10	11	10	1	1	5	13	1	0
2020	Atlanta	4-3	2.79	21	0	0	0	0	29.0	23	9	9	1	2	10	43	1	0
2021	Atlanta	0-4	2.57	69	0	0	0	0	63.0	40	19	18	3	2	37	77	6	0
2022	Atlanta	4-2	3.50	42	0	0	0	1	43.2	26	21	17	3	2	29	36	7	0
	Gwinnett	0-0	0.00	2	0	0	0	0	2.0	0	0	0	0	0	0	5	0	0
<b>Minor Totals</b>		<b>29-35</b>	<b>4.66</b>	<b>163</b>	<b>107</b>	<b>0</b>	<b>0</b>	<b>1</b>	<b>595.0</b>	<b>536</b>	<b>347</b>	<b>308</b>	<b>45</b>	<b>26</b>	<b>428</b>	<b>586</b>	<b>54</b>	<b>5</b>
<b>Major Totals</b>		<b>16-21</b>	<b>3.50</b>	<b>157</b>	<b>24</b>	<b>1</b>	<b>1</b>	<b>1</b>	<b>275.1</b>	<b>230</b>	<b>112</b>	<b>107</b>	<b>18</b>	<b>12</b>	<b>139</b>	<b>262</b>	<b>19</b>	<b>0</b>



- Pitched in 37 games for Tampa Bay in 2021, going 6-1 with a 1.55 ERA (11 ER/64.0 IP) and one save for the Rays...Struck out 74.
  - ♣ Among pitchers with as many innings, his 1.55 ERA ranked fourth in the majors behind NYM's Jacob deGrom (1.08), CLE's Emmanuel Clase (1.29) and PHI's Ranger Suárez (1.36)...In Rays history, the only pitcher with as many innings and as low an ERA was Fernando Rodney (0.60) in 2012.
  - ♣ Did not allow an earned run in 17 straight appearances (three starts) spanning 33.2 innings from May 27 to August 21.
  - ♣ The run marked the longest streak in franchise history without an earned run, passing Chris Archer (28.2 IP) in 2015 and J.P. Howell (27.1 IP) in 2012.
- Did not play during the 2020 season after opting out due to the COVID-19 pandemic.
- Since the start of the 2014 season, has gone 16-0 with a 2.99 ERA (45 ER/135.2 IP) in 47 appearances (19 starts) in September...It is the second-longest September winning streak in major league history, according to the Elias Sports Bureau, behind Randy Johnson (19) in 1993-99.
- Has pitched in 12 career postseason games, and is 2-2 with a 4.00 ERA (12 ER/27.0 IP) with three starts.
  - ♣ Was a member of Houston's World Series-winning club in 2017 and pitched in the 2018 ALCS while with the Astros.
- Has made seven career trips to the injured list, including a trio of stints in 2021.
- Made two appearances for the MLB All-Star Team in the Japan All-Star Series.
- Was named the 2016 Darryl Kile Award winner by the Houston Chapter of the BBWAA...The award is presented annually to each Cardinals and Astros player who best exemplifies Kile's traits of a good teammate, a great friend, a fine father and a humble man.
- In 2015, finished eighth in A.L. Cy Young Award voting...Went 19-7 with a 3.89 ERA (88 ER/203.2 IP) over 32 starts for Houston.
  - ♣ Ranked second in the A.L. with a career-high 19 wins, one shy of teammate and Cy Young Award winner Dallas Keuchel.
  - ♣ Made his first career Opening Day roster and started the Astros fourth game of the season.
  - ♣ In 2014, finished fourth in the A.L. Rookie of the Year voting...His 2.73 ERA led A.L. rookies (min. 100.0 IP) and ranked second among major league rookies behind NYM's Jacob deGrom (2.69).
  - ♣ Was named to Baseball America's All-Rookie Team.
  - ♣ Named A.L. Rookie of the Month for September, going 4-0 with a 1.59 ERA (5 ER/28.1 IP).
- In 2012, made eight appearances (four starts) over two stints with the Mets, his first career major league action.
  - ♣ He was selected to the roster on August 23 and made a spot start that day...Was recalled on September 3 and remained in the majors through season's end.
  - ♣ Pitched 7.0 scoreless innings in his major league debut, yielding two hits and one walk...The outing tied the second-longest scoreless outing for a major league debut in Mets history behind Dick Rusteck's four-hit shutout on June 10, 1966 vs. Cincinnati.
  - ♣ His nine strikeouts were the second most in Mets history for a major league debut behind Matt Harvey (11) less than a month earlier.

## MINOR LEAGUE NOTES

- Has pitched in 140 career minor league games over parts of nine seasons, making 117 starts and going 37-28 with a 3.41 ERA (257 ER/677.1 IP) and 653 strikeouts.
- Made his professional debut with rookie-level Kingsport in 2008.
- Split the 2011 season between Class-A St. Lucie and Binghamton...Went 9-4 with a 3.84 ERA (55 ER/129.0 IP) in 27 appearances (22 starts).
  - ♣ Made eight appearances (seven starts) for the Peoria Javelinas in the Arizona Fall League.

## AMATEUR

- Is the only product of Berry College (Ga.) to reach the majors...Berry competed in NAIA at the time but is now Division III.
- Pitched in the Cape Cod League in 2007 for the Chatham Anglers and Wareham Gatemen...Posted a 2.65 ERA for Wareham alongside future Astros teammate Dallas Keuchel.

## TRANSACTIONS

- Selected by the New York Mets in the 18th round of the 2008 First-Year Player Draft...signed by Marlin McPhail.
- Acquired by the Colorado Rockies from the New York Mets in exchange for OF Eric Young Jr. on June 18, 2013.
- Claimed by the Houston Astros off waivers from the Colorado Rockies on December 18, 2013.
- On Houston's 60-day injured list (right shoulder tendinitis) from March 30 to July 22, 2017; included an injury rehabilitation assignment to Fresno (AAA) and Corpus Christi (AA).
- On Houston's injured list (right elbow inflammation) from May 18 to June 24, 2019; included an injury rehabilitation assignment to Round Rock (AAA) and Corpus Christi (AA).
- On Houston's injured list (right elbow inflammation) from August 31 to September 30, 2019.
- Signed by the Boston Red Sox as a free agent, March 5, 2020.
- On Boston's restricted list as he opted out of the 2020 season due to the COVID-19 pandemic.
- Signed by the Tampa Bay Rays as a free agent, February 22, 2021.
- On Tampa Bay's injured list (back strain) from April 18 to May 4, 2021.
- On Tampa Bay's COVID-19 injured list from June 16 to June 17.
- On Tampa Bay's injured list (right shoulder inflammation) from July 22 to August 7, 2021.
- Signed by the Atlanta Braves to a two-year major league contract with an option for 2024 on March 15, 2022.
- On the Atlanta Braves' injured list from June 7 to June 16, 2022.

## COMPLETE RECORD

Year	Club	W-L	ERA	G	GS	CG	SHO	SV	IP	H	R	ER	HR	HB	BB	SO	WP	BK
2008	Kingsport	0-0	4.17	12	8	0	0	1	41.0	47	25	19	5	1	16	41	1	1
2009	Brooklyn	8-2	2.76	14	14	1	1	0	75.0	61	25	23	1	5	21	79	3	0
2010	Savannah	7-8	3.33	28	20	0	0	1	132.1	139	65	49	7	12	38	129	5	2
2011	Binghamton	8-2	2.89	18	16	1	0	2	93.1	78	32	30	2	8	32	100	7	0
	St. Lucie	1-2	6.31	9	6	0	0	1	35.2	47	27	25	3	1	14	39	2	2
2012	Binghamton	5-5	2.41	12	12	0	0	0	74.2	63	21	20	4	5	17	65	6	0
	Buffalo	2-4	3.42	13	13	0	0	0	73.2	60	32	28	8	2	29	70	2	0
	New York	0-4	7.59	8	4	0	0	0	21.1	27	21	18	5	2	8	17	0	0
2013	Las Vegas	3-2	2.87	9	9	0	0	0	53.1	57	21	17	3	4	13	41	3	1
	New York	0-1	10.29	3	1	0	0	0	7.0	12	8	8	2	0	3	3	0	0
	Colorado	0-3	9.95	4	4	0	0	0	19.0	33	21	21	4	0	2	8	0	0
	Tulsa	1-1	1.38	2	2	0	0	0	13.0	9	2	2	1	0	0	12	0	0
	Colorado Springs	2-2	4.63	9	9	0	0	0	46.2	52	25	24	2	3	14	47	1	0
2014	Houston	11-9	2.73	25	25	0	0	0	154.2	117	53	47	13	6	41	157	6	0
2014	Oklahoma City	0-0	3.79	5	3	0	0	0	19.0	15	8	8	0	0	6	13	1	0
2015	Houston	19-7	3.89	32	32	0	0	0	203.2	207	89	88	19	9	53	171	5	0
2016	Houston	13-10	4.34	33	33	1	0	0	184.2	206	92	89	25	5	54	177	9	0
2017	Houston	5-2	3.55	12	12	0	0	0	63.1	62	27	25	7	5	20	62	4	0
	Fresno	0-0	27.00	1	1	0	0	0	1.0	3	3	3	0	0	1	1	0	0
	Corpus Christi	0-0	3.60	4	4	0	0	0	15.0	18	10	6	1	1	4	11	0	0
2018	Houston	6-2	1.99	58	0	0	0	0	72.1	45	18	16	6	5	21	94	0	0
2019	Round Rock	0-0	27.00	1	0	0	0	0	0.2	1	2	2	1	0	1	1	0	0
	Houston	4-5	4.70	35	8	0	0	0	74.2	62	41	39	12	3	30	82	0	0
	Corpus Christi	0-0	3.00	3	0	0	0	0	3.0	2	1	1	0	0	1	4	0	0
2021	Tampa Bay	6-1	1.55	37	7	0	0	1	64.0	48	15	11	3	2	12	74	2	1
2022	Atlanta	3-2	2.60	58	0	0	0	0	69.1	51	20	20	5	5	14	75	3	0
<b>Minor Totals</b>		<b>37-28</b>	<b>3.41</b>	<b>140</b>	<b>117</b>	<b>2</b>	<b>1</b>	<b>5</b>	<b>677.1</b>	<b>652</b>	<b>299</b>	<b>257</b>	<b>38</b>	<b>42</b>	<b>207</b>	<b>653</b>	<b>31</b>	<b>6</b>
<b>Major totals</b>		<b>67-46</b>	<b>3.68</b>	<b>305</b>	<b>126</b>	<b>1</b>	<b>0</b>	<b>1</b>	<b>934.0</b>	<b>870</b>	<b>405</b>	<b>382</b>	<b>101</b>	<b>42</b>	<b>258</b>	<b>920</b>	<b>29</b>	<b>1</b>



NON-ROSTER INVITEE

# CODY MILLIGAN

76

## OUTFIELDER

Full Name: **Cody Brian Milligan**Bats: **Left**Throws: **Right**Height: **5-10**Weight: **170**DOB: **December 23, 1998**Opening Day Age: **24**Born: **Denver, CO**Resides: **Binger, OK**MLB Debut: **--**MLB Service Time: **0.000**Acquired: **Braves' ninth-round draft pick in 2019**Contract Status: **Signed through 2023**

## 2022

- 24-year-old Cody Milligan played his third professional season in 2022, splitting the campaign between High-A Rome and Double-A Mississippi...In total, combined to hit .296 (143-for-483) with 27 doubles and 81 walks.
  - **A** Batted .329 (69-for-210) across 55 games in Rome prior to his promotion...Played 68 more games with Mississippi, hitting .271 (74-for-273).
- Named a MiLB.com Organization All-Star for his 2022 performance...Was also honored as a South Atlantic League Postseason All-Star.

## MINORS

- Made professional debut in 2019 with Rookie-level Danville, batting .252 (54-for-214).
- Played for High-A Rome in 2021, logging 96 games and a .230 (81-for-352) batting average.

## AMATEUR

- Competed collegiately at Oklahoma State (2018) and Cowley College (2019).
  - **A** Only appeared in 15 games for the Cowboys, but went on to bat .453 (97-for-214) for Cowley College...Had more RBI (65) than games played (61)...Also walked 56 times.

## TRANSACTIONS

- Selected by the Braves in the ninth round of the 2019 First-Year Player Draft out of Cowley College.

## COMPLETE RECORD

Year	Club	AVG	G	AB	R	H	2B	3B	HR	RBI	SH	SF	HP	BB	SO	SB-CS	OBP	SLG	E
2019	Danville	.252	59	214	37	54	7	0	1	12	0	2	3	44	54	12-6	.384	.299	11
2021	Rome	.230	96	352	60	81	13	3	1	31	1	4	6	47	97	15-11	.328	.293	15
2022	Rome	.329	55	210	55	69	17	3	1	15	0	1	2	49	46	7-1	.458	.452	8
	Mississippi	.271	68	273	37	74	10	1	1	21	0	6	2	32	58	14-0	.345	.326	3
	<b>Minor Totals</b>	<b>.265</b>	<b>278</b>	<b>1049</b>	<b>189</b>	<b>278</b>	<b>47</b>	<b>7</b>	<b>4</b>	<b>79</b>	<b>1</b>	<b>13</b>	<b>13</b>	<b>172</b>	<b>255</b>	<b>48-18</b>	<b>.371</b>	<b>.335</b>	<b>37</b>



# A.J. MINTER

# 33

## LEFT-HANDED PITCHER

Full Name: **Alex Jordan Minter**

Bats: **Left**

Throws: **Left**

Height: **6-0**

Weight: **215**

DOB: **September 2, 1993**

Opening Day Age: **29**

Born: **Tyler, TX**

Resides: **Whitehouse, TX**

MLB Debut: **August 23, 2017**

MLB Service Time: **4.162**

Acquired: **Braves' Comp. Balance B pick (75th overall) in 2015**

Contract Status: **Signed through 2023**

## 2022

- Led all of baseball with 34 holds while going 5-4 with five saves and a 2.06 ERA in his sixth major-league season.
  - His 75 appearances were the fourth most in MLB.
  - Was the only pitcher with at least five wins, five saves, and 30 holds this season.
  - Minter's 2.06 ERA was the third lowest among pitchers with at least 70 appearances.

## 2022 POSTSEASON

- Allowed a pair of runs in two outings out of Atlanta's bullpen while recording four strikeouts in 2.2 innings pitched.

## MAJOR LEAGUE NOTES

- Owns a career record of 11-15 with a 3.71 ERA through five seasons with Atlanta.
- Minter's career FIP of 2.89 ranked as the fifth lowest among active left-handers with at least 100.0 IP, trailing Aroldis Chapman, Josh Hader, Clayton Kershaw, and Trevor Rogers.
- Appeared in 22 games for Atlanta in 2020, and finished 1-1 with a 0.83 ERA (2 ER/21.2 IP).
  - His 0.83 ERA was the lowest in the National League and second in the majors among left-handed pitchers (min. 20.0 IP).
  - Was the only lefty in the National League (one of two in MLB) with two earned run or less in at least 20.0 IP.
  - In 2018, his first full major league season, worked at the back-end of the Braves bullpen and finished with 15 saves, one off the team lead of right-hander Aroldys Vizcaino.

## CAREER HIGHS

Most Innings Pitched

**2, 0, 3x, last: 10/2/21, ATL vs. NYM**

Most Runs Allowed

**4, 3x, last: 8/28/22, ATL at STL**

Most Earned Runs Allowed

**4, 4/27/19, ATL vs. COL**

Most Hits Allowed

**4, 3x, last: 9/8/19, ATL vs. WSH**

Most Home Runs Allowed

**2, 8/28/22, ATL at STL**

Most Walks

**3, 4/12/21, ATL vs. MIA**

Most Strikeouts

**4, 2x, last: 8/30/20, ATL at PHI**

Longest winning streak

**4 games, 6/22/19-8/30/20**

Longest losing streak

**5 games, 9/5/18-5/9/19**



LIVE BIO

- Minter's 15 in 2020 saves were second most among rookies in the majors, just one short of Philadelphia's Seranthony Dominguez.
  - ✎ His 15 saves were also the most by a rookie left-hander since 1975, when Will McEnaney saved 15 for Cincinnati.
  - ✎ Made 65 appearances, the fourth most in franchise history by a rookie left-hander... Jonny Venters set the mark with 79 in 2010.
  - ✎ Led all major league rookie lefties in 2018 with his 65 appearances.
- Has a record of 2-1 with a 3.18 ERA in 17 relief appearances and one start in the postseason.
- His 13.9 strikeouts per nine innings through his postseason career is the fourth-highest rate in playoff history during the live-ball era (since 1920).
- Made his first career start in Game 5 of the 2020 NLCS against Los Angeles.
  - ✎ Minter became the first pitcher in major league history to make his first career start in the postseason.
  - ✎ He last started a game in 2015, making four starts during his junior season at Texas A&M and going 2-0 with a 0.43 ERA (1 ER/21.0 IP).
  - ✎ Held Los Angeles (NL) to one hit while fanning seven without issuing a walk over 3.0 scoreless innings during his start.
- Became the first pitcher in postseason history to strike out at least seven batters in an outing of three innings or fewer, and just the fourth pitcher in franchise history to do so in any game... Jesse Biddle was the last to do so, fanning eight Nationals in 3.0 innings of relief on June 2, 2018.
  - ✎ Minter fanned five consecutive batters to end his outing, tying the NLCS record.
- Made his MLB debut on August 23, 2017 against Seattle after the organization selected his contract from Triple-A Gwinnett earlier in the day...Struck out two in a perfect ninth inning and became the first member of the organization's 2015 draft class to reach the majors.
  - ✎ Played across four levels of the Braves' minor league system in 2017 before making his major-league debut.

## MINOR LEAGUE NOTES

- Made his professional debut, pitching out of the bullpen for three different levels of the Braves organization as he recovered from "Tommy John" surgery in March of 2015...Did not pitch on consecutive days all season.
- Made 31 combined appearances in **2016**, compiling a 1.30 ERA (5 ER/34.2 IP), a .149 (18-for-121) and 47 strikeouts...Gave up three extra-base hits total and no runs in 29 of 31 games.

## AMATEUR

- Pitched for three seasons at Texas A&M University.
  - ✎ Went 5-0 with a 2.00 ERA (13 ER/58.1 IP) over 56 appearances (four starts) during his collegiate career...Moved from the bullpen to the starting rotation for his junior season in 2015, going 2-0 with a 0.43 ERA (1 ER/21.0 IP) across four starts to open the year before undergoing season-ending surgery.
  - ✎ Following his sophomore season he appeared in nine games out of the bullpen for the USA Baseball Collegiate National Team, posting a 0-0 record with a 0.00 ERA, striking out 10 in 12.1 innings.

## TRANSACTIONS

- Selected by the Atlanta Braves in the Competitive Balance B round (75th overall) of the 2015 First-Year Player Draft...Signed by Darin Vaughan.
- On Atlanta's injured list (left shoulder inflammation) from March 25 to April 4, 2019.
- On Atlanta's 60-day injured list (left shoulder inflammation) from September 12 through the end of the 2019 season.

# COMPLETE RECORD

Year	Club	W-L	ERA	G	GS	CG	SHO	SV	IP	H	R	ER	HR	HB	BB	SO	WP	BK
2016	Rome	0-0	0.00	5	0	0	0	2	6.2	2	0	0	0	0	1	6	1	0
	Carolina	0-0	0.00	8	0	0	0	0	9.1	3	0	0	0	0	4	10	0	0
	Mississippi	1-0	2.41	18	0	0	0	0	18.2	13	5	5	0	0	6	31	3	0
2017	Florida	0-0	1.80	5	0	0	0	0	5.0	3	1	1	1	0	0	9	0	0
	Rome	0-0	0.00	1	0	0	0	0	1.0	1	0	0	0	0	0	1	0	0
	Mississippi	0-0	0.00	3	0	0	0	0	3.0	1	0	0	0	0	2	3	0	0
	Gwinnett	1-2	4.70	17	0	0	0	0	15.1	15	11	8	1	0	10	17	1	0
2018	Atlanta	0-1	3.00	16	0	0	0	0	15.0	13	5	5	1	0	2	26	0	0
2019	Atlanta	4-3	3.23	65	0	0	0	15	61.1	57	23	22	3	2	22	69	5	0
	Atlanta	3-4	7.06	36	0	0	0	5	29.1	36	23	23	3	1	23	35	5	0
2020	Gwinnett	2-2	3.57	20	0	0	0	5	22.2	24	11	9	4	0	3	30	1	0
	Atlanta	1-1	0.83	22	0	0	0	0	21.2	15	3	2	1	0	9	24	1	0
2021	Atlanta	3-6	3.78	61	0	0	0	0	52.1	44	27	22	2	1	20	57	0	2
	Gwinnett	0-0	0.00	7	0	0	0	6	7.1	0	0	0	0	0	3	10	1	0
2022	Atlanta	5-4	2.06	75	0	0	0	5	70.0	49	21	16	5	3	15	94	3	0
<b>Minor Totals</b>		<b>4-4</b>	<b>2.33</b>	<b>84</b>	<b>0</b>	<b>0</b>	<b>0</b>	<b>13</b>	<b>89.0</b>	<b>62</b>	<b>28</b>	<b>23</b>	<b>6</b>	<b>0</b>	<b>29</b>	<b>117</b>	<b>7</b>	<b>0</b>
<b>Major Totals</b>		<b>16-19</b>	<b>3.24</b>	<b>275</b>	<b>0</b>	<b>0</b>	<b>0</b>	<b>25</b>	<b>249.2</b>	<b>214</b>	<b>102</b>	<b>90</b>	<b>15</b>	<b>7</b>	<b>91</b>	<b>305</b>	<b>14</b>	<b>2</b>







**NON-ROSTER INVITEE**

# BRIAN MORAN

**87**

## LEFT-HANDED PITCHER

Full Name: **Brian William Moran**

Bats: **Left**

Throws: **Left**

Height: **6-4**

Weight: **225**

DOB: **September 30, 1988**

Opening Day Age: **34**

Born: **Rye, NY**

Resides: **Bronxville, NY**

MLB Debut: **September 5, 2019** MLB Service Time: **2.039**

Acquired: **Signed as a minor league free agent, February 1, 2023**

Contract Status: **Signed through 2023**

## 2022

- Pitched in one game for the Los Angeles Angels and allowed three hits and two runs over 0.1 innings (54.00 IP).
- Spent the majority of the season with Triple-A Salt Lake and went 5-2 with a 4.07 ERA (22 ER/48.2 IP) over 45 appearances...Struck out 52.
- Pitched 2.0 scoreless innings for Salt Lake in his season debut, April 7, before his contract was purchased by the Angels...Pitched for Los Angeles on April 14 before being outrighted back to Salt Lake on April 21, where he remained for the rest of the season.

## MAJOR LEAGUE NOTES

- Made his major league debut with Miami, September 5, 2019 at Pittsburgh, and was the winning pitcher for the Marlins after working 1.0 scoreless inning in relief.
  - *A* His second batter faced was his brother, Colin, who he struck out looking for his first career strikeout...The matchup marked first time in the modern era (since 1900) a brother faced his sibling in a batter vs. pitcher matchup of an MLB debut.
  - *A* Became the fourth pitcher in Marlins history to enter as a reliever and win his MLB debut, joining Chris Volstad in 2008, Nate Bump in 2003 and Antonio Alfonseca in 1997.
- Made first career Opening Day roster with Blue Jays in 2020.
- Missed the entire 2014 season after undergoing Tommy John surgery in April...Suffered the injury during a Spring Training game with Angels.

## CAREER HIGHS

Most Innings Pitched

**1.2, 9/9/19, MIA vs. MIL**

Most Runs

**2, 4x, last: 4/14/22, LAA at TEX**

Most Earned Runs

**2, 4x, last: 4/14/22, LAA at TEX**

Most Hits Allowed

**3, 2x, last: 4/14/22, LAA at TEX**

Most Home Runs Allowed

**3, 5x, last: 9/9/22, ATL at SEA**

Most Walks

**2, 2x, last: 8/16/20, MIA vs. ATL**

Most Strikeouts


**3, 8/5/20, MIA vs. BAL**

Longest winning streak

**2 games, 9/5/19-8/5/20**

Longest losing streak

--



**LIVE BIO**

## MINOR LEAGUE NOTES

- Has pitched 12 seasons in the minors, going 30-27 with a 3.14 ERA (197 ER/565.0 IP) over 442 games, including a pair of starts...Has pitched for the Seattle, Atlanta, Los Angeles-NL, Colorado, Miami, Toronto, Tampa Bay and Los Angeles-AL organizations.
- Named to the Pacific Coast League Mid-Season All-Star team in 2013 with Tacoma, where he went 2-5 with a 3.45 ERA (24 ER/62.2 IP) over 48 games.

## AMATEUR

- Attended Iona Prep HS (New Rochelle, NY) and the University of North Carolina at Chapel Hill... Was college teammates with Dustin Ackley and Kyle Seager on the Tar Heels.

## PERSONAL

- His brother, Colin, has played seven major league seasons, for Houston (2016-17), Pittsburgh (2018-21) and Cincinnati (2022).
- His uncles, B.J. and Rich Surhoff, both played in the majors...B.J. played 19 seasons with the Brewers, Orioles and Braves...Rich appeared in nine games for the Phillies and Rangers during the 1985 season.

## COMPLETE RECORD

Year	Club	W-L	ERA	G	GS	CG	SHO	SV	IP	H	R	ER	HR	HB	BB	SO	WP	BK
2009	Clinton	0-3	2.89	12	0	0	0	0	18.2	14	7	6	0	0	7	17	0	0
	Pulaski	1-0	3.72	6	0	0	0	2	9.2	6	5	4	0	0	2	14	1	0
2010	West Tenn	0-0	13.50	2	0	0	0	0	2.0	4	3	3	0	0	1	1	0	0
	High Desert	2-0	1.42	17	0	0	0	1	25.1	22	4	4	0	0	2	29	0	0
	Clinton	4-1	1.34	22	0	0	0	3	40.1	34	8	6	0	0	6	48	3	0
2011	Jackson	5-3	4.60	45	0	0	0	0	60.2	60	31	31	9	0	22	63	2	0
2012	Tacoma	3-3	3.89	23	0	0	0	2	37.0	23	17	16	6	0	12	53	4	1
	Jackson	1-2	1.14	24	0	0	0	0	31.2	30	5	4	1	0	6	29	3	0
2013	Tacoma	2-5	3.45	48	0	0	0	4	62.2	70	28	24	4	3	20	85	4	2
2015	Jackson	2-1	3.56	25	0	0	0	0	30.1	29	12	12	2	1	17	29	2	0
	Bakersfield	0-0	0.00	2	0	0	0	0	3.0	0	0	0	0	0	1	0	0	0
2016	Gwinnett	0-0	5.06	6	0	0	0	0	5.1	6	3	3	1	1	0	1	1	0
2017	Tulsa	0-1	1.89	19	0	0	0	1	19.0	12	4	4	1	1	3	27	0	0
2018	Oklahoma City	1-1	6.17	9	0	0	0	0	11.2	16	9	8	0	1	5	10	0	0
	Tulsa	1-1	3.71	22	0	0	0	3	26.2	30	13	11	3	2	10	34	3	0
	Hartford	0-1	2.42	19	0	0	0	0	22.1	15	7	6	1	3	7	32	0	0
2019	New Orleans	2-3	3.15	43	1	0	0	0	60.0	45	25	21	6	7	26	77	4	2
	Miami	1-0	4.26	10	0	0	0	0	6.1	6	3	3	1	2	2	10	0	0
2020	Miami	1-0	12.27	5	0	0	0	0	3.2	5	5	5	1	0	6	6	0	0
	Toronto	0-0	0.00	2	0	0	0	0	1.0	1	0	0	0	0	0	1	0	0
2021	Durham	1-0	2.16	53	0	0	0	1	50.0	29	15	12	1	9	14	65	2	0
2022	Salt Lake	5-2	4.07	45	1	0	0	0	48.2	49	25	22	7	6	14	52	2	1
	Los Angeles (AL)	0-0	54.00	1	0	0	0	0	0.1	3	2	2	1	0	1	0	0	0
<b>Minor Totals</b>		<b>30-27</b>	<b>3.14</b>	<b>442</b>	<b>2</b>	<b>0</b>	<b>0</b>	<b>17</b>	<b>565.0</b>	<b>494</b>	<b>221</b>	<b>197</b>	<b>42</b>	<b>34</b>	<b>175</b>	<b>666</b>	<b>31</b>	<b>6</b>
<b>Major Totals</b>		<b>2-0</b>	<b>7.94</b>	<b>18</b>	<b>0</b>	<b>0</b>	<b>0</b>	<b>0</b>	<b>11.1</b>	<b>15</b>	<b>10</b>	<b>10</b>	<b>3</b>	<b>2</b>	<b>9</b>	<b>17</b>	<b>0</b>	<b>0</b>

## TRANSACTIONS

- Selected by the Seattle Mariners in the seventh round of the 2009 First-Year Player Draft; signed by Rob Mummrau.
- Selected by the Toronto Blue Jays from the Seattle Mariners in the major league phase of the Rule 5 Draft on December 12.
- Acquired by the Los Angeles Angels from the Toronto Blue Jays in exchange for cash considerations on December 12, 2013.
- On Los Angeles' 60-day injured list (left elbow inflammation) from March 21 through the end of the 2014 season.
- Returned to the Seattle Mariners, October 30, 2014.
- Selected by the Cleveland Indians from the Seattle Mariners in the minor league phase of the Rule 5 Draft, December 10, 2015.
- Signed by the Atlanta Braves as a minor-league free agent, August 10, 2016.
- Selected by the Baltimore Orioles from the Atlanta Braves in the minor league phase of the Rule 5 Draft, December 8, 2016.
- Signed by the Los Angeles Dodgers as a minor-league free agent, July 15, 2017.
- Signed by the Colorado Rockies as a minor-league free agent, July 17, 2018.
- Signed by the Miami Marlins as a minor-league free agent, November 9, 2018.
- Signed by the Toronto Blue Jays as a minor-league free agent, February 4, 2020.
- Claimed by the Miami Marlins off waivers from the Toronto Blue Jays, August 2, 2020.
- On Miami's 60-day injured list (right patella tendinitis) from August 17 through the end of the 2020 season.
- Signed by the Tampa Bay Rays as a minor-league free agent, February 2, 2021.
- Signed by the Los Angeles Angels as a minor-league free agent, November 24, 2021.
- Signed by the Atlanta Braves as a minor-league free agent, January 28, 2023.



# CHARLIE MORTON

# 50

## RIGHT-HANDED PITCHER

Full Name: **Charles Alfred Morton IV**

Bats: **Right**

Throws: **Right**

Height: **6-5**

Weight: **215**

DOB: **November 12, 1983**

Opening Day Age: **39**

Born: **Flemington, NJ**

Resides: **Bradenton, FL**

MLB Debut: **June 14, 2008**

MLB Service Time: **14.010**

Acquired: **Signed as a free agent, November 24, 2020**

Contract Status: **Signed through 2023**

## 2022

- Made 31 starts during his 15th major league season and went 9-6 with a 4.34 ERA (83 ER/172.0 IP) and 205 strikeouts...Compiled 1.6 bWAR on the year.
- His 205 strikeouts on the season were tied for ninth most in the majors...After June 1, his 159 strikeouts were fifth most in baseball.
  - ▲ Morton's 205 strikeouts this season were fifth most in the National League, and he is one of just three pitchers in Atlanta franchise history to log at least 200 strikeouts in multiple seasons...He struck out 216 last year...Hall-of-Famers John Smoltz (five seasons) and Phil Niekro (three seasons) are the only others to do so.
  - ▲ Since the start of the 2018 season, Morton's 904 strikeouts are fifth most in the majors...Only Gerrit Cole (1,196), Max Scherzer (1,044), Aaron Nola (1,007) and Robbie Ray (928) have more.
- Together with teammate Spencer Strider, Became the first pair of Braves teammates to reach 200 strikeouts in a season since 1886, when Old Hoss Radbourn (218) and Bill Stemmyer (239) both reached the mark...Radbourn tossed 509.1 innings that year, while Stemmyer totaled 348.2 innings.
- Struck out Wil Myers in the third inning of his start, April 14 at San Diego, for the 1,500th strikeout of his career.
  - ▲ Became the 18th active pitchers to reach 1,500 career strikeouts, with Max Scherzer's 3,193 strikeouts pacing active players.

## CAREER HIGHS

Most Innings Pitched

**9.0, 3x, last: 5/18/11, PIT at CIN**

Most Runs

**10, 8/14/09, PIT at CHC**

Most Earned Runs

**10, 8/14/09, PIT at CHC**

Most Hits Allowed

**11, 5/30/11, PIT at NYM**

Most Home Runs Allowed

**3, 5x, last: 9/9/22, ATL at SEA**

Most Walks

**6, 6/19/18, HOU at TEX**

Most Strikeouts


**14, 5/12/18, HOU vs. TEX**

Longest winning streak

**11 games, 8/22/17-6/10/19**

Longest losing streak

**7 games, 9/8/13-5/18/14**



- Had 45 total strikeouts in June, most in the National League and tied for tops in the majors... The White Sox' Dylan Cease also had 45.
  - ✎ Morton had never previously struck out 45+ batters in five or fewer starts in a single month...His previous high was 40 strikeouts, done over five starts in May of 2018.
  - ✎ Furthermore, since the mound-to-plate distance was first set at 60'6" in 1893, Morton is the only Braves pitcher to fan at least 45 batters in five or fewer starts in a single month.
  - ✎ Research courtesy the Elias Sports Bureau.
- Compiled a 4-3 record and a 5.67 ERA (38 ER/60.1 IP) with a .269 opponents average over his first 12 starts of the season.
  - ✎ In his final 19 games, dating to June 17, went 5-3 with a 3.63 ERA (45 ER/111.2 IP) and just a .212 average against him.
- Allowed 28 home runs on the season, the first 20-homer season of his career...Just eight pitchers in baseball allowed more homers this year.
  - ✎ In the first 309 games of his career, Morton allowed three homers in a game two times...He allowed three homers in a game in three times in his final 14 starts of the season.
  - ✎ His previous career most over a single season was 18 homers, set in 2018 while with the Astros.
  - ✎ Morton allowed 1.47 homers per 9.0 innings, the second-highest rate in the N.L...In his career, he has allowed more per 9.0 innings just once, surrendering 1.69 homers in 2010 with the Pirates.
- Started on August 21 vs. Houston, and allowed five hits and two runs over 6.0 innings...Walked two and struck out 11...Took a no-decision after the Astros rallied for a 5-4 win.
  - ✎ Fanned 12 in his previous outing, and had double-digit strikeouts in back-to-back games for the fourth time in his career... He last did so in 2019, and has never fanned 10+ in three straight games.
- With his start on May 25, became the 10th active pitcher in the majors to make 300 career starts.
  - ✎ Over his first 150 career starts, from his debut through August 20, 2015, Morton compiled a 44-65 record and a 4.46 ERA...In his next 150 starts, he went 66-33 with a 3.61 ERA.

## 2022 POSTSEASON

- Started Game 4 of the NLDS at Philadelphia and allowed four hits and three runs over 2.0 innings in the loss...The Phillies won the series, three-games-to-one, in the start.
  - ✎ Was the first loss in an elimination game in Morton's postseason career...Entered the start 5-0 with a 0.73 ERA (2 ER/24.2 IP) in five career elimination games, including four starts.
  - ✎ His five wins in elimination games are the most in postseason history.

## MAJOR LEAGUE NOTES

- **Awards:** A.L. All-Star (2x, 2018, '19), World Series Champion (2017).
- In 2021, struck out 216 batters on the season, sixth most in the NL and the second most he has ever fanned in a single season.
  - ✎ 2021 marked the third 200-strikeout season of his career; he fanned a career-most 240 batters in 2019, and struck out 201 in 2018.
  - ✎ He was the first Braves pitcher with a 200-strikeout season since Mike Foltynewicz fanned 202 in 2018... Morton's final total is the most for an Atlanta starter since Javier Vazquez struck out 238 in 2009.
  - ✎ Led the majors with 127 strikeouts recorded on the curveball...The next closest was Toronto's José Berrios with 97...Since joining the Houston Astros prior to the 2017 season, Morton has logged 479 strikeouts via the curveball, also most in the majors and over 40 more than any other pitcher...Philadelphia's Aaron Nola ranks second, with 438.
  - ✎ Morton tallied two double-digit strikeout games, fanning 11 Mets on June 22 at Citi Field, and 10 Phillies on September 28 at Truist Park...Has 19 career games with 10+ strikeouts.
- Went unbeaten in nine straight postseason appearances (eight starts), beginning with Game 7 of the 2017 ALCS vs. NYY (with HOU)...Went is 7-0 with a 1.45 ERA (7 ER/43.1 IP) and a .185 opponents average over that stretch.
  - ✎ The run ended when he lost Game 3 of the 2020 World Series vs. Los Angeles.
  - ✎ Became the sixth pitcher in postseason history to win at least seven straight decisions.

- Morton made his 2021 debut, April 3 at Philadelphia, and returned to the Braves last the previous offseason.
  - ✦ Morton made his major league debut with the club on June 14, 2008, beating Los Angeles (AL), 9-4 with 6.0 innings of three-run ball...He made 15 more appearances for the Braves that season, with his last coming on September 21 vs. NYM.
  - ✦ went 12 years, 194 days between Braves appearances.
  - ✦ According to research from the Elias Sports Bureau, only four other Braves in the modern era (since 1900) had a gap of at least 12 years between appearances, with Bucky Walters' 17-year, 302-day span the longest.
  - ✦ Walters played third base with the Braves in 1932, before transitioning to the mound where he became an MVP with Cincinnati in 1939...He returned to the Braves as the club's pitching coach in 1950, and made one final relief appearance for the team on July 23 of that year at the age of 41.
- Earned his 100th victory, June 22, 2021 at New York-NL.
  - ✦ Morton also earned his first career win while with Atlanta, June 14, 2008 at the Angels, in his major league debut...He became the first pitcher since the Dodgers' Hideo Nomo in 2003 to earn their first and 100th wins with the same team, while earning wins elsewhere in between.
  - ✦ Nomo won 37 games with the Mets, Brewers, Tigers and Red Sox between stints with the Dodgers, while Morton won 89 games with the Pirates, Phillies, Astros and Rays between his time with Atlanta...Research courtesy Elias.
- Was Tampa Bay's nominee for the Roberto Clemente Award in 2020, which recognizes the player who best represents the game through extraordinary character, community involvement, philanthropy and positive contributions, both on and off the field.
  - ✦ This was his third nomination, following 2014 (with PIT) and 2018 (with HOU).
- Combined to go 31-9 with a 3.09 ERA from 2018-19, earning the only two All-Star selections of his career.
  - ✦ Was charged with a blown save after allowing two runs in 2.0 innings in the 2018 Midsummer Classic and did not appear in the 2019 edition.
- Won each of his first three starts of the 2020 postseason and won five straight playoff games dating to the 2019 A.L. Wild Card Game.
  - ✦ Became the second pitcher in postseason history to start and win five consecutive decisions (with no relief apps in between) and allow no more than one earned run in each of them, joining PHI/ARI Curt Schilling (5) from 1993-2001.
  - ✦ His five postseason wins with the Rays are the most in franchise history.
- In 2017 went 2-1 with a 4.24 ERA (11 ER/23.1 IP) in five postseason games (four starts) as the Astros won their first World Series in franchise history... Went 1-0 with a 1.74 ERA (2 ER/10.1 IP) in two games (one start) in the World Series, and was on the mound for the final out in Game 7.
  - ✦ Earned the win in Game 7 of both the ALCS and World Series, becoming the first pitcher in major league history to win two Game 7s in a single postseason.
  - ✦ Became the fifth pitcher in major league history to record the win in Game 7 of the World Series after throwing 4.0 or more innings in relief, and the first in 59 years... Joined NYY's Bob Turley in 1958, NYY's Joe Page in 1947, PIT's Ray Kremer in 1925 and WAS's Walter Johnson in 1924.
- In Game 7 of the 2017 League Championship Series vs. HOU, recorded his fourth career win in a "winner take all" game, extending his own major league record...Marked his fifth career win in a potential elimination game, breaking a tie with five other pitchers for the most in major league history.
  - ✦ Yielded a two-out single in the first inning, then retired 14 straight before a one-out walk in the fifth...According to the Elias Sports Bureau, he was the first pitcher to retire at least 14 consecutive batters in a "winner take all" game since KC's Johnny Cueto (19) in Game 5 of the 2015 ALDS vs. HOU...He was the first pitcher to do this in a Game 7 since SF's Madison Bumgarner (14) in the 2014 World Series at KC (in relief).
  - ✦ At 36 years, 340 days, became the second-oldest pitcher to record the win in a Game 7 start behind STL's Burleigh Grimes (38.053) in the 1931 World Series vs. PHI-AL.
  - ✦ Became the fifth pitcher in major league history to make multiple scoreless starts in "winner take all" games, joining DET's Justin Verlander, ATL's John Smoltz, KC's Bret Saberhagen and SF's Madison Bumgarner.
  - ✦ Has five career wins in potential elimination games, the most in major league history, and has four career wins in a "winner take all" game, also a major league record.

• **A** Won five straight playoff starts from the 2019 A.L. Wild Card Game to the Game 7 of the 2020 ALCS...Became the second pitcher in postseason history to start and win five consecutive decisions (with no relief apps in between) and allow no more than one earned run in each of them, joining PHI/ARI Curt Schilling (5) from 1993–2001.

• **A** Went unbeaten in nine straight postseason appearances (eight starts), beginning with Game 7 of the 2017 ALCS vs. NYY (with HOU) and ending with Game 7 of the 2020 ALCS... Went 7-0 with a 1.45 ERA (7 ER/43.1 IP) and a .185 opponents average over that stretch... Became the sixth pitcher in postseason history to win at least seven straight decisions.

- Has been nominated for the Roberto Clemente Award three times – 2014 with Pittsburgh, 2018 with Houston and 2020 with Tampa Bay...The award recognizes the player who best represents the game through extraordinary character, community involvement, philanthropy and positive contributions, both on and off the field.

• **A** In 2018 was named Houston's Darryl Kile Award winner by the St. Louis Chapter of the BBWAA...The award is presented annually to the Cardinals and Astros player who best exemplifies Kile's traits of "a good teammate, a great friend, a fine father and a humble man.

• **A** Was the Astros nominee for the Bob Feller Act of Valor Award in 2017, which is awarded annually to a major league player who actively supports service men and women...Hosted and met with military veterans from the Wounded Warrior Project at home games throughout the season.

- Went 15-3 in 2018 to lead the majors with a .833 winning percentage, joining Roger Clemens (.818) in 2004 as the only Astros to ever do that...His 15 wins, 30 starts, 201 SO and 3.13 ERA were all career bests at the time...Ranked 7th in the A.L. in ERA.
- Underwent Tommy John surgery on June 14, 2012 while with Pittsburgh...Returned to make 20 starts with the Pirates in 2013.
- Has twice been traded in his career.
  - **A** Pittsburgh acquired him along with LHP Jeff Locke and OF Gorkys Hernandez from Atlanta in exchange for OF Nate McClouth in June, 2009.
  - **A** Philadelphia sent David Whitehead to the Pirates for Morton in December, 2015.

## MINOR LEAGUE NOTES

- Atlanta drafted Morton in the third round of the 2002 First-Year Player Draft and he spent eight years in the Braves system prior to his trade to Pittsburgh.
- In 14 career minor league seasons, is 44-55 with a 4.05 ERA (373 ER/828.1 IP) across 204 games and 132 starts.
- Was named International League Pitcher of the Week in April, 2009, before being traded to Pittsburgh later that season.
- Pitched for the Peoria Javelinas in the 2007 Arizona Fall League, and was named a Rising Star.
- Was ranked by Baseball America as having the "Best Curveball" in the Braves organization following the 2004 and 2003 seasons and was tabbed as the best pitching prospect in the International League in 2008.

## AMATEUR

- Was selected by Atlanta out of Joel Barlow High School in Redding, Conn.

## PERSONAL

- He and his wife, Cindy, live in Bradenton, Fla. with their four children, Cam, Grace, Benji and Emelia.
  - **A** "Cam" is an acronym for Charles Alfred Morton V, his full name.
  - **A** The Astros clinched the A.L. West on the day Emelia was born in 2018 and teammate George Springer video called Charlie at the hospital from the clubhouse celebration.

## TRANSACTIONS

- Selected by the Atlanta Braves in the third round of the 2002 First-Year Player Draft...Signed by John Stewart.
- On Atlanta's disabled list (left oblique muscle strain) from March 27 to April 11, 2009.
- Acquired by the Pittsburgh Pirates along with LHP Jeff Locke and OF Gorkys Hernandez from the Atlanta Braves in exchange for OF Nate McClouth on June 3, 2009.
- On Pittsburgh's disabled list (right shoulder inflammation) from May 28 to July 2, 2010; included an injury rehabilitation assignment to Indianapolis (AAA).
- On Pittsburgh's disabled list (left hip surgery) from March 29 to April 14, 2012; included an injury rehabilitation assignment to Indianapolis (AAA).
- On Pittsburgh's 60-day disabled list (right elbow inflammation) from May 30 to the end of the 2012 season.
- On Pittsburgh's 60-day disabled list (recovery from Tommy John surgery) from March 22 to June 13, 2013; included an injury rehabilitation assignment to Bradenton (A+), Altoona (AA) and Indianapolis (AAA).
- On Pittsburgh's disabled list (right hip

- inflammation) from August 16 to September 16, 2014; included an injury rehabilitation assignment to Altoona (AA).
- On Pittsburgh's 60-day disabled list (right hip surgery) from September 24 through the end of the 2014 season.
- On Pittsburgh's disabled list (recovery from right hip surgery) from April 5 to May 25, 2015; included an injury rehabilitation assignment to Altoona (AA) and Indianapolis (AAA).
- Acquired by the Philadelphia Phillies from the Pittsburgh Pirates in exchange for RHP David Whitehead on December 12, 2015.
- On Philadelphia's 60-day disabled list (left hamstring strain) from April 24 to the end of the 2016 season.
- Signed by the Houston Astros to a two-year major league contract on November 16, 2016.

- On Houston's disabled list (right back muscle strain) from May 27 to July 7, 2017; included an injury rehabilitation assignment to Fresno (AAA).
- On Houston's disabled list (right shoulder inflammation) from August 29 to September 8, 2018.
- Signed by the Tampa Bay Rays to a two-year major league contract on December 21, 2018.
- On Tampa Bay's injured list (right shoulder inflammation) from August 10 to September 2, 2020.
- Signed by the Atlanta Braves to a one-year major league contract on November 24, 2020.
- Signed by the Atlanta Braves to a one-year major league contract with an option for 2023 on September 10, 2021.
- Signed by the Atlanta Braves to a one-year contract for the 2023 season, with a club option for 2024, on September 30, 2022.

## COMPLETE RECORD

Year	Club	W-L	ERA	G	GS	CG	SHO	SV	IP	H	R	ER	HR	HB	BB	SO	WP	BK
2002	GCL Braves	1-7	4.54	11	5	0	0	0	39.2	37	34	20	1	2	30	32	5	0
2003	Danville	2-5	4.67	14	13	0	0	0	54.0	65	32	28	3	1	25	46	9	5
2004	Rome	7-9	4.82	27	18	0	0	2	117.2	140	76	63	7	7	68	102	10	0
2005	Rome	5-9	5.20	26	22	0	0	1	124.2	124	84	72	7	14	62	86	12	2
2006	Myrtle Beach	6-7	5.40	30	14	0	0	2	100.0	116	70	60	14	4	54	75	9	0
2007	Mississippi	4-6	4.29	41	6	0	0	0	79.2	80	41	38	3	6	37	67	11	0
2008	Richmond	5-2	2.05	13	12	0	0	0	79.0	51	20	18	0	2	27	72	2	0
	Atlanta	4-8	6.15	16	15	0	0	0	74.2	80	56	51	9	2	41	48	2	0
2009	Gwinnett	7-2	2.51	10	10	1	1	0	64.2	52	18	18	3	2	16	55	2	0
	Indianapolis	0-0	0.00	1	1	0	0	0	7.0	4	0	0	0	1	1	7	0	0
	Pittsburgh	5-9	4.55	18	18	1	1	0	97.0	102	49	49	7	5	40	62	4	0
2010	Indianapolis	4-4	3.83	14	14	1	0	0	80.0	83	46	34	6	6	30	53	3	1
	Pittsburgh	2-12	7.57	17	17	0	0	0	79.2	112	79	67	15	7	26	59	5	1
2011	Pittsburgh	10-10	3.83	29	29	2	1	0	171.2	186	82	73	6	13	77	110	9	1
2012	Indianapolis	0-0	1.17	1	1	0	0	0	7.2	6	1	1	0	0	1	8	0	0
	Pittsburgh	2-6	4.65	9	9	0	0	0	50.1	62	30	26	5	2	11	25	4	0
2013	Bradenton	0-0	6.00	1	1	0	0	0	3.0	3	2	2	1	1	0	2	0	0
	Altoona	1-1	2.41	4	4	0	0	0	18.2	10	5	5	2	0	6	11	1	0
	Indianapolis	0-1	3.79	4	4	0	0	0	19.0	16	10	8	1	1	10	12	0	0
	Pittsburgh	7-4	3.26	20	20	0	0	0	116.0	113	51	42	6	16	36	85	5	0
2014	Altoona	0-0	4.50	1	1	0	0	0	4.0	4	2	2	0	0	1	6	0	0
	Pittsburgh	6-12	3.72	26	26	0	0	0	157.1	143	76	65	9	19	57	126	8	0
2015	Altoona	1-0	0.00	1	1	0	0	0	7.0	2	0	0	0	0	2	5	0	0
	Indianapolis	1-1	2.03	2	2	0	0	0	13.1	13	4	3	0	0	4	17	1	0
	Pittsburgh	9-9	4.81	23	23	0	0	0	129.0	137	77	69	13	12	41	96	2	1
2016	Philadelphia	1-1	4.15	4	4	0	0	0	17.1	15	8	8	1	0	8	19	1	1
2017	Corpus Christi	0-0	0.00	1	1	0	0	0	4.1	1	2	0	0	0	2	5	0	0
	Fresno	0-1	1.50	2	2	0	0	0	6.0	4	1	1	1	0	2	3	0	0
	Houston	14-7	3.62	25	25	0	0	0	146.2	125	65	59	14	13	50	163	4	0
2018	Houston	15-3	3.13	30	30	0	0	0	167.0	130	63	58	18	16	64	201	4	0
2019	Tampa Bay	16-6	3.05	33	33	0	0	0	194.2	154	71	66	15	12	57	240	5	1
2020	Tampa Bay	2-2	4.74	9	9	0	0	0	38.0	43	21	20	4	4	10	42	1	0
2021	Atlanta	14-6	3.34	33	33	0	0	0	185.2	136	77	69	16	17	58	216	5	0
2022	Atlanta	9-6	4.34	31	31	0	0	0	172.0	149	85	83	28	18	63	205	4	0
<b>Minor Totals</b>		<b>44-55</b>	<b>4.05</b>	<b>204</b>	<b>132</b>	<b>2</b>	<b>1</b>	<b>5</b>	<b>829.1</b>	<b>811</b>	<b>448</b>	<b>373</b>	<b>49</b>	<b>47</b>	<b>378</b>	<b>664</b>	<b>65</b>	<b>8</b>
<b>Major Totals</b>		<b>116-101</b>	<b>4.03</b>	<b>323</b>	<b>322</b>	<b>3</b>	<b>2</b>	<b>0</b>	<b>1797.0</b>	<b>1687</b>	<b>890</b>	<b>805</b>	<b>166</b>	<b>156</b>	<b>639</b>	<b>1697</b>	<b>63</b>	<b>5</b>



# RODDERY MUÑOZ

# 69

## RIGHT-HANDED PITCHER

Full Name: **Roddery Muñoz**

Bats: **Right**

Throws: **Right**

Height: **6-2**

Weight: **210**

DOB: **April 14, 2010**

Opening Day Age: **22**

Born: **Santo Domingo, DR**

Resides: **Santo Domingo, DR**

MLB Debut: **--**

MLB Service Time: **0.000**

Acquired: **Signed as a minor league free agent, June 11, 2018**

Contract Status: **Signed through 2023**

## 2022

- Combined to make 22 appearances between High-A Rome and Double-A Mississippi, going 8-4 with a 4.66 ERA (52 ER/100.1 IP) and 119 strikeouts.
- Opened the season with Rome and went 8-4 with a 4.03 ERA (40 ER/89.1 IP) over 19 starts until a promotion to Mississippi on August 9.
  - ▲ Over his final seven starts in Rome, from June 26 to August 4, went 6-1 with a 1.67 ERA, allowing just seven earned runs over 37.2 innings...Struck out 49 in that span.
- In three starts with Mississippi, pitched to a 9.82 ERA (12 ER/11.0 IP)...Seven of the 12 earned runs came in just 1.0 inning in his debut with the club.

## MINOR LEAGUE NOTES

- In four total seasons in the minors, has compiled a 10-13 record with a 4.87 ERA (113 ER/209.0 IP) and 236 strikeouts.
  - ▲ Pitched for the DSL Braves in both 2018 and 2019, before playing for Single-A Augusta in 2021.

## TRANSACTIONS

- Signed by the Braves as a minor-league free agent, June 11, 2018.

## COMPLETE RECORD

Year	Club	W-L	ERA	G	GS	CG	SHO	SV	IP	H	R	ER	HR	HB	BB	SO	WP	BK
2018	DSL Braves	1-2	6.88	10	0	0	0	1	17.0	22	15	13	0	2	14	17	5	0
2019	DSL Braves	0-5	3.77	14	14	0	0	0	62.0	48	39	26	2	7	29	67	9	2
2021	Augusta	1-2	6.67	8	6	0	0	0	29.2	33	23	22	3	0	11	33	4	0
2022	Rome	8-4	4.03	19	19	1	0	0	89.1	85	48	40	9	2	37	105	4	3
	Mississippi	0-0	9.82	3	3	0	0	0	11.0	12	14	12	3	0	5	14	0	0
<b>Minor Totals</b>		<b>10-13</b>	<b>4.87</b>	<b>54</b>	<b>42</b>	<b>1</b>	<b>0</b>	<b>1</b>	<b>209.0</b>	<b>200</b>	<b>139</b>	<b>113</b>	<b>17</b>	<b>11</b>	<b>96</b>	<b>236</b>	<b>22</b>	<b>5</b>





# SEAN MURPHY

# 12

## CATCHER

Full Name: **Sean Michael Murphy**

Bats: **Right**

Throws: **Right**

Height: **6-3**

Weight: **228**

DOB: **October 4, 1994**

Opening Day Age: **28**

Born: **Peekskill, NY**

Resides: **Nashville, TN**

MLB Debut: **May 19, 2019**

MLB Service Time: **3.029**

Acquired: **Trade with Oakland and Milwaukee, December 12, 2022**

Contract Status: **Signed through 2028**

## 2022

- 28-year-old Sean Murphy completed his fourth major league season in 2022, his second full season, slashing .250/.332/.426 (134-for-537) with 18 home runs, 66 RBI and 67 runs scored... Homers, RBI and runs were all career highs.
  - Finished 22nd in American League MVP voting.
  - His 45 walks were the most by an Oakland catcher since Derek Norris had 47 for the club in 2014.
- Caught 116 games, also the most in his career, while slotting in at designated hitter on 30 occasions.
  - Logged a .991 fielding percentage behind the plate, committing eight errors in 1004.0 innings.
  - Led the American League and ranked second in MLB with 1004.0 innings caught...Only Philadelphia's JT Realmuto logged more time (1131.2 innings).
- Hit .330/.422/.552 (31-for-94) in August, contributing five home runs, 17 RBI, 12 runs and 10 walks.
  - His 17 RBI in that time tied for the fifth most by an American League catcher in any calendar month.
- Ranked fifth in the American League with 13 hit-by-pitches.
- Among MLB catchers with 250 plate appearances, ranked highly in numerous categories: doubles (1st, 28), on-base percentage (4th, .348), batting average (5th, .269), RBI (5th, 56), home runs (T5th, 16) and slugging percentage (7th, .458).
- Recorded a career-best four hits on July 12 at Texas, including two doubles...Reached base five times with a 12th-inning intentional walk.

## CAREER HIGHS

Most Runs

**4, 9/13/19, OAK at TEX**

Most Hits

**4, 7/12/22, OAK at TEX**

Most Doubles

**3, 9/13/19, OAK at TEX**

Most Triples

**1, 2x, last: 9/15/22, OAK at HOU**

Most Home Runs

**2, 2x, last: 8/17/22, OAK at TEX**

Most RBI

**5, 8/30/22, OAK at WSH**

Most Walks

**3, 2x, last: 8/4/21, OAK vs. SD**

Most Stolen Bases

**1, 6/28/22**

Longest Hitting Streak

**8 games, 5/17-5/27/22**



## MAJOR LEAGUE NOTES

- **Awards:** Rawlings Gold Glove Award (2021), *Baseball Digest* MLB Rookie All-Star Team, *Topps* All-Star Rookie Team
- In 2021, batted .216 with 17 home runs and 59 RBI in 119 games in his first full season after hitting .237 with 11 home runs and 22 RBI in 63 games over his first two years with the A's.
  - Added 40 walks and was hit by a pitch 12 times for a .306 on-base percentage... The hit by pitches ranked eighth in the American League and tied for 10th most in Oakland history.
  - Hit .293 with runners in scoring position.
- His 17 home runs in 2021 were fifth most among A.L. catchers and tied for fifth most in Oakland history by a backstop...Led AL catchers in doubles (22) and ranked third in RBI (56) and extra-base hits (39).
- In 2021, became the first catcher in Athletics history to win a Gold Glove after tying for third among major league catchers in defensive runs saved (10).
  - Opponents were caught stealing in 13-of-54 (24.1%) stolen base attempts with him behind the plate and the 13 caught stealings tied for fifth most among AL catchers.
  - Ranked fourth among AL catchers in games (112), games started (104) and innings (923.1) and fifth in catchers ERA (3.99).
  - Had just one passed ball, which tied for the fewest among qualified A.L. catchers... it matched Brent Mayne (1 passed ball in 83 games caught) for the fewest in Oakland history by a catcher with at least 81 games behind the plate.
- During the abbreviated 2020 season, Murphy's rookie season, he started 39 of the A's 60 games behind the plate and batted .233 with seven home runs and 14 RBI in 43 games overall...Added 24 walks to fuel a .364 on-base percentage.
  - Ranked fourth among major league rookies in walks, sixth in home runs and on-base percentage, seventh in OPS (.821) and slugging (.457) and tied for eighth in runs (21).
  - Tied for second among major league catchers in walks (24), tied for third in on-base percentage (.367) and tied for fifth home runs (7).
  - Was hitting .203 with two home runs, five RBI and a .654 OPS in 27 games through the end of August...Then reached base safely in each of his 16 games in September and batted .277 with five home runs, nine RBI and a 1.062 OPS.

- In 2020, started 65% of the A's games at catcher, which was the second highest percentage by a rookie catcher in Oakland history.
  - The highest is 67.3% (109-of-162) by A.J. Hinch in 1998.
  - Tied for third among major league catchers in games (43), ranked fifth in innings (339.1), sixth in catcher's ERA (3.79), tied for sixth in games started (39), eighth in putouts (334) and ninth in total chances (350).
- Became the seventh player in Athletics history to reach 10 career home runs in 55 games or fewer, joining Canseco, Chapman, Held, Gross, McGwire and Olson.
- Made his major league debut on September 4, 2019 against Los Angeles-AL in a start at catcher and went 1-for-3 in the A's 4-0 win...Hit a solo home run off Jake Jewell in the fifth inning for his first hit and RBI.
  - Is just the fourth MLB catcher since 1908 to catch a shutout and homer in his debut (last: Aramis Garcia, SF vs. NYM on August 31, 2018).
  - Became the first Athletic to catch a shutout in his debut since Jack Lapp in the second game of a Sept. 11, 1908 doubleheader against Washington.
  - Became the sixth player in Oakland history to homer in his debut, the first since Franklin Barreto on June 24, 2017 vs. Chicago-AL.
- Has eight games of postseason experience, all with Oakland, most recently in 2020.
  - Is a career .217/.269/.478 (5-for-23) with two home runs, four RBI and four runs.

## MINOR LEAGUE NOTES

- Was ranked as the A's seventh-best prospect by Baseball America following the 2017 season and third-best following 2018 and 2019.
- Spent most of the 2018 season at Double-A Midland where he hit .288 with eight home runs and 43 RBI in 68 games.
  - Missed seven weeks of the season with a sprained right finger and also had three games at Triple-Nashville and two on a rehab assignment with the A's affiliate in the Arizona Rookie League...Combined to hit .285 in 73 games overall.
- Ranked fourth in the A's farm system in 2018 in slugging (.489)...Was named an A's Organization All-Star by *MiLB.com* and a Texas League Midseason All-Star.
  - Was also named to the United States Team for the All-Star Futures Game but did not play due to his injury.

- Batted .340 against left-handed pitchers, .413 during the day and .370 in the ninth inning.
- In 2017, began his first full professional season at Single-A Stockton and was batting .297 with nine home runs and 26 RBI in 45 games when he was promoted to Double-A Midland June 28...Hit .209 with four home runs and 22 RBI in 53 games with the RockHounds.

**A** Named to the California League Midseason All-Star team.

## AMATEUR

- Graduated from Centerville High School in Dayton, Ohio...Attended Wright State University.
- A** Was an All-League selection in 2015... Earned Horizon League Freshman of the Year honors and was a Louisville Slugger Freshman All-American in 2014.

## TRANSACTIONS

- Signed a \$73 million contract extension through the 2028 season that includes a \$15 million club option for the 2029 season.
- Acquired by Atlanta from Oakland as part of a three-team trade that involved Milwaukee... In exchange for Murphy, the Braves traded RH Justin Yeager (MIL), C William Contreras (MIL), Manny Piña, RH Royber Salinas, LH Kyle Muller and RH Freddy Tarnok.
- Placed on the Injured List on August 1, 2019 with a left knee strain.
- Placed on the Injured List on April 30, 2019 with a left knee strain.
- Placed on the Injured List on July 7, 2018 with a right wrist sprain.
- Placed on the Injured List on April 23, 2017 with a left wrist sprain.
- Drafted by Oakland in the third round (83rd overall) of the 2016 First-Year Player Draft.

## COMPLETE RECORD

Year	Club	AVG	G	AB	R	H	2B	3B	HR	RBI	SH	SF	HP	BB	SO	SB-CS	OBP	SLG	E
2016	Vermont	.237	22	76	10	18	1	0	2	7	0	0	0	9	12	1-0	.318	.329	3
	AZL Athletics	.000	1	3	1	0	0	0	0	0	0	0	0	0	0	0-0	.000	.000	0
2017	Midland	.209	53	191	25	40	7	0	4	22	2	2	1	21	34	0-0	.288	.309	2
	Stockton	.297	45	165	22	49	11	0	9	26	0	1	1	11	33	0-0	.343	.527	3
2018	Nashville	.250	3	8	2	2	0	0	0	0	0	0	1	3	2	0-0	.500	.250	0
	Midland	.288	68	257	51	74	26	2	8	43	1	2	6	23	47	3-0	.358	.498	3
	AZL Athletics	.200	2	5	1	1	1	0	0	0	0	0	0	0	1	0-0	.200	.400	0
2019	Las Vegas	.308	31	120	25	37	6	1	10	30	0	3	2	15	31	0-1	.386	.625	3
	AZL Athletics Gold.214	.9	28	8	6	2	0	1	1	0	0	0	4	4	0-0	.313	.393	1	
	AZL Athletics Green.500	.1	2	1	1	0	0	0	0	0	0	0	3	1	0-0	.800	.500	0	
2020	Oakland	.245	20	53	14	13	5	0	4	8	0	0	1	6	16	0-0	.333	.566	1
	Oakland	.233	43	116	21	27	5	0	7	14	0	0	0	24	37	0-0	.364	.457	2
2021	Oakland	.216	119	393	47	85	23	0	17	59	0	3	12	40	114	0-0	.306	.405	6
2022	Oakland	.250	148	537	67	134	37	2	18	66	0	5	13	56	124	1-0	.332	.426	8
<b>Minor Totals</b>		<b>.267</b>	<b>235</b>	<b>855</b>	<b>146</b>	<b>228</b>	<b>54</b>	<b>3</b>	<b>34</b>	<b>129</b>	<b>3</b>	<b>8</b>	<b>11</b>	<b>89</b>	<b>165</b>	<b>4-1</b>	<b>.341</b>	<b>.456</b>	<b>15</b>
<b>Major Totals</b>		<b>.236</b>	<b>330</b>	<b>1099</b>	<b>149</b>	<b>259</b>	<b>70</b>	<b>2</b>	<b>46</b>	<b>147</b>	<b>0</b>	<b>8</b>	<b>26</b>	<b>126</b>	<b>291</b>	<b>1-0</b>	<b>.326</b>	<b>.429</b>	



# MATT OLSON

# 28

## INFIELDER

Full Name: **Matthew Kent Olson**

Bats: **Left**

Throws: **Right**

Height: **6-5**

Weight: **235**

DOB: **March 29, 1994**

Opening Day Age: **28**

Born: **Atlanta, GA**

Resides: **Brookhaven, GA**

MLB Debut: **Sept. 12, 2017**

MLB Service Time: **4.103**

Acquired: **Trade with Oakland, March 14, 2022**

Contract Status: **Signed through 2029**

## 2022

- **Awards:** N.L. Player of the Week (10/5)
- **MLB Ranks:** Doubles (T2nd, 44), Extra-Base Hits (T3rd, 78), RBI (T7th, 103).
- **NL Ranks:** Doubles (2nd, 44), Extra-Base Hits (T2nd, 78), RBI (T4th, 103), home runs (8th, 34), walks (8th, 75), total bases (9th, 294)
- 28-year-old Matt Olson played in his seventh season in the big leagues...He hit .240 (148-for-616) with 34 home runs, 103 RBI and 86 runs scored...He played in all 162 games.
- In his first 12 games as a Brave, batted .452/.566/.714 (19-for-42) with seven extra-base hits, 11 walks and a 1.280 OPS.
- Hit 34 doubles before the All-Star break, setting a new franchise record.
  - ✦ Marcus Giles (2003), Ozzie Albies (2018) and Nick Markakis (2018) previously shared the honor with 29 apiece...Since 2015, only Eduardo Escobar (MIN, 35) and David Ortiz (BOS, 34) have done it.
- From June 1 through the remainder of the regular season, recorded 82 RBI, ranking second in the National League and third in Major League Baseball...Only Aaron Judge (NYY, 93) and Pete Alonso (NYM, 84) had more.
- Played in all 162 games (161 starts), one of two players in MLB to do so...Teammate Dansby Swanson was the other (162 starts).
  - ✦ The last first baseman, league-wide, to play in all 162 games was Freddie Freeman, who did it for Atlanta in 2018.
  - ✦ Olson played in 162 games for the second time in his career, also doing so in 2018 with Oakland...Freeman was also the last first baseman to do it in two seasons (2014, '18).

## CAREER HIGHS

Most Runs

**3, 7x, last: 8/7/21, OAK vs. TEX**

Most Hits

**4, 6x, last: 5/31/22, ATL at ARI**

Most Doubles

**2, 12x, last: 8/24/22, ATL at PIT**

Most Triples

**1, 9/5/20, OAK vs. SD**

Most Home Runs

**2, 13x, last: 6/28/22, ATL at PHI**

Most RBI

**5, 4x, last: 6/21/22, ATL vs. SF**

Most Walks

**4, 9/26/21, OAK vs. HOU**

Most Stolen Bases

**1, 7x, last: 8/23/21, OAK vs. SEA**

Longest Hitting Streak

**16, 6/30-7/21/19**



LIVE BIO

- Ranked third in the National League and eighth in MLB with an average exit velocity of 92.9 mph (min. 250 batted balls).
  - ✎ That average exit velocity is the highest in a single season by a Brave in the Statcast era (since 2015).
- On June 12 hit his 150th career home run...He became one of six active players in baseball with at least 150 home runs and fewer than 750 games played...Now has 176 in his career.
  - ✎ Aaron Judge (NYY, 220), Miguel Sanó (MIN, 162), Hunter Renfroe (SDP/TBR/BOS/MIL, 157), Gary Sánchez (NYY/MIN, 154) and Cody Bellinger (LAD, 152) are the others in the cohort.
- Was named National League Player of the Week for the week of October 4.
  - ✎ From September 27-October 4, batted .360/.448/.840 (9-for-25) with a four-game home run streak, September 28-October 2.
  - ✎ Homered off Josiah Gray (WSH), Jacob deGrom (NYM), Max Scherzer (NYM) and Seth Lugo (NYM).
  - ✎ During the seven-game window, hit four home runs with six RBI, six runs scored and four walks.

## MAJOR LEAGUE NOTES

- **Awards:** Rawlings Gold Glove Award (2018,2019), A.L. All-Star (2021), N.L. Player of the Week (10/5/22)
- **2021:** Was named to his first American League All-Star team and batted .271 with 39 home runs and 111 RBI in 156 games.
  - ✎ Also participated in the Home Run Derby for the first time and hit 23 home runs in a first round loss to Trey Mancini (24)...had an average distance of 447 feet and an average exit velocity of 104.8...Topped out at 495 feet and an exit velocity of 111.
- Had career highs in batting average, on-base percentage (.371), runs (101), hits (153), doubles (35), home runs, RBI, walks (88), extra base hits (74) and stolen bases (4).
- Finished eighth in AL MVP voting and received votes for as high as fourth (2).
- Led A's in nearly every category including batting, on-base percentage, slugging percentage, OPS, games, at bats, runs, hits, doubles, home runs, RBI, walks and extra-base hits.
- Batted .225 with 16 home runs and 43 RBI with two strikes...Tied for second in the AL in two-strike home runs and tied for third in RBI.
  - According to the Elias Sports Bureau, his 22 home runs against left-handed pitchers matched Stan Musial, who had 22 in 1949, for the most in Major League history by a left-handed hitter.
  - Ranked second in the A.L. in go-ahead RBI (31) and tied for third in go-ahead home runs (16).
  - Led A.L. first basemen with a .995 fielding percentage...Also ranked first in games (152) and total chances (1,235), second in putouts (1156), tied for second in assists (73), third in double plays (98) and tied for third in defensive runs saved (6).
  - Led major league first basemen in RBI (111) and ranked second in home runs (39).
    - ✎ The RBI were third most in Oakland history by a first baseman and the most since Jason Giambi had 121 in 2000...The home runs tied for fourth and were the most since Mark McGwire had 47 in 1996.
    - ✎ Now has 176 home runs as a primary first baseman over the last five years, which are the most among major league first baseman over that span.
  - Ranked second in the A.L. in intentional walks (12) and third in sacrifice flies (11)...The sacrifice flies tied for fourth most in Athletics history and were the most since Brent Gates also had 11 in 1995.The intentional walks matched the most by an Athletic over the last 19 years and were the most since Nick Swisher had also 12 in 2007.
  - Hit .322 with 21 home runs, 52 RBI and a 1.103 OPS in 65 games during the day. .236 with 18 home runs, 59 RBI and a .778 OPS in 91 night games.
    - ✎ Led the majors in on-base percentage in day games (.438), ranked second in home runs and OPS and third in slugging (.665) and RBI...his 21 home runs during the day were the most by an Athletic since Mark McGwire had 22 in 1996.
  - Hit 27 of his 39 home runs with the bases empty, which tied for the third most solo home runs in Oakland history behind McGwire (32 in 1987) and Reggie Jackson (28 in 1969).
  - His 39 home runs were third most in Athletics history by a left-handed hitter behind Reggie Jackson (47 in 1969) and Jason Giambi (43 in 2000).
  - Was 6-for-15 (.400) with the bases loaded...Had a grand slam and 21 RBI...Batted .272 with a .912 OPS on the road, .270 with a .911 OPS at home.
  - Had a career-high 80-game errorless streak from June 1-September 7, which tied for the third longest errorless streak by a first baseman in Oakland history.
    - ✎ It was the longest since Daric Barton also had an 80-game streak from June 15, 2011-September 24, 2013

- **2020:** Seven of his 14 home runs put the A's ahead and he tied for second in the majors in go-ahead home runs...Tied for the lead in game-winning RBI (8) and tied for fourth in go-ahead RBI (11)...Ranked third among Major League first basemen in home runs (14) and walks (34) and fourth in RBI (42).
- Started 59 games at first base and committed just one error in 60 games overall at first for a .998 fielding percentage...The fielding percentage rounded to four decimal places was .9977, which was second highest in Athletics history to Vic Power of the 1957 Kansas City A's (.9981).
  - Ranked second among major league first basemen in assists (48) and innings (499.1), tied for third in defensive runs saved (5), fourth in fielding percentage and sixth in total chances (442) and putouts (393)...Was one of two first basemen to play in 60 games.
  - Hit a walk-off grand slam in the bottom of the 10th inning on Opening Day, July 24 against Los Angeles (AL).
  - It was the third Opening Day walk-off grand slam in major league history along with Jim Presley (Seattle, 1986) and Sixto Lezcano (Milwaukee, 1980).
  - It was the first Opening Day walk-off home run in Oakland history and the third Opening Day grand slam (Eric Fox, 1993; Terry Steinbach, 1994)
  - It was the eighth walk-off grand slam in Oakland history, the first since Khris Davis on May 17, 2016.
- Hit his 100th career home run in the second game of the September 8 doubleheader against Houston, a three-run shot off De Jong in the third inning.
  - It came in his 399th game and he became the 11th player in major league history to hit 100 home runs before his 400th career game (Joe DiMaggio, Joey Gallo, Bob Horner, Ryan Howard, Aaron Judge, Ralph Kiner, Chuck Klein, Eddie Mathews, Mark McGwire, Gary Sanchez).
- **2019:** Won his second consecutive Rawlings Gold Glove for American League first basemen.
- Tied for seventh in the AL in home runs (36).
- Slugged .644 on the road, which was the second-best mark in the majors and fifth-best in Oakland history...ranked third in the AL in road OPS, fourth in home runs and tied for eighth in RBI (53)...19 of his home runs came with runners on base, which tied for second in the AL.
- Led major league first basemen in defensive runs saved (13).
  - Led A.L. first basemen total chances (1,121), putouts (1,023) and assists (90), ranked second in fielding percentage (.993), double plays (95) and games (127) and tied for second in games started (125) and errors (8)... The assists tied for seventh most in Oakland history by a first baseman and were the most since Mark McGwire had 101 in 1991...Was a unanimous choice as best first baseman in the Fielding Bible Awards...Won the award for the second consecutive season.
- Hit .358 with 13 home runs and 35 RBI in 37 games batting clean-up...Had a .305 batting average leading off an inning.
- Was on the A's Opening Day roster and started each of the first two games before injuring his hand on a foul tip in his final at bat on March 21 against Seattle in Tokyo.
  - Underwent surgery on March 22 at the Kertlan-Jobe Clinic in Los Angeles, Calif.
  - The surgery was performed by Dr. Steven Shin and involved a right hamate excision to Olson's right hand.
  - Was placed on the 10-day injured list March 27, retroactive to March 25, ending his consecutive games played streak at 164.
- **2018:** Played in all 162 games and batted .247 with 29 home runs and 84 RBI in his first full season in the majors.
- Also won the American League Gold Glove Award for first basemen after leading Major League first basemen in games (162), total chances (1,494), putouts (1,403) and defensive runs saved (14).
- Was one of four first basemen in A.L. history to play in 162 games in a season along with Norm Siebern (KC, 1962), Bill Buckner (BOS, 1985) and Carlos Delgado (TOR, 2000)...Is one of 19 major league first basemen to do it.
  - Was the fourth player in Athletics history to play every game at first base (Norm Siebern, 1962; Dick Siebert, 1940; Stuffie McClinnis, 1912).
  - His 152 starts were second most to the Oakland record of 155 set by Daric Barton in 2010.
  - Set an Oakland record for total chances by a first baseman (1,494), breaking Daric Barton's record of 1,492 in 2010, and had 1403 putouts, which fell one short of Barton's 1404.
  - Had the most total chances by an AL first baseman since Mark Teixeira had 1,572 for Texas in 2006

- **2017:** Batted .259 with 24 home runs and 45 RBI in 59 games over six stints with the A's in his rookie campaign.
  - A Added 22 walks for a .352 on-base percentage...Slugged .651 and had a 1.003 OPS...The slugging percentage was fourth highest in Oakland history among players with 200 or more plate appearances and the OPS was ninth best.
  - A Tied for third among American League rookies in home runs and ranked eighth in RBI...His 24 home runs were third most in Athletics history by a rookie and the most since Mark McGwire set the record with 49 in 1987.
  - A They were the most by an Athletic 23 years old or younger since Eric Chavez hit 32 as a 23-year old in 2001.
  - A Added 23 home runs with Nashville to become the first player to hit 20 home runs in both the majors and the minors since Giancarlo Stanton in 2010 (22 with Florida, 21 with Jacksonville).
- Averaged 7.88 at-bats per home run, which was fourth fewest in major league history among players with a minimum of 200 plate appearances.
- Had more home runs (24) than singles (23).
  - A The home runs were second most in Athletics history (McGwire, 39 homers and 35 singles in 1995) among players with more home runs than singles...49.0% of his hits were home runs, which is the second-highest percentage in MLB history among players with 200 or more plate appearances (McGwire, STL, 51.8% in 2001).
  - A Had just two doubles, which were the fewest in major league history by a player with 20 or more home runs (previous: 4 by Wes Covington, 1957 and Mark McGwire, 2001).
- Had five separate stints over the first four months of the season and hit .196 with four home runs and nine RBI in 18 games.
  - A Following the Yonder Alonso trade, he was recalled for a sixth time August 8 and batted .283 with 20 home runs and 36 RBI in 41 games before a hamstring strain on September 24 ended his season with a week remaining.
  - A The 20 home runs were the most in the A.L. and tied for second most in the majors over that span (August 8-September 24).
  - A Hit 20 home runs after the All-Star Break, which tied for fifth in the American League...It was second most among major league rookies (Judge, NYY 22).
- Hit his first major league home run June 24 at Chicago-AL, a two-run shot off James Shields in the first inning...Added another two-run homer in the seventh inning for his first career multi-homer game.
- Homered in five consecutive games from September 15-19 to tie the major league **rookie** record for consecutive games with a home run.
  - A Was the first Oakland player to do it and the second Athletic (George Alusik, Aug. 7-11, 1962).
  - A Homered in each of his final nine series from August 25 to September 24.
  - A Was the first rookie in major league history with 15 home runs over a 21-game stretch (August 27-September 19) and 16 home runs over a 23-game span (August 27-September 22)...His 15 home runs over 21 games were the most by any player in Oakland history.
- **2016:** Made his major league debut with Oakland as a September call-up and went 2-for-21 (.095) in 11 games...Added seven walks for a .321 on-base percentage.
  - A Appeared in five games (four starts) in right field and four games (two starts) at first base.
  - A Was selected from Triple-A Nashville September 12 following the conclusion of the Sounds season...Made his debut that day at Kansas City and walked as a pinch hitter in the ninth inning.
  - A Singled off Nick Martinez in the third inning September 25 against Texas for his first major league hit...His first extra-base hit was a double in his final game on October 2 at Seattle.

## MINOR LEAGUE NOTES

- Made his Double-A debut with Midland in **2015** and spent the entire season with the Rock-Hounds, batting .249 with 17 home runs and 75 RBI in 133 games...Added 105 walks for a .388 on-base percentage...Ranked second in all of minor league baseball in walks to teammate Colin Walsh (124).
  - A Tied for the Texas League lead in intentional walks (6), ranked second in walks, tied for second in extra base hits (54), third in doubles (37), RBI and on-base percentage, fourth in runs (82), tied for fourth in home runs and fifth in games.

✦ Ranked second in the A's farm system in walks and on-base percentage, tied for second in extra-base hits, third in doubles, tied for third in RBI and fourth in runs and home runs.

✦ Named to the Texas League Midseason All-Star team and the All-Star Futures Game.

✦ Appeared in 62 games at first base, 59 in right field and two at third base...Had 11 outfield assists, which tied for fourth in the team lead.

✦ Reached base safely via hit or walk in 116 of his 133 games.

✦ Went 0-for-4 in the Texas League All-Star Game on June 30 and 1-for-2 in the All-Star Futures Game at Cincinnati July 12... Batted .185 with a home run and four RBI in seven postseason games for the Texas League Champion RockHounds.

✦ Was rated as the A's sixth-best prospect by Baseball America following the season.

- Was named to the California League Postseason All-Star team in **2014** after batting .262 with 37 home runs and 98 RBI in 138 games...Added 117 walks for a .404 on-base percentage...The walks were the most in all of the minor leagues and the home runs were third best behind Kris Bryant (43) and Joey Gallo (42).

✦ Also ranked third in the minors in runs (111), fifth in total bases (278) and tied for sixth in extra base hits (69).

✦ Was named to the Baseball America Minor League All-Star Team.

✦ Led the Cal League in home runs, runs, walks, extra base hits and total bases... Topped the A's farm system in home runs, RBI, runs, walks, extra base hits, total bases and slugging percentage.

✦ His 37 home runs were third best by an A's farmhand since the club moved to Oakland in 1968.

- In **2013**, spent the entire season at Single-A Beloit where he hit .225 with 23 home runs and 93 RBI in 134 games.

✦ Added 72 walks for a .326 on-base percentage...ranked second in the Midwest League in home runs and RBI, third in extra base hits (55).

- Was named to ML Midseason All-Star Team... ranked second in the A's farm system in home runs, RBI and extra base hits and tied for fourth in doubles.

- Appeared in 127 games at first base and was named the best defensive first baseman in MLB by Baseball America...Led league first basemen in games, total chances (1220), putouts (1109) and assists (102) and tied for the lead in double plays (97).
- In **2012**, batted .282 with nine home runs and 45 RBI in 50 games with the A's affiliate in the Arizona Rookie League and Short Season Single-A Vermont...Ranked second in the Arizona League in home runs (8) and fourth in doubles (16) and RBI, second in fielding percentage (.993), double plays (95) and games (127) and tied for second in games started (125) and errors (8)...The assists tied for seventh most in Oakland history by a first baseman and were the most since Mark McGwire had 101 in 1991...Was a unanimous choice as best first baseman in the Fielding Bible Awards...Won the award for the second consecutive season.
- Made a team-leading 73 starts batting third...Hit .358 with 13 home runs and 35 RBI in 37 games batting clean-up...Had a .305 batting average leading off an inning. Was named the A's number 10 prospect by Baseball America following the season.

## PERSONAL

- Graduated from Parkview High School in Lilburn, Ga. in 2012.
- Had his jersey retired by Parkview (GA) in 2019.

## TRANSACTIONS

- Drafted 47th overall by Oakland in the 2012 MLB First-Year Player Draft as compensation for the loss of free agent David DeJesus.
- Selected to Oakland's major league roster (9/12/16).
- Optioned to Triple-A Nashville (3/17/17).
- Optioned and recalled six separate times throughout the 2017 season.
- Placed on the 10-day Injured List with a fractured right hamate bone (3/25/19).
- Reinstated from the Injured List after a minor league rehabilitation assignment (5/7/19).
- Acquired by the Atlanta Braves from the Oakland Athletics on March 14, 2022, in exchange for C Shea Langeliers, OF Christian Pache, RHP Ryan Cusick and RHP Joey Estes.
- Signed an eight-year contract extension worth \$168 million, with a club option for 2030.



# COMPLETE RECORD

Year	Club	AVG	G	AB	R	H	2B	3B	HR	RBI	SH	SF	HP	BB	SO	SB-CS	OBP	SLG	E
2012	AZL Athletics	.282	46	177	29	50	16	1	8	41	0	2	2	16	46	0-0	.345	.520	3
	Vermont Lake	.273	4	11	3	3	0	0	1	4	0	1	1	3	4	0-0	.438	.545	0
2013	Beloit	.225	134	481	69	108	32	0	23	93	0	3	2	72	148	4-3	.326	.435	9
2014	Stockton	.262	138	512	111	134	31	1	37	97	0	0	5	117	137	2-0	.404	.543	7
2015	Midland	.249	133	466	82	116	37	0	17	75	0	8	6	105	139	5-1	.388	.438	7
2016	Nashville	.235	131	464	69	109	34	1	17	60	2	3	0	71	132	1-0	.335	.422	5
	Oakland	.095	11	21	3	2	1	0	0	0	0	0	0	7	4	0-0	.321	.143	0
2017	Oakland	.259	59	189	33	49	2	0	24	45	0	0	5	22	60	0-0	.352	.651	2
	Nashville	.272	79	294	56	80	16	1	23	60	0	3	1	45	83	3-0	.367	.568	2
2018	Oakland	.247	162	580	85	143	33	0	29	84	0	2	8	70	163	2-1	.335	.453	7
	Las Vegas	.182	5	22	3	4	0	0	1	2	0	0	1	1	3	0-0	.250	.318	0
2019	Oakland	.267	127	483	73	129	26	0	36	91	0	1	12	51	138	0-0	.351	.545	8
	Oakland	.195	60	210	28	41	4	1	14	42	0	0	1	34	77	1-0	.310	.424	1
2021	Oakland	.271	156	565	101	153	35	0	39	111	0	11	9	88	113	4-1	.371	.540	6
2022	Atlanta	.240	162	616	86	148	44	0	34	103	0	4	4	75	170	0-0	.325	.477	8
<b>Minor Totals</b>		<b>.249</b>	<b>670</b>	<b>2427</b>	<b>422</b>	<b>604</b>	<b>166</b>	<b>4</b>	<b>127</b>	<b>432</b>	<b>2</b>	<b>20</b>	<b>18</b>	<b>430</b>	<b>692</b>	<b>15-4</b>	<b>.363</b>	<b>.478</b>	<b>33</b>
<b>Major Totals</b>		<b>.250</b>	<b>737</b>	<b>2664</b>	<b>409</b>	<b>665</b>	<b>145</b>	<b>1</b>	<b>176</b>	<b>476</b>	<b>0</b>	<b>18</b>	<b>39</b>	<b>347</b>	<b>725</b>	<b>7-2</b>	<b>.343</b>	<b>.503</b>	<b>32</b>





# MARCELL OZUNA

# 20

## OUTFIELDER

Full Name: **Marcell Ozuna**

Bats: **Right**

Height: **6-1**

DOB: **November 12, 1990**

Born: **Santo Domingo, DR**

MLB Debut: **April 30, 2013**

Acquired: **Signed as a free agent, February 5, 2021**

Contract Status: **Signed through 2024**

Throws: **Right**

Weight: **225**

Opening Day Age: **32**

Resides: **Santo Domingo, DR**

MLB Service Time: **9.124**

## 2022

- 32-year-old Marcell Ozuna played in his 10th major league season in 2022...He hit .226 (106-for-470) with 23 home runs, 56 RBI and 56 runs scored.
- Participated in a back-to-back home run sequence five times, leading the National League and tying for fourth in MLB.
  - ▲ Since 2018, his 11 back-to-back home run participations are tied for fourth in the National League.
- From May 13-25, carried a 12-game hitting streak...Was his longest of the season and his best since hitting in 12 straight from April 1-13, 2018 with St. Louis.
  - ▲ Was the third-longest hit streak by a Brave in 2022, trailing Austin Riley's 18-gamer (7/5-26) and Michael Harris II's 15-gamer (8/22-9/9).

## MAJOR LEAGUE NOTES

- **Awards:** N.L. All-Star (2x, 2016, '17), Louisville Slugger Silver Slugger (2x, 2017 – OF, 2020 – DH), Rawlings Gold Glove (2017; LF), All-MLB First Team (2020; DH), Edgar Martinez Outstanding Designated Hitter of the Year (2020), *Baseball America* All-MLB Second Team (2020; OF).
  - ▲ His first N.L. All-Star selection came in 2016, when he started in center field for the N.L....Went 1-for-2 with a RBI single... Was the N.L.'s starting left fielder the following season, 2017, playing in his home stadium of Marlins Park...He had 70 RBI before the break that season, tied for the most in MLB.

## CAREER HIGHS

Most Runs

**4, 7/26/17, MIA at TEX**

Most Hits

**5, 9/11/20, ATL at WSH**

Most Doubles

**3, 5/1/15, MIA vs. PHI**

Most Triples

**1, 20x, 8/25/19, STL vs. COL**

Most Home Runs

**3, 9/1/20, ATL at BOS**

Most RBI

**6, 2x, last: 9/1/20, ATL at BOS**

Most Walks

**3, 4x, last: 7/30/20, ATL vs. TB**

Most Stolen Bases

**1, 28x, last: 5/15/22, ATL vs. SD**

Longest Hitting Streak

**16 games, 2x, last: 4/30-5/16/16**



LIVE BIO

- When he won his first career Silver Slugger in 2017, had a career-high 124 RBI, the third-most in baseball...It was the second-most RBI by a Marlins player in a single-season, trailing Giancarlo Stanton's 132, also in 2017...Ozuna also had career-best totals that season in games played (159), home runs (37), doubles (30), walks (64) and runs scored (93).
  - He also earned a Rawlings Gold Glove in 2017...Was the N.L. recipient for left fielders...Led all players at his position in putouts (305) and fielding percentage (.984), while ranking second in outfield assists (10).
- In 2020, ranked highly in the National League in the following categories: home runs (18, 1st), RBI (56, 1st), total bases (145, 1st), hits (77, 2nd), extra-base hits (32, T2nd), batting average (.338, 3rd), on-base % (.431, 3rd), slugging percentage (.636, 3rd), OPS (1.067, 3rd), AB/HR (12.67, 6th), walks (38, T6th) and fWAR (2.5, T10th).
  - He posted single-season career bests in each of the three slash line categories – batting average, on-base percentage, slugging percentage.
  - He was one of 15 players and three Braves to appear in at least 60 games in 2020... Starling Marte played in a majors-most 61 games after beginning the season with Arizona and finishing the campaign with Miami...Freddie Freeman and Dansby Swanson also played in 60 games.
  - Extrapolated over a full 162-game season, Ozuna's totals paced to 49 home runs and 154 RBI.
- From 2016-19, had at least 20 home runs and 75 RBI in every season.
  - This stretch began with a 23-homer season in 2016, a total he matched in 2018...Hit a career-best 37 homers in 2017 and added 29 in 2019.
  - Ten of his homers in 2019 came in April, the most he has hit in any calendar month of his career...That total was tied with Los Angeles' Cody Bellinger and Milwaukee's Christian Yelich for the most in the N.L. that month.
  - Hit his first career homer on 5/4/13 at Philadelphia, off former teammate Cole Hamels.
- In 21 career postseason games, has hit .284/.315/.534 (25-for-88) with seven doubles, five home runs and 16 RBI.
  - His only other postseason experience aside from 2020 & 2022 with Atlanta came in 2019 with St. Louis.
    - In that season, was the Cardinals' starting left fielder in all nine of their playoff games...In the five-game Division Series against the Braves, went 9-for-21 (.429) with a 1.335 OPS...His nine hits were tied for the most by a St. Louis player in a Division Series...Paul Goldschmidt also had nine hits in that series, while Fernando Vina first set the mark in 2002.
    - Had multiple hits in each of the first four games of that DS vs. the Braves, becoming the first Cardinals player to begin his postseason career with four consecutive multi-hit games since Jim Edmonds in 2000.
    - Hit two home runs in Game 4 of the 2019 NLDS, the seventh Cardinals player to hit multiple home runs in a postseason game, and the first since Carlos Beltran in Game 2 of the 2012 NLDS against Washington.
  - He hit a single-game career-best three home runs on 9/1/20 at Boston, driving in six...He hit a two-run homer in the first inning, a solo shot in the seventh, and a three-run homer in the eighth.
    - It was the 24th three-homer game by a Braves player in the franchise's modern era (since 1900), and the first since Matt Kemp on 4/29/17 at Milwaukee...Teammate Adam Duvall would record a three-homer effort in the Braves' next game, 9/2.
    - Ozuna was the 15th player from a visiting team with a three-homer game at Fenway Park, and the first to ever do so from a N.L. club.
    - His six RBI were the most by a Braves player in a single game since 2008, when Jeff Francoeur drove in seven on 4/12 at Washington (3-for-5, 2 HR).
    - His second homer was the 1,000th hit of his career...Ozuna became the 60th Dominican-born player to reach that milestone, and one of 75 active major leaguers to have done so.
  - His 56 RBI in 2020 were the most by an Atlanta-era player (since 1966) in the first 60 games of a season, surpassing Andres Galarraga, who had 55 RBI in that period in 1998. The franchise's modern-era record is 57 by Wally Berger in 1935.
    - Twenty-five of his RBI came with two outs, the most such RBI in the National League...Only New York-AL's Luke Voit had more (26)...Chicago-AL's Eloy Jiménez also had 25...Ozuna hit .333/.440/.619 (28-for-56) with two outs.

- Ozuna hit a N.L.-best .394 (41-for-104) in September 2020...His .488 on-base percentage (3rd) and .750 slugging percentage (3rd) in 26 games in the month both placed among N.L. leaders.

- *A* Thirty-three of his RBI came in September, tying the Atlanta-era record for a calendar month...Freddie Freeman also had 33 in June 2020.
- *A* At the time, only three other Braves had reached the 30-RBI mark in a month since the franchise relocated to Atlanta in 1966 (Bob Horner, 32 in July '80; Mark Teixeira, 32 in August '07 and Dale Murphy, 30 in August '86).
- *A* Ten of Ozuna's home runs came in the month...Only three other National Leaguers (Pete Alonso, Adam Duvall and AJ Pollock) reached double-figures in home runs in September.

- Ozuna recorded his first career five-hit game on 9/11/20 at Washington...Went 5-for-6 with one walk, one run and four RBI.
  - *A* It was the Braves' first five-hit game since OF Nick Markakis on 4/4/19 against the Cubs...Markakis went 5-for-5 with three doubles, five RBI and three runs scored.
  - *A* There were five other five-hit games in the major leagues in 2020.
- Has five career game-ending hits, the most recent of which was his only walk-off home run... Hit a solo shot off Colorado LH Jake McGee in the 10th inning on 7/30/18...St. Louis won, 5-4.
  - *A* Two of his other game-ending hits were doubles (8/4/14 vs. Arizona, 10th inning and 5/1/15 vs. Philadelphia, 9th inning).
  - *A* Also has a walk-off single on 6/19/17, off Washington's Enny Romero, and a game-ending sacrifice fly on 5/7/14, off New York-NL's Kyle Farnsworth.

## MINOR LEAGUE NOTES

- Named a Florida State League Mid- and Post-Season All-Star with Single-A Jupiter in **2012** after leading the league in home runs (89) and RBI (95).
  - *A* Also earned a Rawlings Minor League Gold Glove award for right field that season...Had a .988 fielding percentage (3 errors/257 total chances).
- Helped Single-A Greensboro win the **2011** South Atlantic League Championship...Batted .353 with three home runs, 10 RBI and eight runs scored in seven playoff games...Led all playoff participants in home runs, RBI and runs.

## PERSONAL

- Cousin of former major-league infielder Pablo Ozuna, who played in parts of seven seasons between Florida (2000, 2002), Colorado (2003), Chicago-AL (2005-08) and Los Angeles-NL (2008).
- He and his wife, Genesis, have three children, Yolgiessy, Dalnny, and Genssy.

## TRANSACTIONS

- Signed by the Florida Marlins as a non-drafted free agent on February 15, 2008...Signed by Albert Gonzalez and Sandy Nin.
- On Miami's disabled list (torn left thumb ligament) from July 23 to the end of the 2013 season... Transferred to the 60-Day IL on August 19.
- Acquired by the St. Louis Cardinals from the Miami Marlins in exchange for RHP Sandy Alcantara, OF Magneuris Sierra, RHP Zac Gallen and LHP Daniel Castano on December 14, 2017.
- On St. Louis' disabled list (right shoulder inflammation) from August 22 to September 1, 2018.
- On St. Louis' injured list (fractured fingers on his right hand) from June 29 to August 3, 2019; included a rehabilitation assignment with Memphis (AAA).
- Signed by the Atlanta Braves to a one-year contract on January 21, 2020.
- Signed by the Atlanta Braves to a four-year contract with a club option for 2025 on February 5, 2021.

## COMPLETE RECORD

Year	Club	AVG	G	AB	R	H	2B	3B	HR	RBI	SH	SF	HP	BB	SO	SB-CS	OBP	SLG	E
2008	DSL Marlins	.279	63	233	33	65	14	0	6	43	0	7	0	23	61	8-1	.335	.416	4
2009	GCL Marlins	.313	55	214	32	67	22	0	5	39	0	5	3	22	52	4-2	.377	.486	4
2010	Greensboro	.160	6	25	3	4	0	0	1	2	0	0	0	2	10	0-0	.222	.280	1
	Jamestown	.267	68	270	53	72	11	2	21	60	0	3	3	17	94	3-1	.314	.556	3
2011	Greensboro	.266	131	496	87	132	28	5	23	71	6	2	2	46	121	17-2	.330	.482	10
2012	Jupiter	.266	129	489	89	130	27	2	24	95	0	3	3	44	116	8-3	.328	.476	4
2013	Jupiter	.267	4	15	1	4	1	0	0	1	0	0	0	4	4	1-0	.267	.333	0
	Jacksonville	.333	10	42	6	14	3	1	5	15	0	1	1	3	9	1-0	.383	.810	0
	Miami	.265	70	275	31	73	17	4	3	32	1	0	2	13	57	5-1	.303	.389	2
2014	Miami	.269	153	565	72	152	26	5	23	85	0	5	1	41	164	3-1	.317	.455	5
2015	Miami	.259	123	459	47	119	27	0	10	44	0	2	3	30	110	2-3	.308	.383	1
	New Orleans	.317	33	120	21	38	12	1	5	11	0	0	1	11	23	1-0	.379	.558	2
2016	Miami	.266	148	557	75	148	23	6	23	76	0	4	4	43	115	0-3	.321	.452	5
2017	Miami	.312	159	613	93	191	30	2	37	124	0	2	0	64	144	1-3	.376	.548	5
2018	St. Louis	.280	148	582	69	163	16	2	23	88	0	4	3	38	110	3-0	.325	.433	8
2019	St. Louis	.241	130	485	80	117	23	1	29	89	0	1	1	62	114	12-2	.328	.472	8
	Memphis	.444	3	9	3	4	1	0	1	6	0	0	1	2	0	0-0	.583	.889	0
2020	Atlanta	.338	60	228	38	77	14	0	18	56	0	1	0	38	60	0-0	.431	.636	2
2021	Atlanta	.213	48	188	21	40	6	0	7	26	0	0	1	19	46	0-0	.288	.356	0
2022	Atlanta	.226	124	470	56	106	19	0	23	56	0	4	2	31	122	2-1	.274	.413	1
<b>Minor Totals</b>		<b>.277</b>	<b>502</b>	<b>1913</b>	<b>328</b>	<b>530</b>	<b>119</b>	<b>11</b>	<b>91</b>	<b>343</b>	<b>6</b>	<b>21</b>	<b>14</b>	<b>170</b>	<b>490</b>	<b>43-9</b>	<b>.337</b>	<b>.493</b>	<b>28</b>
<b>Major Totals</b>		<b>.268</b>	<b>1163</b>	<b>4422</b>	<b>582</b>	<b>1186</b>	<b>201</b>	<b>20</b>	<b>196</b>	<b>676</b>	<b>1</b>	<b>23</b>	<b>17</b>	<b>379</b>	<b>1042</b>	<b>28-14</b>	<b>.327</b>	<b>.456</b>	<b>29</b>

**NON-ROSTER INVITEE**

# KEVIN PILLAR

# 17

## OUTFIELDER

Full Name: **Kevin Andrew Pillar**

Bats: **Right**

Throws: **Right**

Height: **6-0**

Weight: **200**

DOB: **January 4, 1989**

Opening Day Age: **34**

Born: **West Hills, CA**

Resides: **Phoenix, AZ**

MLB Debut: **August 14, 2013**

MLB Service Time: **8.072**

Acquired: **Signed as a minor league free agent, January 18, 2023**

Contract Status: **Signed through 2023**

## 2022

- Spent the 2022 season in the Los Angeles Dodgers organization, primarily with Triple-A Oklahoma City...Also played four games at the major league level.
  - A* In 13 plate appearances with the big league club, logged one hit, a double, and walked once.
  - A* Across 42 minor league contests, slashed .315/.398/.604 (47-for-149), equal to a 1.002 OPS...Had seven doubles, three triples and 10 homers...Booked 40 RBI and 42 runs.

## MAJOR LEAGUE NOTES

- Awards:** Wilson Defensive Player of the Year (2015)
- Played in 124 games for New York-NL in 2021, slashing .231/.277/.415 (75-for-325) with 15 home runs, 47 RBI and 40 runs scored...Also logged 11 doubles.
- In the pandemic-shortened season, was on pace to set career-best marks in batting average (.288), on-base percentage (.336) and slugging percentage (.462).
  - A* Appeared in 30 games for Boston before being dealt to Colorado, where he played 24 games to finish the season, at the trade deadline.
  - A* Batted .342 (26-76) with a .969 OPS vs. left-handers.
- Tied a career-high with an 11-game hitting streak from September 13-24, 2020...Batted .419 (18-43) during the streak.
- His first homer with the Rockies was his second career grand slam, a go-ahead blast in the eighth inning on September 4, 2020 at Dodger Stadium.

## CAREER HIGHS

Most Runs

**3, 6x, last: 8/28/21, NYM vs. WSH**

Most Hits

**5, 8/17/19, SF at ARI**

Most Doubles

**3, 4/18/17, TOR vs. BOS**

Most Triples

**1, 15x, last: 10/2/21, NYM at ATL**

Most Home Runs

**2, 6x, last: 8/28/21, NYM vs. WSH**

Most RBI

**5, 6/30/19, SF vs. ARI**

Most Walks

**3, 7/14/17, TOR at DET**

Most Stolen Bases

**3, 3/31/18, TOR vs. NYY**

Longest Hitting Streak

**11 games, 9/13-9/24/20**



- In 2019, set career-highs in games (161), runs scored (83), triples (three), home runs (21), RBI (88) and extra-base hits (61).
  - ▲ Received a 10th-place vote for NL MVP.
  - ▲ Was one of just nine major league players to play in at least 161 games...Tied for the major league lead with 156 games in the outfield.
  - ▲ Earned the "Willie Mac" Award, an annual honor bestowed upon the most inspirational Giants player, as voted upon by Giants players, coaches, training staff, clubhouse staff, and the fans.
  - ▲ His 87 RBI with SF marked the most by any player for a team with which he did not begin the season during the divisional era, according to STATS.
  - ▲ Received MLB's Play of the Week Award presented by W.B. Mason on May 6 after scaling the center field wall at Cincinnati to rob Nick Senzel of extra bases on May 4.
- Stole second base, third base and home, all in the same trip around the bases on March 31 vs. New York-AL...He was the first Blue Jays player ever to do that...Was just the fourth occurrence in the majors since 1999...Was also his first career three-steal game.
- In 2015, finished second among A.L. outfielders with 21 defensive runs saved...Earned Wilson Defensive Player of the Year for his efforts in center field... Was the only AL player among the nine winners.
- Made his MLB debut for Toronto on August 14, 2013 versus Boston...First homer was on August 24 at Houston off Brad Peacock.
- Was a Post-Season All-Star in the Appalachian League and a Mid-Season All-Star in the Midwest League in 2011 and 2012, respectively.

## MINOR LEAGUE NOTES

- In his 2014 campaign for the Toronto organization, twice was named the International League Player of the Week for the periods ending May 4 and August 4.

## AMATEUR

- Attended California State University, Dominguez Hills, where he was an All-American center fielder...He established the school's all-time record with a .367 career average.
- Set the NCAA Division II record with a 54-game hitting streak in 2010.

## TRANSACTIONS

- Selected by the Toronto Blue Jays in the 32nd round of the 2011 First-Year Player Draft.
- On the 15-Day Disabled List, August 7-23, 2016, with a sprained left thumb.
- On the 10-Day Disabled List, July 15-August 2, 2018, with a right sternoclavicular joint strain.
- Acquired by the San Francisco Giants from Toronto in exchange for RHP Derek Law, INF Alex Hanson and RHP Juan De Paula on April 2, 2019.
- Signed by the Boston Red Sox as a free agent on February 14, 2020.
- Acquired by the Colorado Rockies from Boston in exchange for a player-to-be-named-later on August 31, 2020...Colorado sent RHP Jacob Wallace to Boston on September 18, 2020 to complete the trade.
- Signed by the New York Mets as a free agent on February 16, 2021 to a one-year contract with a player/club option for 2022.

## COMPLETE RECORD

Year	Club	AVG	G	AB	R	H	2B	3B	HR	RBI	SH	SF	HP	BB	SO	SB-CS	OBP	SLG	E
2011	Bluefield	.347	60	236	44	82	17	3	7	37	4	3	3	10	36	8-4	.377	.534	3
2012	Dunedin	.323	42	164	16	53	8	2	1	34	1	6	2	5	17	16-3	.339	.415	0
	Lansing	.322	86	335	49	108	20	4	5	57	1	1	3	35	53	35-6	.390	.451	4
2013	Buffalo	.299	52	201	30	60	19	4	4	27	1	2	2	12	39	8-5	.341	.493	1
	New Hampshire	.313	71	304	44	95	20	2	5	30	0	0	4	19	31	15-8	.361	.441	4
	Toronto	.206	36	102	11	21	4	0	3	13	2	0	2	4	29	0-1	.250	.333	0
2014	Buffalo Bisons	.323	100	405	57	131	39	3	10	59	0	4	4	21	48	27-6	.359	.509	2
	Toronto	.267	53	116	19	31	9	0	2	7	0	1	1	4	28	1-2	.295	.397	0
2015	Toronto	.278	159	586	76	163	31	2	12	56	4	5	5	28	85	25-4	.314	.399	2
2016	Dunedin	.857	2	7	3	6	1	0	0	2	0	0	2	0	0	0-0	.889	1.000	0
	Toronto	.266	146	548	59	146	35	2	7	53	3	3	6	24	90	14-6	.303	.376	6
2017	Toronto	.256	154	587	72	150	37	1	16	42	3	3	6	33	95	15-6	.300	.404	1
2018	Toronto	.252	142	512	65	129	40	2	15	59	0	6	6	18	98	14-3	.282	.426	6
2019	Toronto	.063	5	16	1	1	0	0	0	1	0	1	0	0	3	0-0	.059	.063	0
	San Francisco	.264	156	595	82	157	37	3	21	87	0	6	9	18	86	14-5	.293	.442	5
2020	Colorado	.308	24	91	14	28	5	1	2	13	0	0	1	5	18	4-1	.351	.451	1
	Boston	.274	30	117	20	32	7	2	4	13	0	0	1	8	23	1-1	.325	.470	0
2021	New York	.231	124	325	40	75	11	2	15	47	0	1	10	11	81	4-3	.277	.415	0
2022	Oklahoma City	.315	42	149	42	47	7	3	10	40	0	4	3	20	22	2-1	.398	.604	1
	Los Angeles (NL)	.083	4	12	1	1	1	0	0	0	0	0	0	1	4	0-0	.154	.167	0
<b>Minor Totals</b>		<b>.323</b>	<b>455</b>	<b>1801</b>	<b>285</b>	<b>582</b>	<b>131</b>	<b>21</b>	<b>42</b>	<b>286</b>	<b>7</b>	<b>20</b>	<b>23</b>	<b>122</b>	<b>246</b>	<b>111-33</b>	<b>.370</b>	<b>.489</b>	<b>15</b>
<b>Major Totals</b>		<b>.259</b>	<b>1033</b>	<b>3607</b>	<b>460</b>	<b>934</b>	<b>217</b>	<b>15</b>	<b>97</b>	<b>391</b>	<b>12</b>	<b>26</b>	<b>47</b>	<b>154</b>	<b>640</b>	<b>92-32</b>	<b>.296</b>	<b>.408</b>	<b>21</b>

**NON-ROSTER INVITEE**

# ROEL, RAMÍREZ

# 83

## RIGHT-HANDED PITCHER

Full Name: **Roel Octavio Ramírez**Bats: **Right**Throws: **Right**Height: **6-0**Weight: **235**DOB: **May 26, 1995**Opening Day Age: **27**Born: **Laredo, TX**Resides: **Laredo, TX**MLB Debut: **August 16, 2020**MLB Service Time: **0.038**Acquired: **Signed as a minor league free agent, June 29, 2022**Contract Status: **Signed through 2023**

## 2022

- Played for Triple-A Gwinnett and Tijuana of the independent Mexican League.
  - ▲ Went 1-0 with a 1.17 ERA (2 ER/15.1 IP) in 16 appearances for Tijuana before signing with the Braves as a minor-league free agent on July 6.
- In 21 appearances with the Stripers after signing, went 1-1 with a 4.91 ERA and one save...Allowed 26 hits and 12 runs over 22.0 innings, fanning 29.


## MAJOR LEAGUE NOTES

- Pitched in two career games for St. Louis, one in 2020 and one in 2021, and combined to allowed nine earned runs in 1.0 innings (81.00 ERA).
  - ▲ Allowed four consecutive home runs on August 16, 2020 at Chicago-AL, with Yoán Moncada, Yasmani Grandál, José Abreu and Eloy Jiménez all taking him deep... No pitcher in Cardinals franchise history had previously allowed four consecutive homers.

## MINOR LEAGUE NOTES

- Has pitched parts of nine total seasons in the minors, going 33-28 with a 4.19 ERA (245 ER/526.1 IP) over 230 games with the Rays, Cardinals, Mets and Braves organizations.
- Made a career-high 44 appearances in 2018 between Charlotte (A), Montgomery (AA) and Springfield (AA).
- Posted career highs in wins (7), innings pitched (107.2) and saves (3) while pitching for Bowling Green (A) in 2016.
  - ▲ Struck out a career-high eight batters over 6.0 scoreless innings at Fort Wayne, June 19.

- Was named a 2015 New York-Penn League Mid-Season All-Star with Hudson Valley.
  - ▲ Threw 1.0 scoreless inning and allowed one hit in the game.
  - ▲ Also earned New York-Penn League Pitcher of the Week honors in 2015 for Hudson Valley the week of August 4-10.
- In 2015, led all Rays minor league pitchers in WHIP (1.12) and ranked in the Top 10 in ERA (2.97, T3rd), opponent batting average (.250, 6th) and winning percentage (.571, 9th).
  - ▲ Ranked 8th in the NY-Penn League with a 2.97 ERA and finished among starting pitchers with the second-lowest walks per 9.0 innings mark
- Tied for the Appalachian League lead with six wins for Princeton (R) in 2014.
- Pitched in the Arizona Fall League twice, once as a member of the Rays in 2017 with Surprise and again with the Cardinals for Glendale in 2019.
  - ▲ Was a combined 2-1 with a 5.48 ERA in 18 appearances, three starts.





## AMATEUR

- Graduated from United South High School in Laredo, Texas, and is the only person from his high school to play professional baseball.
  - Was a two-way player in high school, posting a 2.64 ERA in 45.0 innings on the mound while batting .371 with three home runs and 10 RBI as a first baseman his senior season.
- Signed his college letter of intent to play baseball at San Jacinto Junior College.

## TRANSACTIONS

- Selected by the Tampa Bay Rays in the eighth round of the 2013 First-Year Player Draft.
- Acquired by the St. Louis Cardinals along with OF Justin Williams and LHP Génesis Cabrera in exchange for OF Tommy Pham and future considerations on July 31, 2018.
- Claimed off waivers by the New York Mets from the St. Louis Cardinals, July 21, 2021.
- Signed by the Atlanta Braves as a minor-league free agent, June 29, 2022.

## COMPLETE RECORD

Year	Club	W-L	ERA	G	GS	CG	SHO	SV	IP	H	R	ER	HR	HB	BB	SO	WP	BK
2013	GCL Rays	3-4	5.86	12	1	0	0	0	27.2	35	22	18	0	5	6	16	1	0
2014	Princeton	6-2	1.86	12	6	0	0	2	53.1	41	19	11	2	1	6	29	3	0
2015	Hudson Valley	4-3	2.97	13	13	0	0	0	69.2	67	27	23	3	1	11	43	5	0
2016	Bowling Green	7-8	4.68	25	18	0	0	3	107.2	126	68	56	10	5	30	79	9	3
2017	Charlotte	2-3	5.52	26	6	0	0	0	58.2	69	38	36	7	7	22	53	4	0
	Bowling Green	1-0	3.00	2	0	0	0	1	6.0	5	2	2	1	0	3	7	1	0
2018	Springfield	0-0	5.06	10	0	0	0	0	10.2	8	6	6	1	1	5	10	2	0
	Montgomery	3-1	3.32	26	1	0	0	0	40.2	37	19	15	4	1	17	46	6	0
	Charlotte	0-0	0.00	8	0	0	0	1	12.2	4	0	0	0	1	0	14	1	0
2019	Memphis	1-0	0.00	2	0	0	0	0	3.0	0	0	0	0	0	1	5	0	0
	Springfield	5-3	4.98	41	5	0	0	1	72.1	76	45	40	6	8	29	80	10	0
2020	St. Louis	0-0	81.00	1	0	0	0	0	0.2	6	6	6	4	0	1	1	1	0
2021	Syracuse	0-2	8.31	12	0	0	0	2	13.0	18	15	12	3	2	11	16	2	0
	Memphis	0-1	4.34	20	0	0	0	1	29.0	26	17	14	2	0	8	32	5	0
	St. Louis	0-0	81.00	1	0	0	0	0	0.1	1	3	3	0	0	2	0	0	0
2022	Gwinnett	1-1	4.91	21	0	0	0	1	22.0	26	12	12	1	0	9	29	2	0
<b>Minor Totals</b>		<b>33-28</b>	<b>4.19</b>	<b>230</b>	<b>50</b>	<b>0</b>	<b>0</b>	<b>12</b>	<b>526.1</b>	<b>538</b>	<b>290</b>	<b>245</b>	<b>40</b>	<b>32</b>	<b>158</b>	<b>459</b>	<b>51</b>	<b>3</b>
<b>Major Totals</b>		<b>0-0</b>	<b>81.00</b>	<b>2</b>	<b>0</b>	<b>0</b>	<b>0</b>	<b>0</b>	<b>1.0</b>	<b>7</b>	<b>9</b>	<b>9</b>	<b>4</b>	<b>0</b>	<b>3</b>	<b>1</b>	<b>1</b>	<b>0</b>




**NON-ROSTER INVITEE**

# ALAN RANGEL

# 79

**RIGHT-HANDED PITCHER**

 Full Name: **Alan Eduardo Rangel**

 Bats: **Right**

 Throws: **Right**

 Height: **6-2**

 Weight: **170**

 DOB: **August 21, 1997**

 Opening Day Age: **25**

 Born: **Hermosillo, Mexico**

 Resides: **Hermosillo, Mexico**

 MLB Debut: **--**

 MLB Service Time: **0.000**

 Acquired: **Signed as a minor league free agent in 2014**

 Contract Status: **Signed through 2023**

## 2022

- Split the 2022 season between Double-A Mississippi and Triple-A Gwinnett, going 5-8 with a 5.28 ERA (69 ER/117.2 IP) and 144 strikeouts... Made 26 of his 27 starts on the season with the M-Braves.
  - ▲ Played almost the entire season with Mississippi, compiling a 5-8 record and a 5.26 ERA (67 ER/114.2 IP) over 26 games, all starts.
  - ▲ Made his final appearance of the season with Gwinnett and allowed four hits and two runs over 3.0 innings...Struck out five.
- Tallied one double-digit strikeout performance on the season, fanning 11 over just 4.0 innings on May 6 vs. Pensacola...Eleven of the 12 outs he recorded in the effort were via strikeout.

## 2021

- Began the season in High-A Rome where he went 4-5 with a 3.57 ERA (28 ER/70.2 IP) in 15 games, 14 starts.
- Transferred to Double-A Mississippi and went 3-2 with a 4.50 ERA (17 ER/34.0 IP) over seven starts.
- Was a member of the Double-A Championship M-Braves.
  - ▲ Pitched 7.0 innings of one-run baseball (unearned) in one start and one relief appearance.

## 2019

- Played his third consecutive season with Single-A Rome.
- Posted single-season career bests totals with 24 games started, 10 wins, 131.2 innings and 121 strikeouts.
  - ▲ The 10 victories were tied for the most on the team, which tied for second among Braves minor leaguers.
  - ▲ Also led the club in starts and strikeouts.
- His first four appearances of the season came in relief.
  - ▲ Went 0-1 with a 4.50 ERA (4 ER/8.0 IP), two walks and 10 strikeouts in those outings.

## 2018

- Spent his second full season with Single-A Rome and went 5-7 with a 4.09 ERA (57 ER/125.1 IP) over 25 games (22 starts).
- Ranked in the Top 10 among Atlanta farmhands in innings (8th, 125.1 IP), strikeouts (9th, 105) and strikeout-to-walk ratio (10th, 3.39).
- Was named as Rome's Pitcher of the Month for August after going 2-1 with a 2.12 ERA (8 ER/34.0 IP) over six games.

## TRANSACTIONS

- Signed by the Atlanta Braves as a non-drafted free agent on July 2, 2014.

## COMPLETE RECORD

Year	Club	W-L	ERA	G	GS	CG	SHO	SV	IP	H	R	ER	HR	HB	BB	SO	WP	BK
2015	GCL Braves	0-2	6.31	14	1	0	0	0	25.2	31	22	18	3	0	9	23	1	1
2016	GCL Braves	3-1	3.28	12	9	0	0	0	46.2	42	17	17	2	4	10	47	4	1
2017	Rome	2-6	4.71	15	13	0	0	0	70.2	82	38	37	5	3	14	48	8	0
2018	Rome	5-7	4.09	25	22	0	0	0	125.1	121	62	57	12	10	31	105	6	1
2019	Rome	10-7	4.51	28	24	1	0	0	131.2	142	77	66	10	5	47	121	9	2
2021	Rome	4-5	3.57	15	14	0	0	0	70.2	54	39	28	8	4	21	95	6	1
	Mississippi	3-2	4.50	7	7	0	0	0	34.0	28	17	17	3	0	5	41	1	0
2022	Mississippi	5-8	5.26	26	26	0	0	0	114.2	122	74	67	15	5	50	139	7	0
	Gwinnett	0-0	6.00	1	1	0	0	0	3.0	4	2	2	0	0	2	5	1	0
<b>Minor Totals</b>		<b>32-38</b>	<b>4.47</b>	<b>143</b>	<b>117</b>	<b>1</b>	<b>0</b>	<b>0</b>	<b>622.1</b>	<b>626</b>	<b>348</b>	<b>309</b>	<b>58</b>	<b>31</b>	<b>189</b>	<b>624</b>	<b>43</b>	<b>6</b>



# AUSTIN RILEY

# 27

## INFIELDER

Full Name: **Michael Austin Riley**

Bats: **Right**

Throws: **Right**

Height: **6-3**

Weight: **240**

DOB: **April 2, 1997**

Opening Day Age: **25**

Born: **Memphis, TN**

Resides: **Hernando, MS**

MLB Debut: **May 15, 2019**

MLB Service Time: **3.138**

Acquired: **Braves' Comp. Balance A pick (41st overall) in 2015**

Contract Status: **Signed through 2032**

## 2022

- **Awards:** National League All-Star, N.L. Player of the Month (July), N.L. Player of the Week (7/10).
- **MLB Ranks:** Total Bases (2nd, 325), Extra-Base Hits (2nd, 79), Home Runs (5th, 38), Slugging Percentage (8th, .528), OPS (9th, .877)
- **NL Ranks:** Extra-Base Hits (1st, 79), Total Bases (1st, 325), Home Runs (3rd, 38), Slugging Percentage (5th, .528), OPS (5th, .877), Hits (8th, 168), Doubles (T8th, 39)
- 25-year-old Austin Riley finished his four major league season...He finished with a .273 batting average (168-for-615), 38 home runs, 93 RBI and 90 runs.
  - Selected to his first All-Star Game.
  - On August 1 agreed to a 10-year contract worth \$212 million through the 2032 season, with a club option for 2033.
- Recorded multiple hits in 50 games, tied for third in the N.L. and seventh in MLB.
- In 2021 and 2022 combined, his 102 multi-hit games are tied for fourth in MLB.
- Finished the season with 38 home runs and 39 doubles, the only player in MLB with at least 36 of each...One of only 10 players that made it to the 30/30 mark.
- Belted a career-high 38 home runs, beating the 33 he hit in 2021...Was one of five players to hit at least 38 home runs this season.
- Since the club moved to Atlanta in 1966, only five other infielders have hit at least 38 home runs in a season: Freddie Freeman (38, 2019), Chipper Jones (45, 1999; 38, 2001), Andres Galarraga (41, 1998), Darrell Evans (41, 1973) and Dave Johnson (43, 1973).
  - Jones and Evans are the only other primary Atlanta third basemen to hit 38 home runs since 1966.

## CAREER HIGHS

Most Runs

**5, 9/9/20, ATL vs. MIA**

Most Hits

**4, 2x, last: 5/2/21, ATL vs. TOR**

Most Doubles

**3, 9/20/21, ATL at ARI**

Most Triples

**1, 5x, last: 8/9/22, ATL at BOS**

Most Home Runs

**2, 4x, last: 7/27/21, ATL at NYM**

Most RBI

**6, 7/27/21, ATL at NYM**

Most Walks


**4, 5/8/21, ATL vs. BOS**

Most Stolen Bases

**1, 2x, last: 5/14/22, ATL vs. SD**

Longest Hitting Streak

**18 games, 7/5-7/26/22**



- On August 2 was named the July National League Player of the Month.
  - His 26 extra-base hits in July set a new franchise record for most in a month... Henry Aaron held the previous record, hitting 25 in July 1961.
  - His 26 extra-base hits in July were the most in MLB, while his 11 home runs finished second...No other MLB player had more than 18 extra-base hits in July.
  - Richard Hidalgo (HOU, 27) was the last player, league-wide, to reach 26 extra-base hits in a month, doing so in September 2000.
  - Had 26 extra-base hits in 26 games (11 HR, 15 2B) from June 30-July 31...He's the only player in modern-era Braves history to have than many in that span...Hall-of-Famer Rogers Hornsby held the old record, hitting 25 in a 26-game span in 1928.
  - Hit 11 home runs with a .423 batting average in July...Became the second Brave in franchise history to finish a month with at least 10 home runs and a .400 batting average...Chipper Jones did it in July 1999 (11 HR, .412 BA)...Ryan Zimmerman (WSH, .420/11 HR) was the last MLB player to do it.
  - His 11 home runs in July were the most he's had in a single month in his career.
  - Had 16 multi-hit games in July, the third most by a Brave within a single month in the Atlanta era...Felipe Alou (August 1968) and Ralph Garr (May 1974) each share the record with 17 multi-hit games in a single month...Riley became the first major leaguer with 16 multi-hit games in a month since José Altuve had 16 for Houston in July 2017.
- On August 9, tied Henry Aaron's franchise record (1959) as the fastest player to reach 30 home runs and 30 doubles in a season...They each did it in 111 games.
- Had an 18-game hit streak that snapped on July 27... It was the longest active streak in MLB, the longest by a Brave in 2022 and the longest of career.
  - It was the longest hitting streak by a Brave since Freddie Freeman (18 games) from August-September, 2020.
- In his first 40 games of the season, hit .224/.309/.436 with eight home runs, 17 extra-base hits and 18 RBI...In the 119 games following, dating to May 23, hit .290/.363/.560 with 30 home runs, 62 extra-base hits and 75 RBI.

## MAJOR LEAGUE NOTES

- **Awards:** National League All-Star (2022), Louisville Slugger Silver Slugger (2021, 3B), All-MLB Team (3B), N.L. Player of the Month (July 2022), N.L. Player of the Week (2x, 7/10/22, 5/24/21).
- After the **2021** All-Star break, led all of baseball with 94 hits.
  - In those 72 games (71 starts), also had 65 RBI (3rd in MLB), a .333 batting average (7th), a .599 slugging percentage (7th), 37 extra-base hits (T8th) and 19 home runs (11th).
  - 94 post-All-Star Game hits are the most by a Brave since Ender Inciarte had 100 hits after the break in 2016...The last Atlanta infielder with more was Chipper Jones (95) in 2001.
- Became one of 13 players, 24-or-younger, in the Atlanta era of the Braves (since 1966) to finish a season with a .300-or-higher batting average (min. 300 plate appearances)...Freddie Freeman was the last Atlanta hitter to do it when he posted a .319 clip as a 23-year-old in 2013.
- On September 21, became the 10th Brave 24-or-younger to hit 30 home runs in a season (last: Acuña, 2019).
- Finished the 2021 campaign with 33 home runs and 33 doubles, becoming the first Braves third baseman with a 30/30 season aged 24-or-younger since Chipper Jones in 1996...There are just three such seasons in franchise history (Jones, 1996; Eddie Mathews, 1953).
- Named the National League Player of the Week for the period of May 17-23...In seven games, went 12-for-26 with four doubles, six home runs and 11 RBI...Became the only player in modern Braves franchise history to hit six homers and 10 extra-base hits in any seven-game span.
- Went 2-for-5 with two homers and a career-most six RBI, July 27 at New York (NL)...He became the first Braves third baseman with two homers and six RBI in a game since Earl Williams on June 13, 1971.
- Tabbed as the third baseman on MLB's August Team of the Month...He hit safely in 23 of 26 August games, trailing only Chicago-AL's José Abreu (24 total games).
- Hit .320 (8-for-25) in the World Series with three RBI and a run.
  - Hit two home runs in the 2021 postseason – one off Milwaukee's Brandon Woodruff and the other off Los Angeles' (NL) Tony Gonsolin.

- Went 3-for-4 in World Series Game 5...Since Andruw Jones went 3-for-4 on 10/10/2001, only three other Braves of equal age or younger than Riley have booked a three-hit game in the postseason (Ronald Acuña Jr., 2019-20; Ozzie Albies, 2020; Freddie Freeman, 2012).
- His fourth-inning home run in NLCS Game 1 marked the third straight playoff series he has homered in, dating to the 2020 NLCS.
  - *A* David Justice set the franchise record with home runs in four straight postseason series covering the 1991 NLCS and World Series and the 1992 NLCS and World Series... Javy López and Fred McGriff have since tied Justice.
- In **2020**, only one of Riley's homers came on a fastball...Hit .281/.328/.632 (16-for-57) off breaking pitches (sliders and curves)...In 2019, his rookie season, hit .195 against these pitches and struck out in 38 of his 86 plate appearances (41.9%).
- Over half (15) of his 27 RBI in 2020 came with two outs...In those situations, had a .446 slugging percentage (2 2B, 4 HR).
- Struck out in just 23.8% of his plate appearances, better than the 36.4% strikeout rate he had in 2019.
  - *A* His 32.4% chase rate and 30.1% whiff rate were both considerably lower than the totals he had in 2019 (37.7% chase rate and 38.7% whiff rate).
- Scored a single-game career-high five runs on 9/9/20 against the Marlins...Reached base safely four times (2 H, 2 BB).
  - *A* Is one of just six Atlanta-era players (since 1966) to score that many runs in a game, joining Adam Duvall and Dansby Swanson, who also did so in that game.
  - *A* Chipper Jones, twice, Kenny Lofton and Lonnie Smith are the others.
- On 8/30/20 at Philadelphia, hit a double and a home run in a 10-run second inning...Became the first Braves player with multiple extra-base hits in a single inning since Jeff Blauser on 6/22/97, also at Philadelphia.
- His only triple of the 2020 season, and second of his career, broke a 2-2 tie and drove in three on 8/31 at Boston...It was Atlanta's first bases-loaded triple since Mallex Smith cleared the bags on 5/30/16 vs. the Giants.
- Primarily played left field in his rookie season, 2019, and third base in his second season, 2020, his first full major-league season.
  - *A* In total, has made 62 career starts in left field, 107 at third base, 20 at first base and three in right field.
- At the time of his major-league debut, was ranked by *Baseball America* as the No. 1 prospect in the organization...Homered in his second career plate appearance, on 5/15, off St. Louis' Michael Wacha, becoming the eighth player in Atlanta history (since 1966) to homer in his major-league debut...Evan Gattis was the last to do so, on 4/3/13, off Hall-of-Famer Roy Halladay.
- Is the quickest player to double-digit home runs, by games played, in the modern era (since 1900) of franchise history...Hit his 10 career homer in his 26th career game...OF Wally Berger held the old record, hitting his 10th homer in his 29th game in 1930.
  - *A* Also is the fastest Braves player in the modern era to five career home runs (9 games)...At the time, only eight other major leaguers had hit at least five homers in their first nine games...The only other 22-year-old to accomplish the feat was Toronto's Carlos Delgado (1993-94).
  - *A* His seventh home run was a grand slam on 5/29, off Washington's Kyle McGowin, in his 14th career game...Became the second player in Atlanta franchise history (since 1966) to hit that type of homer within in his first 14 career games, joining Marcus Giles, who accomplished the feat in 2005.
  - *A* Recorded his 25th career RBI in the 18th game of his career...Since RBI became an official statistic in 1920, Riley was the second fastest player to 25 RBI, by games played, in major-league history...Only the Cubs' Mandy Brooks in 1925 reached the mark quicker, recording his 25th RBI in his 17th career game.
- Hit 16 home runs by the All-Star break, in just 49 games...That tied Ryan Klesko (1994) for the most homers by a Braves rookie prior to the break.

## MINOR LEAGUE NOTES

- Prior to his first major-league call up in **2019**, was leading the Triple-A International League in home runs (15), RBI (39), extra-base hits (25), total bases (98) and runs (32) ...He had 13 home runs over his last 18 games with Gwinnett, including three multi-homer efforts.
  - *A* Named the International League Player of the Week for the period of 5/6-12...Batted .296 (8-for-27) with four home runs.
- Was the Braves' Minor League Player of the Year in **2018**, the Hank Aaron Award winner, after hitting .294 (120-for-408) with 19 home runs between Double-A Mississippi and Triple-A.
  - *A* Also named by the organization as Gwinnett's Player of the Year...Hit eight home runs in 28 games in August.

- Earned Florida State League Mid-Season All-Star honors in **2017** after opening the season with High-A Florida...Transferred to Double-A in July.
  - ▲ Following the season, played for the Peoria Javelinas in the Arizona Fall League...Had 12 extra-base hits and 18 RBI in 17 games... Was named to both the AFL Fall-Stars Game and to the Top Prospects Team.
  - ▲ Hit for the cycle on 10/26 with Peoria, going 4-for-6 with five RBI...Logged the first cycle in the AFL since 2008.
- Tabbed by the Braves' as Single-A Rome's Player of the Year in **2016**, his first full professional season...Led Atlanta farmhands in home runs (20), doubles (39) and total bases (237).
  - ▲ Named a *Baseball America* Low Class A All-Star...Finished second in the South Atlantic League in home runs and doubles, and third in RBI.
  - ▲ Had eight RBI in seven postseason games as Rome won the SAL Championship.
- After getting drafted in **2015**, played for the GCL Braves and Rookie-Advanced Danville... Led the GCL Braves with seven home runs... Was Danville's Player of the Year, hitting .351 (39-for-111) in 30 games with the club...His .933 OPS between the two stops paced all minor leaguers in the system.
  - ▲ Named by *Baseball America* as the "Best Pure Hitter," "Best Power Hitter" and "Best Athlete" among the Braves 2015 draft class, a class that included RHP Mike Soroka and LHP A.J. Minter.

## AMATEUR

- At DeSoto Central High School in Southaven, Miss., was a pitcher and shortstop...In his senior year, helped the Jaguars win the MHSAA 6A State Championship after hitting .423 with 11 homers and 31 RBI at the plate and going 7-2 with a 2.70 ERA and 82 strikeouts on the mound.
  - ▲ As a pitcher, he topped out at 94 mph with his fastball...Also threw a curveball.
- Forewent his college commitment to Mississippi State to sign with the Braves.

## PERSONAL

- He and his wife, Anna, reside in Mississippi with their son, Eason.

## TRANSACTIONS

- Selected by the Atlanta Braves in the Competitive Balance A round (41st overall) of the 2015 First-Year Player Draft...Signed by Don Thomas.
- On Atlanta's injured list (right knee sprain) from August 5 to September 6, 2019; included rehabilitation assignments with Rome (A) and Gwinnett (AAA).
- On August 1, 2022, agreed to a 10-year contract worth \$212 million through the 2032 season, with a club option for 2033.

## COMPLETE RECORD

Year	Club	AVG	G	AB	R	H	2B	3B	HR	RBI	SH	SF	HP	BB	SO	SB-CS	OBP	SLG	E
2015	GCL Braves	.255	30	106	18	27	5	0	7	21	0	2	1	12	37	2-1	.331	.500	7
	Danville	.351	30	111	18	39	9	1	5	19	0	1	5	14	28	0-1	.443	.586	9
2016	Rome	.271	129	495	68	134	39	2	20	80	0	6	3	39	147	3-3	.324	.479	30
	Florida	.252	81	306	43	77	10	1	12	47	0	5	5	23	74	0-2	.310	.408	7
2017	Mississippi	.315	48	178	28	56	9	1	8	27	0	2	3	20	50	2-0	.389	.511	13
	Mississippi	.333	27	99	17	33	10	3	6	20	0	0	2	8	28	0-0	.394	.677	3
2018	Gwinnett	.282	75	291	41	82	17	0	12	47	0	3	4	26	95	1-0	.346	.464	5
	GCL Braves	.278	6	18	3	5	3	0	1	3	0	0	1	3	6	0-0	.409	.611	2
2019	Gwinnett	.293	44	174	39	51	13	0	15	41	0	0	0	20	39	0-0	.366	.626	4
	Atlanta	.226	80	274	41	62	11	1	18	49	0	2	5	16	108	0-2	.279	.471	5
	Rome	.200	3	10	0	2	0	0	0	0	0	0	0	0	2	0-0	.200	.200	0
2020	Atlanta	.239	51	188	24	45	7	1	8	27	0	1	1	16	49	0-0	.301	.415	6
2021	Atlanta	.303	160	590	91	179	33	1	33	107	0	8	12	52	168	0-1	.367	.531	14
	Atlanta	.303	160	590	91	179	33	1	33	107	0	8	12	52	168	0-1	.367	.531	14
2022	Atlanta	.273	159	615	90	168	39	2	38	93	0	4	17	57	168	2-0	.349	.528	16
<b>Minor Totals</b>		<b>.283</b>	<b>473</b>	<b>1788</b>	<b>275</b>	<b>506</b>	<b>115</b>	<b>8</b>	<b>86</b>	<b>305</b>	<b>0</b>	<b>19</b>	<b>24</b>	<b>165</b>	<b>506</b>	<b>8-7</b>	<b>.348</b>	<b>.501</b>	<b>80</b>
<b>Major Totals</b>		<b>.272</b>	<b>450</b>	<b>1667</b>	<b>246</b>	<b>454</b>	<b>90</b>	<b>5</b>	<b>97</b>	<b>276</b>	<b>0</b>	<b>15</b>	<b>35</b>	<b>141</b>	<b>493</b>	<b>2-3</b>	<b>.339</b>	<b>.507</b>	<b>42</b>



# YACKSEL RÍOS

# 66

## RIGHT-HANDED PITCHER

Full Name: **Yacksel Ríos**

Bats: **Right**

Throws: **Right**

Height: **6-3**

Weight: **215**

DOB: **June 27, 1993**

Opening Day Age: **29**

Born: **Caguas, Puerto Rico**

Resides: **Clearwater, FL**

MLB Debut: **August 22, 2017**

MLB Service Time: **2.088**

Acquired: **Signed as a minor league free agent, January 11, 2023**

Contract Status: **Signed through 2023**

### NON-ROSTER INVITEE

## 2022

- Played the entire season with Triple-A Charlotte of the White Sox organization, pitching to a 4-3 record and a 4.91 ERA (18 ER/33.0 IP) over 30 total appearances, including one start...Struck out 38.
  - *A* Allowed 31 hits and 29 walks, for a WHIP of 1.818 for the season.
- Earned three saves, and has 21 total saves over 11 combined seasons in the minor.
- Was named Pitcher of the Year in the Puerto Rican Winter League, after going a perfect 7-0 with a 0.65 ERA (2 ER/27.2 IP) in 24 appearances for Caguas.

## MAJOR LEAGUE NOTES

- Has pitched parts of five total seasons in the majors, appearing for Philadelphia (2017-'19), Pittsburgh ('19-'20), Seattle ('21) and Boston ('21)...Owns an 8-2 record with a 5.77 ERA (62 ER/96.2 IP) over 89 total appearances, all in relief.
- Last appeared in the majors in 2021, pitching three games for Seattle and 20 for Boston.
- Was originally drafted by Philadelphia in 2011, and debuted with the club in 2017.
  - *A* Made his major league debut in Game 2 of a doubleheader on August 22, pitching 1.2 scoreless innings with a pair of strikeouts...Struck out Jose Ureña for his first career strikeout.
- Earned his first career win, September 27 vs. Washington...Pitched 0.2 scoreless innings.

## CAREER HIGHS

Most Innings Pitched

**3.0, 8/30/17, PHI vs. ATL**

Most Runs

**4, 5x, last: 8/7/20, PIT vs. DET**

Most Earned Runs

**4, 5x, last: 8/7/20, PIT vs. DET**

Most Hits Allowed

**6, 9/15/19, PIT at CHI**

Most Home Runs Allowed

**2, 8/26/17, PHI vs. CHI**

Most Walks

**3, 8/21/18, PHI at WSH**

Most Strikeouts

**3, 6x, last: 8/3/21, BOS at DET**

Longest winning streak

**4 games, 9/27/19-7/23/21**

Longest losing streak

**2 games, 5/1/18-9/11/18**



## MINOR LEAGUE NOTES

- Has pitched in 280 games and made 46 starts over 11 minor league seasons, going 32-26 with a 4.15 ERA (251 ER/544.0 IP) and 478 strikeouts.
- Earned Mid-Season All-Star honors in the Eastern League in 2017 while with Double-A Reading, after pitching to a 1-2 record and a 1.89 ERA (8 ER/38.0 IP).

## TRANSACTIONS

- Drafted by the Philadelphia Phillies in the 12th round of the 2011 First-Year Player Draft.
- Claimed off waivers by the Pittsburgh Pirates from the Philadelphia Phillies on August 3, 2019.
- On Pittsburgh's 60-day injured list (right shoulder inflammation) from August 15 through the end of the 2020 season.
- Signed by the Tampa Bay Rays as a minor-league free agent on January 29, 2021.
- Acquired by the Seattle Mariners from the Tampa Bay Rays in exchange for cash considerations on June 4, 2021.
- Acquired by the Boston Red Sox from the Seattle Mariners in exchange for cash consideration on June 14, 2021.
- Signed by the Chicago White Sox as a minor-league free agent on December 1, 2021.
- Signed by the Atlanta Braves as a minor-league free agent on January 5, 2023.

## COMPLETE RECORD

Year	Club	W-L	ERA	G	GS	CG	SHO	SV	IP	H	R	ER	HR	HB	BB	SO	WP	BK
2011	GCL Phillies	0-1	8.74	10	0	0	0	0	11.1	14	12	11	0	2	14	10	5	0
2012	GCL Phillies	2-2	6.60	13	4	0	0	0	30.0	44	26	22	3	2	9	19	3	0
2013	Williamsport	5-3	3.59	15	10	0	0	0	52.2	52	24	21	1	3	19	39	1	2
2014	Lakewood	6-2	3.69	33	13	0	0	1	102.1	102	51	42	9	6	40	73	9	3
2015	Clearwater	6-5	2.75	26	10	0	0	1	88.1	69	33	27	4	8	23	71	7	1
2016	Reading	1-1	4.58	13	1	0	0	0	17.2	20	9	9	0	1	14	21	1	0
	Clearwater	4-3	6.14	22	6	0	0	1	58.2	59	43	40	4	5	23	42	9	0
2017	GCL Phillies	0-0	4.50	2	0	0	0	0	2.0	1	1	1	0	1	1	1	1	0
	Lehigh Valley	0-1	1.96	13	1	0	0	1	18.1	10	4	4	3	0	4	17	3	0
	Reading	1-2	1.89	24	0	0	0	2	38.0	22	12	8	2	2	10	47	7	1
2018	Philadelphia	1-0	4.41	13	0	0	0	0	16.1	15	8	8	4	0	9	17	0	0
	Lehigh Valley	0-0	3.97	22	0	0	0	1	22.2	18	12	10	2	2	17	26	5	0
2019	Philadelphia	3-2	6.75	36	0	0	0	0	36.0	43	28	27	6	2	15	36	2	1
	Lehigh Valley	1-3	7.41	31	0	0	0	7	34.0	38	31	28	4	3	22	37	3	2
	Indianapolis	0-0	2.35	9	0	0	0	1	15.1	19	4	4	2	1	4	12	2	0
2020	Philadelphia	0-0	13.50	4	0	0	0	0	2.2	6	7	4	2	1	3	2	1	1
	Pittsburgh	1-0	5.23	10	0	0	0	0	10.1	10	6	6	2	2	5	10	0	0
	Pittsburgh	0-0	9.00	3	0	0	0	0	4.0	3	4	4	0	1	2	3	0	0
2021	Worcester	0-0	7.50	5	0	0	0	1	6.0	10	5	5	0	0	3	8	3	0
	Durham	2-0	0.66	12	0	0	0	2	13.2	8	2	1	1	0	2	17	1	0
	Boston	3-0	3.70	20	0	0	0	0	24.1	13	10	10	3	1	14	21	3	0
	Seattle	0-0	9.00	3	0	0	0	0	3.0	5	3	3	0	1	2	2	1	0
2022	Charlotte	4-3	4.91	30	1	0	0	3	33.0	31	20	18	4	3	29	38	10	2
<b>Minor Totals</b>		<b>32-26</b>	<b>4.15</b>	<b>280</b>	<b>46</b>	<b>0</b>	<b>0</b>	<b>21</b>	<b>544.0</b>	<b>517</b>	<b>289</b>	<b>251</b>	<b>39</b>	<b>39</b>	<b>234</b>	<b>478</b>	<b>70</b>	<b>11</b>
<b>Major Totals</b>		<b>8-2</b>	<b>5.77</b>	<b>89</b>	<b>0</b>	<b>0</b>	<b>0</b>	<b>0</b>	<b>96.2</b>	<b>95</b>	<b>66</b>	<b>62</b>	<b>17</b>	<b>8</b>	<b>50</b>	<b>91</b>	<b>7</b>	<b>2</b>





# EDDIE ROSARIO

# 8

## OUTFIELDER

Full Name: **Eddie Manuel Rosario**

Bats: **Left**

Throws: **Right**

Height: **6-1**

Weight: **189**

DOB: **September 28, 1991**

Opening Day Age: **31**

Born: **Guayama, PR**

Resides: **Kissimmee, FL**

MLB Debut: **May 6, 2015**

MLB Service Time: **7.120**

Acquired: **Signed as a free agent, March 16, 2022**

Contract Status: **Signed through 2023 (option for 2024)**

## 2022

- In 270 plate appearances, slashed .212/.259/.328 (53-for-250) with 12 doubles, a triple, and five home runs.
  - Limited to 80 games due to blurred vision and swelling in his right retina, which landed him on the Injured List from April 25-July 4.
  - From his first game back on July 4 through the rest of the regular season, hit .243/.281/.379 (50-for-206) with 11 doubles, five home runs and 24 RBI.
- Signed with Atlanta as free agent on March 16... Agreed to a two-year contract worth \$18 million guaranteed, including an option for 2024.

## MAJOR LEAGUE NOTES

- Awards:** NLCS MVP
- Acquired by Atlanta from Cleveland on July 30 last season, and played 33 regular-season games for the Braves in 2021.
- With Atlanta in **2021**, Rosario hit .271 (26-for-96) with 13 extra-base hits (seven home runs).
  - In 111 MLB games between Cleveland and Atlanta last season, the left-handed hitter posted a .259 batting average (98-for-379) with 14 home runs, 62 RBI and 42 runs scored.
- Rosario appeared in each of Atlanta's 16 postseason games (15 starts) in 2021, and was named NLCS MVP for his performance against Los Angeles.
  - In those six games, he hit .560/607/1.040 (14-for-25) with three home runs, nine RBI and six runs scored.

## CAREER HIGHS

Most Runs

**4, 2x, last: 6/16/18, MIN at CLE**

Most Hits

**5, 7/1/17, MIN at KC**

Most Doubles

**3, 3x, last: 9/22/19, MIN vs. KC**

Most Triples

**2, 8/7/15, MIN at CLE**

Most Home Runs

**3, 2x, last: 6/3/18, MIN vs. CLE**

Most RBI

**5, 3x, last: 8/2/22, MIN at CWS**

Most Walks

**2, 16x, last: 9/2/21, ATL at COL**

Most Stolen Bases

**2, 2x, last: 4/15/21, CLE at CWS**

Longest Hitting Streak

**15 games, 4/17-5/5/17**



LIVE BIO

- In the 2021 playoffs, hit .383/.456/.617 (23-for-60) with seven extra-base hits.
  - Also strung together an 11-game postseason hit streak in 2021, which tied for the third-longest playoff streak in franchise history.
  - Tied for second most hits in a postseason by a Braves hitter (Marquis Grissom, 25, 1999).
- After going 4-for-5 in NLCS Game 4 in 2021, became the second player in baseball history to record at least two four-hit games in the same postseason series (Yount, MIL, 1982 WS), and the first to have two such performances in a span of three games.
- Had a postseason hit streak from 10/8-26/21, and he hit .465 (20-for-43) with three home runs and 11 RBI during the stretch.
  - Only three other players in baseball history have hit at least .464 across an 11-game postseason stretch in a single season (min. 10 PA): David Freese (STL, two matching periods in 2011), Albert Pujols (STL, 2004) and Carlos Beltrán (HOU, 2004).
  - Prior to World Series Game 2, had hit in every 2021 postseason game.
- Led the Twins in RBI (42) in **2020**, tied for sixth most in the A.L. and tied for ninth in MLB.
- Connected for his fourth career grand slam August 10, 2020 at Milwaukee.
- Recorded 10th career multi-homer game August 11, 2020 at Milwaukee.
- Had five outfield assists in 2020, which accounted for half of the team's total.
  - Finished tied for fourth in the American League and tied for fifth in the majors.
- Led the team with seven game-winning RBI that year and tied for team lead with 10 go-ahead RBI...Batted .353 (18-for-51) with RISP, ninth-highest total in the A.L.
- Finished 18th in American League Most Valuable Player voting in 2019 and 17th in 2020.
  - In 2019, became seventh player in club history (15th instance) with 30-plus homers and 100-plus RBI.
  - First Twin to have 10 homers before 5/1 (prev. Torii Hunter, nine in 2001).
  - Hit Twins' 226th home run of season 8/9 vs. Cleveland off Shane Bieber, setting club single-season record.
- Named Calvin R. Griffith Award for Most Valuable Twin in 2018 and was one of five finalists for the 2018 AL All-Star Final Vote (winner Jean Segura).
  - Hit .311 (117-for-376) with 24 doubles, two triples, 19 home runs, 60 RBI, 64 runs scored and a .890 OPS prior to the All-Star break.
- Hit three home runs twice in career: June 3, 2018 vs. Cleveland and June 13, 2017 vs. Seattle.
- Named 2015 Jim Kaat Award winner for Twins Defensive Player of the Year.
- Led all rookies in outfield assists (16) in 2015; tied Kirby Puckett's 1984 total for most outfield assists in Twins history for rookies and tied for fifth-most among any Twin in club history.
- Led MLB in triples (15) in 2015 and was the most for a rookie since 1991, when St. Louis' Ray Lankford had 15.
- In the 2017 A.L. Wild Card game vs. New York he joined Gary Gaetti as the only two players in baseball history to homer in both their first major league regular season at-bat and first postseason at-bat.
- Three-time member of Team Puerto Rico in the World Baseball Classic (2013, 2017, 2022).
- Finished sixth in American League Rookie of the Year voting in 2015 with the Twins after recording 36 extra-base hits across 122 games in his first season.
- Made Major League debut 5/6 vs. Oakland and homered on first pitch he saw, off Scott Kazmir, becoming the 10th Twin to ever homer in his first career game and sixth to ever homer in his first at-bat as Twin.
  - According to Baseball Almanac, he became the 29th player in baseball history to homer on first pitch.

## PERSONAL

- Has a wife, Milany, and a son, Lucas.
- Attended Rafael Lopez Landron (PR) High School; one of five players from that school to be drafted.
- Held a youth baseball clinic in his hometown of Guayama, PR during the Twins trip to Puerto Rico for a two-game series vs. Cleveland in 2018.

# TRANSACTIONS

- Selected by the Minnesota Twins in the 4th round (135th overall) of the June draft...Signed, 6/13/10.
- Went on Injured List with a left thumb sprain, 9/18/16-remainder of season.
- On Injured List with a left ankle sprain, 6/27-7/15/19.
- Signed by Cleveland as a free agent, 2/4/21.
- Acquired by Atlanta from Cleveland on 7/30/21 in exchange for INF Pablo Sandoval.
- Signed by Atlanta as a free agent, 3/16/22.
- Signed with Atlanta as a free agent on March 16... Agreed to a two-year contract worth \$18 million guaranteed, including an option for 2024.
- Placed on the 10-day Injured List on April 25, 2022 with blurred vision and swelling in his right eye...Subsequently transferred to the 60-day IL on June 5 before his reinstatement on July 4.

# COMPLETE RECORD

Year	Club	AVG	G	AB	R	H	2B	3B	HR	RBI	SH	SF	HP	BB	SO	SB-CS	OBP	SLG	E
2010	GCL Twins	.294	51	194	34	57	9	2	5	26	0	3	0	16	28	22-5	.343	.438	3
2011	Elizabethhton	.337	67	270	71	91	9	9	21	60	1	0	0	27	60	17-6	.397	.670	2
2012	Beloit	.296	95	392	60	116	32	4	12	70	0	5	1	31	69	11-11	.345	.490	17
	GCL Twins	.368	5	19	2	7	3	0	1	4	0	0	0	1	2	0-0	.400	.684	0
2013	Fort Myers	.329	52	207	40	68	13	5	6	35	0	5	2	17	29	3-6	.377	.527	4
	New Britain	.284	70	289	40	82	19	3	4	38	1	2	0	21	67	7-4	.330	.412	10
2014	New Britain	.237	79	316	40	75	20	3	8	36	0	2	1	17	68	8-4	.277	.396	2
	Fort Myers	.300	8	30	5	9	0	0	0	4	0	0	0	4	5	1-1	.382	.300	0
2015	Rochester	.242	23	95	11	23	2	1	3	12	0	0	0	5	17	1-1	.280	.379	2
	Minnesota	.267	122	453	60	121	18	15	13	50	3	3	0	15	118	11-6	.289	.459	7
2016	Minnesota	.269	92	335	52	90	17	2	10	32	2	3	2	12	91	5-2	.295	.421	4
	Rochester	.319	41	160	26	51	14	0	7	25	0	2	0	7	25	5-3	.343	.538	1
2017	Minnesota	.290	151	542	79	157	33	2	27	78	4	8	0	35	106	9-8	.328	.507	4
2018	Minnesota	.288	138	559	87	161	31	2	24	77	1	2	0	30	104	8-2	.323	.479	9
2019	Minnesota	.276	137	562	91	155	28	1	32	109	0	6	0	22	86	3-1	.300	.500	5
2020	Minnesota	.257	57	210	31	54	7	0	13	42	0	2	0	19	34	3-1	.316	.476	2
	Cleveland	.254	78	283	29	72	15	1	7	46	2	3	1	17	47	9-2	.296	.389	1
	Atlanta	.271	33	96	13	26	4	2	7	16	0	1	0	9	14	2-1	.330	.573	2
	Gwinnett	.196	13	51	7	10	2	0	4	16	0	0	0	2	6	0-0	.226	.471	1
2022	Atlanta	.212	80	250	27	53	12	1	5	24	0	3	0	17	68	3-0	.259	.328	5
	Gwinnett	.273	8	33	4	9	2	0	0	5	0	0	0	4	11	0-0	.351	.333	1
<b>Minor Totals</b>		<b>.291</b>	<b>512</b>	<b>2056</b>	<b>340</b>	<b>598</b>	<b>125</b>	<b>27</b>	<b>71</b>	<b>331</b>	<b>2</b>	<b>19</b>	<b>4</b>	<b>152</b>	<b>387</b>	<b>75-41</b>	<b>.338</b>	<b>.482</b>	<b>43</b>
<b>Major Totals</b>		<b>.270</b>	<b>888</b>	<b>3290</b>	<b>469</b>	<b>889</b>	<b>165</b>	<b>26</b>	<b>138</b>	<b>474</b>	<b>12</b>	<b>31</b>	<b>3</b>	<b>176</b>	<b>668</b>	<b>53-23</b>	<b>.305</b>	<b>.462</b>	<b>39</b>





**NON-ROSTER INVITEE**

# YOLMER SANCHEZ

**45**

## INFIELDER

Full Name: **Yolmer Carlos Sánchez**

Bats: **Switch**

Throws: **Right**

Height: **6-0**

Weight: **210**

DOB: **June 29, 1992**

Opening Day Age: **30**

Born: **Maracay, Venezuela**

Resides: **Litchfield Park, AZ**

MLB Debut: **July 13, 2014**

MLB Service Time: **5.083**

Acquired: **Signed as a minor league free agent, January 23, 2023**

Contract Status: **Signed through 2023**

## 2022

- Split the 2022 season between the Boston and New York-NL organizations, spending time both at Triple-A and in the major leagues.
  - Opened the season with Boston's Triple-A Worcester Red Sox, appearing in 78 games and batting .247 (61-for-247)... Called up to the major league club and made his 2022 debut on June 29 at Toronto.
  - Was designated for release or assignment by Boston on August 16...The Mets claimed him two days later.
  - Only appeared in three games for New York, exclusively as a pinch runner and defensive replacement...Never made a plate appearance.
- Finished the season slashing .108/.214/.108 (4-for-37) in the major leagues.

## MAJOR LEAGUE NOTES

- Awards:** Rawlings Gold Glove Award (2019)
- Played in more than 140 games for CWS in all 3 seasons from 2017-19, including a career-high 155 in 2018...In that time, ranked 22nd in the majors with 445 games played (6th in AL).
- Led CWS in **2018** in games played (155), at-bats (600), hits (145), and triples (10)...Tied for 1st in the AL in triples.
- Named CWS' MLBPA Heart & Hustle Award winner in 2018...The award honors active MLB players who demonstrate a passion for the game of baseball and best exemplify the values, spirit, and traditions of the game.
- His lone Postseason appearance came with CWS during Game 1 of the 2020 AL Wild Card Series at OAK (pinch-runner, 9th inning).

## CAREER HIGHS

Most Runs

**3, 3x, last: 8/14/19, CWS vs. HOU**

Most Hits

**4, 9/20/19, CWS at DET**

Most Doubles

**2, 11x, last: 9/6/20, CWS at. KC**

Most Triples

**2, 4/5/18, CWS vs. DET**

Most Home Runs

**1, 32x, last: 9/24/20, CWS at CLE**

Most RBI

**4, 3x, last: 8/21/15, CWS at SEA**

Most Walks

**3, 3x,, last: 9/2/19, CWS at CLE**

Most Stolen Bases

**2, 9/2/17, CWS vs. TB**

Longest Hitting Streak

**12 games, 3x, last: 8/13-8/24/19**



- Has recorded a 12-game hitting streak 3 times, tied for his career high...Did so in 2015, '17, and '19.
- Recorded a career-best 22-game on-base streak from 8/11-9/3/18, batting .301 (25-for-83) during that span.

## MINOR LEAGUE NOTES

- Named an MiLB.com Organization All-Star twice (2012, '14) and a post-season All-Star once (2012, High-A Carolina League).
- Received the International League Player of the Week award twice in 2015 (4/12-18 & 4/26-5/2).
- Selected to the 2012 Futures Game as a member of the World Team.
- Ranked by Baseball America as one of the White Sox' top prospects in 2012 (No. 21), '13 (No. 3), '14 (No. 12), and '15 (No. 12)...Rated the best hitter for average and best defensive infielder in the White Sox system in 2013.
- Played for Salt River in the Arizona Fall League in 2012.

## PERSONAL

- Full name is Yolmer Carlos Sánchez...Went by Carlos prior to the 2017 season.
- He and his wife, Moralis, have 2 sons, Noah and Alan.
- Attended Miguel José Sanz High School.

## TRANSACTIONS

- On my 29, 2009, signed by the Chicago White Sox as an international free agent (signed by Amador Arias).
- Placed on the seven-day Injured List on August 8, 2013 with a right ankle sprain.
- On January 31, 2020 signed by the San Francisco Giants as a minor league free agent, 1/31.
- Signed by the Chicago White Sox as a minor league free agent on August 28, 2020.
- Cleared off waivers by the Baltimore Orioles, on October 30, 2020
- Signed by the Atlanta Braves as a minor league free agent on March 31, 2021.
- Signed by the Boston Red Sox as a minor league free agent on February 9, 2022.
- Signed by Atlanta as a minor league free agent on December 28, 2022.

## COMPLETE RECORD

Year	Club	AVG	G	AB	R	H	2B	3B	HR	RBI	SH	SF	HP	BB	SO	SB-CS	OBP	SLG	E
2009	DSL White Sox	.156	22	32	7	5	0	0	0	3	1	0	1	8	10	1-0	.341	.156	0
2010	DSL White Sox	.269	52	156	26	42	5	2	1	18	1	1	4	41	26	7-3	.431	.346	8
2011	Kannapolis	.288	63	264	44	76	10	1	1	27	7	1	7	15	49	7-8	.341	.345	7
	Bristol	.250	5	16	4	4	1	0	0	3	0	0	3	5	2	1-2	.500	.313	0
2012	Charlotte	.256	11	39	4	10	2	0	0	1	0	0	0	0	6	0-0	.256	.308	0
	Birmingham	.370	30	119	17	44	9	1	0	13	1	1	2	10	22	7-5	.424	.462	2
	Winston-Salem	.315	92	365	57	115	14	6	1	42	7	6	7	31	64	19-10	.374	.395	14
2013	Charlotte	.241	112	432	50	104	20	2	0	28	11	3	4	29	76	16-7	.293	.296	17
	Charlotte	.293	110	437	60	128	19	6	7	57	10	6	5	36	84	16-4	.349	.412	10
2014	Charlotte (AL)	.250	28	100	6	25	5	0	0	5	0	1	0	3	25	1-1	.269	.300	1
	Charlotte	.344	29	131	17	45	10	0	2	17	1	0	1	4	28	5-2	.368	.466	3
2015	Charlotte (AL)	.224	120	389	40	87	23	1	5	31	6	1	5	19	81	2-2	.268	.326	5
	Charlotte	.255	61	235	31	60	11	2	8	29	4	2	2	17	55	10-4	.309	.421	4
2016	Charlotte (AL)	.208	53	154	15	32	9	1	4	21	2	1	1	5	42	0-1	.236	.357	3
	Charlotte (AL)	.267	141	484	63	129	19	8	12	59	7	4	4	35	111	8-9	.319	.413	9
2018	Chicago (AL)	.242	155	600	62	145	34	10	8	55	2	3	8	49	138	14-6	.306	.372	14
2019	Chicago (AL)	.252	149	496	59	125	20	4	2	43	7	3	5	44	117	5-4	.318	.321	9
2020	Chicago (AL)	.313	11	16	7	5	3	0	1	1	0	0	0	5	5	0-0	.476	.688	1
2021	Gwinnett	.216	102	310	36	67	9	3	9	35	2	1	7	35	88	6-3	.309	.352	9
2022	Syracuse	.244	22	78	6	19	4	0	1	7	0	1	4	10	19	0-0	.355	.333	3
	Worcester	.247	78	247	43	61	12	1	9	33	1	2	3	50	67	6-1	.377	.413	7
	New York (NL)	-	3	0	0	0	0	0	0	0	0	0	0	0	0	0-0	-	-	1
	Boston	.108	14	37	1	4	0	0	0	2	2	0	0	5	13	0-2	.214	.108	1
<b>Minor Totals</b>		<b>.273</b>	<b>789</b>	<b>2861</b>	<b>402</b>	<b>780</b>	<b>126</b>	<b>24</b>	<b>39</b>	<b>313</b>	<b>46</b>	<b>24</b>	<b>50</b>	<b>291</b>	<b>596</b>	<b>101-49</b>	<b>.347</b>	<b>.374</b>	<b>84</b>
<b>Major Totals</b>		<b>.243</b>	<b>674</b>	<b>2276</b>	<b>253</b>	<b>552</b>	<b>113</b>	<b>24</b>	<b>32</b>	<b>217</b>	<b>26</b>	<b>13</b>	<b>23</b>	<b>165</b>	<b>532</b>	<b>30-25</b>	<b>.299</b>	<b>.355</b>	<b>44</b>



# DENNIS SANTANA

# 59

## RIGHT-HANDED PITCHER

Full Name: **Dennis Anfernee Santana**

Bats: **Right**

Throws: **Right**

Height: **6-2**

Weight: **190**

DOB: **April 12, 1996**

Opening Day Age: **26**

Born: **SanPedrodeMacoris, DR** Resides: **Waddell, AZ**

MLB Debut: **June 1, 2018**

MLB Service Time: **3.095**

Acquired: **Trade with Texas, November 11, 2022**

Contract Status: **Signed through 2023**

## 2022

- Appeared in 63 games with Texas, going 3-8 with a 5.22 ERA (34 ER/58.2 IP) and one save... Fanned 54.
  - Tied LHP Matt Moore for the team lead with a career-best 63 appearances...Also registered career highs in wins (3), losses (8), innings (54.2), and strikeouts (54).
- Broke spring camp as a member of Texas' Opening Day roster and went 3-3 with a 1.44 ERA (5 ER/31.1 IP) over his first 33 games through July 4.
  - From July 5 through the end of the season, went 0-5 with a 9.55 ERA (29 ER/27.1 IP) over his final 30 games, including one start.
- Did not allow a home run through his first 45 games (39.2 IP) to open the campaign, with a homer by Jorge Mateo on August 2 vs. BAL snapping his 52.2-inning homerless streak that dated to August of 2021.
  - Permitted just two home runs in 2022, and his 0.32 HR/9.0 IP figure was the 11th-lowest mark among qualified A.L. relievers, and the lowest by a qualifying Texas relief pitcher since José Leclerc in 2018 (0.16)
- Stranded a team-high 31-of-40 (77.5%) inherited base runners, the 10th-highest inherited runners scored percentage among qualified A.L. relievers.
  - He stranded 57-of-69 (82.6%) inherited runners since joining Texas on July 3, 2021, the seventh-best percentage in MLB over that span.
- Converted one of his three save chances, recording the first save of his MLB career on May 27 at Oakland.

## CAREER HIGHS

Most Innings Pitched

**3.2, 6/1/18, LAD at COL**

Most Runs

**6, 7/12/22, TEX vs. OAK**

Most Earned Runs

**5, 2x, last: 7/12/22, TEX vs. OAK**

Most Hits Allowed

**6, 6/1/18, LAD at COL**

Most Home Runs Allowed

**1, 11x, last: 9/14/22, TEX vs. OAK**

Most Walks

**3, 4x, last: 7/23/22, TEX at OAK**

Most Strikeouts

**4, 5x, last: 8/31/22, TEX vs. HOU**

Longest winning streak

**2 games, 5/17-5/18/22**

Longest losing streak

**6 games, 6/24-9/20/22**



LIVE BIO

## MAJOR LEAGUE NOTES

- Has appeared in 134 games over five combined seasons in the majors, pitching for Los Angeles-NL (2018-'21) and Texas ('21-'22)...Compiled a 7-14 record with a 5.12 ERA (79 ER/139.0 IP) and 128 strikeouts.
- Was originally signed by the Dodgers as a non-drafted free agent in 2013, and debuted with the club in 2018.
  - ▲ Made his debut on June 1 at Colorado, and allowed six hits and five runs over 3.2 innings of relief...It was his only appearance of the season.
  - ▲ Earned the win, getting the victory in his debut as the Dodgers beat the Rockies, 11-8.
  - ▲ Also collected his first career hit and RBI in his first at-bat, lining a two-run double in the fourth inning off Tyler Anderson.
  - ▲ Pitched in three games in 2019, and 12 in 2020.
  - ▲ Did not appear in the postseason, but was a member of the Dodgers' taxi squad in 2020 as they worked to a World Series title.
- Has made four trips to the injured list in his career, including twice in 2022.
  - ▲ Missed from August 3 to August 23 with a left ankle sprain for the Rangers in 2022, and was on the COVID injured list from April 14 to April 24 earlier that season.
  - ▲ Was on the Dodgers' injured list from April 24 to April 26 in 2021.
  - ▲ Was on the Dodgers' 60-day injured list from June 5 through the end of the 2018 season with a right rotator cuff strain.

## MINOR LEAGUE NOTES

- Has pitched in 128 games and made 77 starts over eight seasons in the minors, compiling a 23-34 record and a 4.27 ERA (222 ER/467.2 IP) between the Dodgers and Rangers organizations.
- Was named Pacific Coast League Pitcher of the Week with Triple-A Oklahoma City in May of 2018
- Earned California League Mid-Season All-Star honors in 2017 while with Rancho Cucamonga, after going 5-6 with a 3.57 ERA (34 ER/85.2 IP) and 92 strikeouts in 17 appearances.
- Spent the entire season with Great Lakes in 2016 and garnered Midwest League Mid-Season All-Star honors.

## PERSONAL

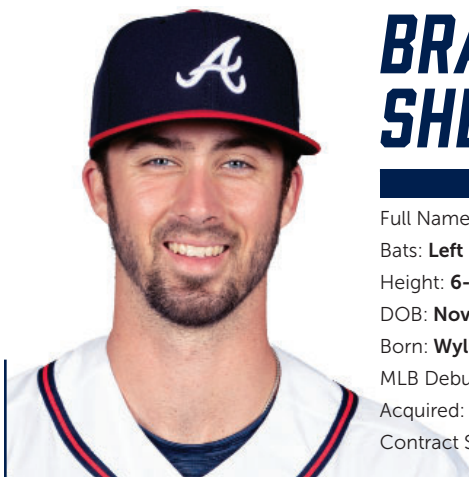
- Full name is Dennis Anfernee Santana.
  - ▲ His father, a big basketball fan, named him after two greats – Dennis Rodman and Anfernee "Penny" Hardaway.

## TRANSACTIONS

- Signed by the Los Angeles Dodgers as a non-drafted free agent on March 12, 2013.
- On Los Angeles' 60-day injured list (right rotator cuff strain), from June 5 through the end of the 2018 season.
- On Los Angeles' injured list, from April 24 to April 26, 2021.
- Acquired by the Texas Rangers from the Los Angeles Dodgers in exchange for Kelvin Bautista on June 17, 2021.
- On Texas' COVID injured list, from April 14 to April 24, 2022.
- On Texas' injured list (left ankle sprain), from August 3 to August 23, 2022; included an injury rehabilitation assignment to Triple-A Oklahoma City.
- Acquired by the Atlanta Braves from the Texas Rangers in exchange for cash considerations on November 15, 2022.

## COMPLETE RECORD

Year	Club	W-L	ERA	G	GS	CG	SHO	SV	IP	H	R	ER	HR	HB	BB	SO	WP	BK
2014	DSL Dodgers	2-1	1.05	20	1	0	0	4	34.1	19	7	4	1	1	15	38	5	1
2015	Ogden	0-4	11.22	7	7	0	0	0	21.2	35	29	27	3	0	21	18	8	2
2015	AZL Dodgers	2-1	2.42	6	4	1	0	0	26.0	13	13	7	1	2	17	34	5	0
2016	Great Lakes	5-9	3.07	25	14	0	0	0	111.1	84	51	38	2	5	56	124	11	3
2017	Tulsa	3-1	5.51	7	7	0	0	0	32.2	32	23	20	2	3	23	37	2	0
2017	R. Cucamonga	5-6	3.57	17	14	0	0	0	85.2	87	44	34	5	11	22	92	7	1
2018	Oklahoma City	1-1	2.45	2	2	0	0	0	11.0	10	3	3	0	0	2	14	0	0
2018	Tulsa	0-2	2.56	8	8	0	0	0	38.2	26	17	11	3	4	14	51	1	1
2018	Los Angeles (NL)	1-0	12.27	1	0	0	0	0	3.2	6	5	5	0	1	1	4	1	0
2019	Oklahoma City	5-9	6.94	27	17	0	0	0	93.1	111	84	72	16	9	53	105	12	2
2019	Los Angeles (NL)	0-0	7.20	3	0	0	0	0	5.0	6	4	4	1	2	4	6	1	0
2020	Los Angeles (NL)	1-2	5.29	12	0	0	0	0	17.0	15	11	10	4	2	7	18	1	0
2021	Oklahoma City	0-0	10.13	3	3	0	0	0	5.1	9	6	6	2	0	4	6	0	0
2021	Round Rock	0-0	0.00	4	0	0	0	0	4.0	0	0	0	0	0	1	9	0	0
2021	Los Angeles (NL)	0-0	6.00	16	0	0	0	0	15.0	18	11	10	0	3	11	8	2	0
2021	Texas	2-4	3.63	39	0	0	0	0	39.2	30	20	16	4	0	21	38	2	0
2022	Round Rock	0-0	0.00	2	0	0	0	0	3.2	2	0	0	0	0	1	4	0	0
2022	Texas	3-8	5.22	63	1	0	0	1	58.2	50	39	34	2	4	28	54	3	0
<b>Minor Totals</b>		<b>23-34</b>	<b>4.27</b>	<b>128</b>	<b>77</b>	<b>1</b>	<b>0</b>	<b>4</b>	<b>467.2</b>	<b>428</b>	<b>277</b>	<b>222</b>	<b>35</b>	<b>35</b>	<b>229</b>	<b>532</b>	<b>51</b>	<b>10</b>
<b>Major Totals</b>		<b>7-14</b>	<b>5.12</b>	<b>134</b>	<b>1</b>	<b>0</b>	<b>0</b>	<b>1</b>	<b>139.0</b>	<b>125</b>	<b>90</b>	<b>79</b>	<b>11</b>	<b>12</b>	<b>72</b>	<b>128</b>	<b>10</b>	<b>0</b>



# BRADEN SHEWMAKE

# 65

## INFILDER

Full Name: **Braden Jack Shewmake**

Bats: **Left**

Throws: **Right**

Height: **6-4**

Weight: **190**

DOB: **November 19, 1997**

Opening Day Age: **25**

Born: **Wylie, TX**

Resides: **Wylie, TX**

MLB Debut: **None**

MLB Service Time: **0.000**

Acquired: **Braves' first-round pick (21st overall) in 2019**

Contract Status: **Signed through 2023**

## 2022

- Received a non-roster invitation to Atlanta's major league camp for the second time in his career...Played exclusively at Triple-A Gwinnett, slashing .259/.316/.399 (72-for-278).

## MINOR LEAGUE NOTES

- Played the entire 2021 season at Double-A Mississippi, hitting .228 (74-for-324) with 14 doubles, three triples, 12 home runs and 40 RBI.
  - Entered the 2022 season as Braves' No. 6 prospect...Was a 2021 *MiLB.com* Organization All-Star.
- Received a non-roster invitation to Atlanta's 2020 Spring Training, less than one year after getting drafted by the Braves...Played in 11 games and went 4-for-15 (.267) with one double, two RBI, one walk and three runs scored.
  - Spent the rest of the season at the club's alternate training site.
  - Played every inning at shortstop.
  - Ended the season ranked by MLB.com as the Braves' No. 5 prospect.
- In 2019, played 65 games between Single-A Rome and Double-A Mississippi after getting drafted by the Braves in June...Hit .300/.371/.425 (74-for-247) with three home runs, 40 RBI, 44 runs scored and 13 stolen bases.

- Named as Rome's co-Player of the Month for June 2019...Hit .442 (19-for-43) with a 1.083 OPS in 10 games that month.
  - Was selected as the South Atlantic League Player of the Week for the period of 6/24-30, his first full week in professional baseball... Slashed .464/.483/.750 in six games.
- Named by *Baseball America* as the best "Defensive Infielder" in Atlanta's organization.
- Ranked by MLB.com as the Braves' No. 5 prospect in 2019.

## AMATEUR

- Played collegiately at Texas A&M University...In three seasons with the Aggies, hit .323 with 22 home runs and 161 RBI.
  - Was an All-SEC First Team selection in each of his first two years with the Aggies.
  - In 2019, was named to the midseason watch list for the Golden Spikes Award, given to the top college player in the country.
  - Missed only one game in his collegiate career.
- Attended Wylie East High School...He also played quarterback on the football team and forward on the basketball team.

## TRANSACTIONS

- Selected by the Atlanta Braves in the first round (21st overall) of the 2019 First-Year Player Draft... Signed by Darin Vaughan.

## COMPLETE RECORD

Year	Club	AVG	G	AB	R	H	2B	3B	HR	RBI	SH	SF	HP	BB	SO	SB-CS	OBP	SLG	E
2019	Rome	.318	51	201	37	64	18	2	3	39	0	1	3	21	29	11-3	.389	.473	9
	Mississippi	.217	14	46	7	10	0	0	0	1	0	1	1	4	11	2-0	.288	.217	1
2021	Mississippi	.228	83	324	40	74	14	3	12	40	0	0	2	17	75	4-2	.271	.401	9
2022	Gwinnett	.259	76	278	37	72	14	2	7	25	0	4	2	23	57	9-0	.316	.399	9
<b>Minor Totals</b>		<b>.259</b>	<b>224</b>	<b>849</b>	<b>121</b>	<b>220</b>	<b>46</b>	<b>7</b>	<b>22</b>	<b>105</b>	<b>0</b>	<b>6</b>	<b>8</b>	<b>65</b>	<b>172</b>	<b>26-5</b>	<b>.316</b>	<b>.408</b>	<b>28</b>





## NON-ROSTER INVITEE

# JARED SHUSTER

84

## LEFT-HANDED PITCHER

Full Name: **Jared Craig Shuster**Bats: **Left**Throws: **Left**Height: **6-3**Weight: **210**DOB: **August 3, 1998**Opening Day Age: **24**Born: **New Bedford, MA**Resides: **New Bedford, MA**MLB Debut: **--**MLB Service Time: **0.000**Acquired: **Braves' first-round (28th overall) pick in 2015**Contract Status: **Signed through 2023**

## 2022

- Enters 2023 as Atlanta's top overall prospect per MLB.com, and as the No. 3 farmhand by Baseball America.
- Split his second professional season between Double-A Mississippi and Triple-A Gwinnett, combining to go 7-10 with a 3.29 ERA (51 ER/139.1 IP) between the two stops...Allowed 108 hits and 38 walks while fanning 145.

*A* Opened the season with Mississippi and pitched to a 6-7 record and a 2.78 ERA (28 ER/90.2 IP) in 17 total games and 16 starts, compiling a 0.96 WHIP and 10.5 strikeouts per 9.0 innings.

*A* Advanced to Gwinnett on July 26 and made his final 10 appearances with the Stripers, including nine starts...Went 1-3 with a 4.25 ERA (23 ER/48.2 IP) and 39 strikeouts.

- Pitched in the Sirius XM All-Star Futures Game for the National League, and allowed two hits and one run over 1.1 innings...Fanned a pair.
- Was named a Southern League Post-Season All-Star for his season with Mississippi, and earned SL Pitcher of the Week honors on July 17.
  - A* -Pitched 7.0 scoreless innings in his only start that week, fanning a season high-tying 12 batters in a win over Rocket City.
  - A* Garnered MiLB.com Organizational All-Star honors for the second consecutive season.
- Allowed no more than two runs in 21 of his 27 appearances on the season.

## COMPLETE RECORD

Year	Club	W-L	ERA	G	GS	CG	SHO	SV	IP	H	R	ER	HR	HB	BB	SO	WP	BK
2021	Rome	2-0	3.70	15	14	0	0	0	58.1	47	24	24	10	0	15	73	0	0
	Mississippi	0-0	7.36	3	3	0	0	0	14.2	19	12	12	5	0	5	17	0	0
2022	Mississippi	6-7	2.78	17	16	1	1	0	90.2	65	30	28	8	0	22	106	4	0
	Gwinnett	1-3	4.25	10	9	0	0	0	48.2	43	26	23	10	1	16	39	2	0
<b>Minors Totals</b>		<b>9-10</b>	<b>3.69</b>	<b>45</b>	<b>42</b>	<b>1</b>	<b>1</b>	<b>0</b>	<b>212.1</b>	<b>174</b>	<b>92</b>	<b>87</b>	<b>33</b>	<b>1</b>	<b>58</b>	<b>235</b>	<b>6</b>	<b>0</b>

## 2021

- Pitched at two different levels in his debut season, appearing with High-A Rome and Double-A Mississippi...Combined to go 2-0 with a 4.44 ERA (36 ER/73.0 IP) and 90 strikeouts between the stops.
  - A* Was named an MiLB.com Organization All-Star for Atlanta following the season.
- Made his professional debut with a start at Winston-Salem, May 7.
- Earned his first career win on June 8 vs. Asheville, pitching 3.0 innings in relief and striking out four.

## AMATEUR

- Was a three-year contributor for Wake Forest and combined to go 6-8 with a 6.17 ERA (88 ER/128.1 IP) in 41 career appearances, including 22 starts for the Demon Deacons.
  - A* Logged 169 career strikeouts against just 62 walks in 128.1 innings, and his 12.4 strikeouts per 9.0 innings during his sophomore campaign rank as third most in program history.
  - A* He earned a pair of ACC Pitcher of the Week honors during the 2019 season after spending most of the campaign in the weekend rotation.
- Following his sophomore season, Shuster pitched for the Orleans Firebirds of the Cape Cod League and went 4-0 with a 1.36 ERA to earn All-Star honors.

## TRANSACTIONS

- Selected by the Atlanta Braves in the first round (25th overall) of the 2020 First-Year Player Draft.


**NON-ROSTER INVITEE**

# MAGNEURIS SIERRA

# 46

## OUTFIELDER

 Full Name: **Magneuris Sierra**

 Bats: **Left**

 Throws: **Left**

 Height: **5-11**

 Weight: **178**

 DOB: **May 7, 2017**

 Opening Day Age: **26**

 Born: **San Cristobal, DR**

 Resides: **San Cristobal, DR**

 MLB Debut: **May 7, 2017**

 MLB Service Time: **3.036**

 Acquired: **Signed as a minor league free agent**

 Contract Status: **Signed through 2023**

## 2022

- Logged 45 games with Los Angeles-AL in the majors, also playing 76 games with Triple-A Salt Lake...As a major league hitter, slashed .165/.200/.242 (15-for-91).
  - ⚡ With Triple-A Salt Lake, made 311 plate appearances and hit .298 (83-for-279)... Had 21 extra-base hits.
  - ⚡ Logged four multi-hit efforts as a major leaguer.
- In the big leagues, has primarily appeared as a centerfielder (141 games), but has also spent time in right (46) and left (41).

## MAJOR LEAGUE NOTES

- Spent **2020** and **2021** with Miami, playing in 19 games in '20 and 123 games in '21, by far his most of any major league season.
  - ⚡ In 2021, slashed .230/.281/.268 (48-for-209)...Stole 11 bases with a 100% success rate...Also walked 15 times.
- Hit .350 (14-for-40) in 15 games with Miami in **2019** after a September 3 call-up, including a .417 mark (10-for-24) over his final nine games... His season was cut short due to a left hamstring strain suffered on September 22.
  - ⚡ Had 36 steals (3 in MLB), a new career high; had four on August 30 at Oklahoma City.
- Opened **2018** with Triple-A New Orleans before being recalled to Miami for remainder of season on July 24.
  - ⚡ At time of recall, his 14 steals were tied for 13th in Pacific Coast League, and his 90 hits were tied for 17th...Made Marlins debut on July 24 vs. Atlanta...Started in center field.

## CAREER HIGHS

Most Runs

**3, 3x, last: 8/14/19, CWS vs. HOU**

Most Hits

**4, 9/20/19, CWS at DET**

Most Doubles

**2, 11x, last: 9/6/20, CWS at. KC**

Most Triples

**2, 4/5/18, CWS vs. DET**

Most Home Runs

**1, 32x, last: 9/24/20, CWS at CLE**

Most RBI

**4, 3x, last: 8/21/15, CWS at SEA**

Most Walks

**3, 3x,, last: 9/2/19, CWS at CLE**

Most Stolen Bases

**2, 9/2/17, CWS vs. TB**

Longest Hitting Streak

**12 games, 3x, last: 8/13-8/24/19**

- Opened 2017 with Single-A Palm Beach and had contract selected by Cardinals on May 7 to begin first of four stints in the Majors: May 7-19; June 2-4; July 15-21; and September 12-end of season.
  - ⚡ Made major league debut on May 7 in Atlanta (1-for-6); recorded first career hit with a single off of R.A. Dickey.

- Hit safely in first nine MLB games, establishing new Cardinals' record, surpassing Homer Smoot's mark of eight in 1902...Also, joined Joe Cunningham (1954) as only Cardinals' with five-or-more hits and five-or-more runs in first three MLB games.

## MINOR LEAGUE NOTES

- Earned numerous awards while in the minor leagues:
  - **A** Midwest League Midseason & Postseason All-Star (2016), Appalachian League Postseason All-Star (2015), Cardinals' Minor League Player of the Year, Gulf Coast League MVP (2014), GCL Postseason All-Star (2014), Cardinals' Minor League Player of the Month (July 2014).
- Spent all of **2016** with Single-A Peoria and earned Midwest League Midseason & Postseason All-Star honors...led Cardinals' minor leaguers with 161 hits, which ranked tied for ninth among all minor leaguers.
  - **A** Also paced Cardinals minor leaguers in runs scored (78) and at-bats (524), ranked second in doubles (29), fourth in steals (31), fifth in total bases (207), eighth in RBI (60), 10th in average (.307) and tied for 10th in triples (4).

## PERSONAL

- Has a wife, Kewyn...They have a daughter, Maia.

## TRANSACTIONS

- Acquired by Miami with RHP Sandy Alcántara, RHP Zac Gallen and LHP Daniel Castano from St. Louis in exchange for OF Marcell Ozuna on December 14, 2019.
- Placed on the 10-day Injured List on August 25, 2020 with a right hamstring strain.
- Placed on the seven-day Injured List on April 14, 2017 with a concussion.
- Signed by St. Louis as an international free agent on July 13, 2015; signed by Cardinals' scouts Angel Ovalles and Rodny Jimenez

## COMPLETE RECORD

Year	Club	AVG	G	AB	R	H	2B	3B	HR	RBI	SH	SF	HP	BB	SO	SB-CS	OBP	SLG	E
2013	DSL Cardinals	.269	63	212	44	57	6	3	1	21	3	4	4	29	33	15-7	.361	.340	4
2014	GCL Cardinals	.386	52	202	42	78	12	3	2	30	2	1	2	16	30	13-3	.434	.505	3
2015	Peoria	.191	51	178	19	34	1	3	1	7	3	2	0	7	52	4-5	.219	.247	1
	Johnson City	.315	53	216	38	68	8	0	3	15	2	1	1	19	42	15-2	.371	.394	3
2016	Peoria	.307	122	524	78	161	29	4	3	60	7	6	3	22	97	31-17	.335	.395	11
2017	Springfield	.269	81	327	32	88	18	3	1	35	2	2	2	20	59	17-5	.313	.352	3
	Palm Beach	.272	20	81	16	22	3	4	0	9	0	0	1	7	15	3-5	.337	.407	1
	St. Louis	.317	22	60	10	19	0	0	0	5	0	0	0	4	14	2-2	.359	.317	3
2018	New Orleans	.260	86	346	48	90	12	5	2	17	5	2	1	13	73	14-5	.287	.341	4
	Miami	.190	54	147	10	28	3	0	0	7	3	0	0	6	39	3-2	.222	.211	4
2019	New Orleans	.271	81	336	56	91	11	7	6	21	0	0	1	15	58	26-10	.304	.399	4
	Jacksonville	.282	48	181	21	51	8	2	1	7	1	0	2	13	32	7-1	.337	.365	1
2019	Miami	.350	15	40	5	14	1	1	0	1	0	0	0	2	7	3-3	.381	.425	0
2020	Miami	.250	19	44	8	11	3	1	0	7	2	1	1	5	9	4-1	.333	.364	0
2021	Miami	.230	123	209	27	48	6	1	0	5	1	0	0	15	50	11-0	.281	.268	2
	Salt Lake	.297	76	279	49	83	10	4	7	45	1	3	4	24	51	22-5	.358	.437	1
2022	Los Angeles (AL)	.165	45	91	7	15	1	3	0	5	1	0	0	4	25	6-1	.200	.242	0
<b>Minor Totals</b>		<b>.286</b>	<b>733</b>	<b>2882</b>	<b>443</b>	<b>823</b>	<b>118</b>	<b>38</b>	<b>27</b>	<b>267</b>	<b>26</b>	<b>21</b>	<b>21</b>	<b>185</b>	<b>542</b>	<b>167-65</b>	<b>.331</b>	<b>.381</b>	<b>36</b>
<b>Major Totals</b>		<b>.228</b>	<b>278</b>	<b>591</b>	<b>67</b>	<b>135</b>	<b>14</b>	<b>6</b>	<b>0</b>	<b>30</b>	<b>7</b>	<b>1</b>	<b>1</b>	<b>36</b>	<b>144</b>	<b>29-9</b>	<b>.273</b>	<b>.272</b>	<b>9</b>



# MICHAEL SOROKA

# 40

## RIGHT-HANDED PITCHER

Full Name: **Michael John Graydon Soroka**

Bats: **Right**

Throws: **Right**

Height: **6-5**

Weight: **220**

DOB: **August 4, 1997**

Opening Day Age: **25**

Born: **Calgary, Canada**

Resides: **Calgary, Canada**

MLB Debut: **May 1, 2018**

MLB Service Time: **4.122**

Acquired: **Braves' first-round (28th overall) pick in 2015**

Contract Status: **Signed through 2023**

## 2022

- Did not pitch in the majors while recovering from right Achilles surgery.
- Made six starts in the minors, including one start with High-A Rome and five with Triple-A Gwinnett, and posted an 0-2 record with a 6.43 ERA (15 ER/21.0 IP).
  - Started with Rome on August 16, his first regular season game appearance since August 3, 2020 versus the Mets...Went 743 days between game appearances.
  - Tossed 4.0 scoreless innings and struck out eight in his lone start with Rome.
- In five starts with the Stripers, pitched to an 0-2 record and a 6.43 ERA...Allowed 15 earned runs in 21.0 total innings.

## MAJOR LEAGUE NOTES

- **Awards:** N.L. All-Star (2019).
- In 2020, made three starts with the Braves and went 0-1 with a 3.95 ERA (6 ER/13.2 IP)...Tore his right Achilles on August 3 and missed the remainder of the season.
- Made his first career Opening Day start in 2020 and was named to his first Opening Day roster.
  - At age 22 years, 355 days, was the youngest Opening Day starter in the franchise's modern era...The last Braves pitcher to start Opening Day at a younger age was Tommy Bond in 1878, when he started the opener for the Boston Red Caps against the Providence Greys at 22 years and 29 days old.
  - Soroka was the youngest Opening Day starter since Miami's Jose Fernandez pitched at 21 years, 243 days to open the Marlins' 2014 season...He is the youngest Canadian in the modern era to start on Opening Day, and the first Canadian to ever start Opening Day for the Braves.

## CAREER HIGHS

Most Innings Pitched

**8.0, 2x, last: 6/7/19, ATL at MIA**

Most Runs Allowed

**5, 2x, last: 6/12/19, ATL vs. PIT**

Most Earned Runs Allowed

**5, 2x, last: 6/12/19, ATL vs. PIT**

Most Hits Allowed

**10, 6/12/19, ATL vs. PIT**

Most Home Runs Allowed

**3, 9/8/19, ATL vs. WSH**

Most Walks

**4, 8/3/20, ATL vs. NYM**

Most Strikeouts

**9, 7/14/19, ATL at SD**

Longest Winning Streak

**10 games, 4/24-7/14/19**

Longest Losing Streak

**2 games, 7/20-8/27/19**

- Has pitched one postseason game, starting Game 3 of the 2019 NLDS against St. Louis...Got the ball at Busch Stadium and went 7.0 innings, allowing two hits and one run while striking out seven.
- He set a Braves postseason record, retiring 17 consecutive batters between the second and seventh innings.
  - Became the youngest pitcher to allow two or fewer baserunners over at least 7.0 innings in a postseason game.



• Soroka beat the N.L. East-leading New York Mets...The last time a pitcher as young as Soroka won his major league debut against a team in first place at the time was 1997, when the Dodgers' Denny Reyes beat the San Francisco Giants on 7/13...Reyes was 20 years, 85 days at the time, while the Giants were 52-39 and leading the N.L. West by four games over the Dodgers.

• Needed just 80 pitches to complete his 6.0 innings, becoming just the second Braves pitcher to go that long in as few pitches during his major league debut...RHP Ryan Weber went 6.0 innings in 74 pitches on 9/8/15.

• Started at Toronto, June 19, 2018...The Calgary, Alberta native became the youngest Canadian-born pitcher to ever pitch in Canada at 20 years, 319 days.

• The previous youngest was MIL's Barry Cort, a Toronto native, who started on 5/3/77 vs. the Blue Jays at the age of 21 years, 18 days.

## MINOR LEAGUE NOTES

• Is 23-20 with a 2.84 ERA (117 ER/370.2 IP) in 69 career minor league games, all in the Braves organization...Has made 67 starts in the minors

• Was named the Braves' organizational Pitcher of the Year in 2017 after going 11-8 with a 2.75 ERA in 26 starts with Double-A Mississippi... Was over five years younger than the average Southern League pitcher.

• Was named a Southern League Mid-Season All-Star and a Baseball America Double-A All-Star...He pitched for the World Team in the 2017 Futures Game.

• Earned SL Pitcher of the Week honors on 5/14 after pitching 6.2 one-hit innings.

• Earned South Atlantic League Mid-Season All-Star honors in 2016, his first full professional season...Made 25 appearances (24 starts), and went 9-9 with a 3.02 ERA.

• Made a pair of postseason starts and allowed just one earned run over 14.2 innings (0.61 ERA), as Rome won the SAL championship.

• Made his professional debut in 2015 and was named by Baseball America as a rookie All-Star after making six starts with rookie-level Danville.

## AMATEUR

• Pitched for Bishop Carroll High School in Calgary, Alberta, Canada, prior to being selected by Atlanta.

• He was committed collegiately to the University of California, Berkeley.

## TRANSACTIONS

• Selected by the Atlanta Braves in the first round (28th overall) of the 2015 First-Year Player Draft.

• On Atlanta's disabled list (right shoulder strain) from May 14 to June 13, 2018; included rehabilitation assignment to Rome (A) and Gwinnett (AAA).

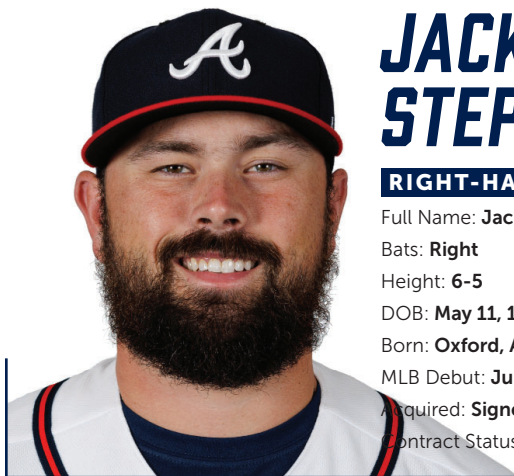
• On Atlanta's disabled list (right shoulder strain) from June 20 through the end of the 2018 season...Transferred to the 60-day DL on June 27.

• On Atlanta's 60-day injured list (right Achilles tendon tear) from August 4 through the end of the 2020 season.

• On Atlanta's 60-day injured list (right shoulder inflammation & Achilles surgery), from March 31 through the end of the 2021 season.

## COMPLETE RECORD

Year	Club	W-L	ERA	G	GS	CG	SHO	SV	IP	H	R	ER	HR	HB	BB	SO	WP	BK
2015	GCL Braves	0-0	1.80	4	3	0	0	0	10.0	5	2	2	0	2	1	11	0	0
	Danville	0-2	3.75	6	6	0	0	0	24.0	28	12	10	0	2	4	26	1	0
2016	Rome	9-9	3.02	25	24	1	0	0	143.0	130	58	48	3	9	32	125	8	1
2017	Mississippi	11-8	2.75	26	26	0	0	0	153.2	133	58	47	10	10	34	125	7	0
2018	Gwinnett	2-1	2.00	5	5	1	1	0	27.0	20	6	6	0	0	6	31	1	0
	Atlanta	2-1	3.51	5	5	0	0	0	25.2	30	14	10	1	0	7	21	2	0
	Rome	0-0	0.00	1	1	0	0	0	3.2	0	0	0	0	0	0	3	0	0
2019	Gwinnett	1-0	3.86	2	2	0	0	0	9.1	5	4	4	1	0	1	10	0	0
	Atlanta	13-4	2.68	29	29	0	0	0	174.2	153	56	52	14	7	41	142	3	0
2020	Atlanta	0-1	3.95	3	3	0	0	0	13.2	11	7	6	0	1	7	8	1	0
2021									INJURED - DID NOT PITCH									
2022	Rome	0-0	0.00	1	1	0	0	0	4.0	1	0	0	0	0	0	8	0	0
	Gwinnett	0-2	6.43	5	5	0	0	0	21.0	20	15	15	3	2	7	17	1	0
<b>Minor Totals</b>		<b>23-22</b>	<b>3.00</b>	<b>75</b>	<b>73</b>	<b>2</b>	<b>1</b>	<b>0</b>	<b>395.2</b>	<b>342</b>	<b>155</b>	<b>132</b>	<b>17</b>	<b>25</b>	<b>85</b>	<b>356</b>	<b>18</b>	<b>1</b>
<b>Major Totals</b>		<b>15-6</b>	<b>2.86</b>	<b>37</b>	<b>37</b>	<b>0</b>	<b>0</b>	<b>0</b>	<b>214.0</b>	<b>194</b>	<b>77</b>	<b>68</b>	<b>15</b>	<b>8</b>	<b>55</b>	<b>171</b>	<b>6</b>	<b>0</b>



# JACKSON STEPHENS

# 53

## RIGHT-HANDED PITCHER

Full Name: **Jackson Tanner Stephens**

Bats: **Right**

Throws: **Right**

Height: **6-5**

Weight: **220**

DOB: **May 11, 1994**

Opening Day Age: **28**

Born: **Oxford, AL**

Resides: **Oxford, AL**

MLB Debut: **July 1, 2017**

MLB Service Time: **2.000**

Acquired: **Signed as a minor league free agent**

Contract Status: **Signed through 2023**

## 2022

- Went 3-3 with a 3.69 ERA in 39 relief outings and one start in his third major-league season.
  - Made his only start on the last game of the season, allowing three runs in 3.0 innings pitched...Posted a 9.00 ERA as a starter and a 3.38 ERA as a reliever.
  - Made his first appearance with the Braves on April 12, pitching 3.0 innings of one-run ball in relief to earn his first career save.
  - Pitched 3.0 innings in both of his saves... Was one of four pitchers in baseball during the 2022 season to record at least two saves of at least 3.0 innings pitched.
- Signed by Atlanta to a minor-league contract on January 29 and went to minor league spring training with the club.
- Made one start with Triple-A Gwinnett, scattering two runs over 6.0 innings pitched.

## MAJOR LEAGUE NOTES

- Has gone 7-7 with a 4.31 ERA in five starts and 70 relief appearances between Atlanta and Cincinnati.
- Made four starts and three relief appearances while pitching to a 4.68 ERA for the Reds in 2017.
  - Struck out eight hitters through 5.0 innings while allowing six hits and three runs in his major-league debut on July 1, 2017 against Chicago (NL).
- Pitched exclusively out of Cincinnati's bullpen in 2018, making 29 relief appearances with a 2-3 record and a 4.93 ERA.
- Pitched for Dos Eceros in the independent Mexican League during the 2021 season, going 4-3 with a 4.98 ERA (36 ER/65.0 IP) over 12 appearances, 11 starts.

## CAREER HIGHS

Most Innings Pitched

**6.0, 9/24/17, CIN vs. BOS**

Most Runs Allowed

**5, 2x, last: 9/19/17, CIN vs. STL**

Most Earned Runs Allowed

**5, 2x, last: 9/19/17, CIN vs. STL**

Most Hits Allowed

**7, 7/22/18, CIN vs. PIT**

Most Home Runs Allowed

**2, 2x, last: 9/19/17, CIN vs. STL**

Most Walks

**3, 3x, last: 9/30/17, CIN at CHI**

Most Strikeouts


**8, 7/1/17, CIN vs. CHI**

Longest Winning Streak

**2 games, 8/20-9/25/22**

Longest Losing Streak

**4 games, 7/3/18-5/15/22**



## MINOR LEAGUE NOTES

- Led the 2017 Triple-A Louisville Bats in wins (7), starts (25), quality starts (12), innings pitched (139.0) and strikeouts (110).
- Was a mid-season Southern League All-Star in 2016 at Double-AA Pensacola.
  - ▲ Ranked second in innings pitched, third in strikeouts and seventh in ERA in the Southern League.
- Named a Florida State League All-Star in 2017 at Single-A Daytona.

## TRANSACTIONS

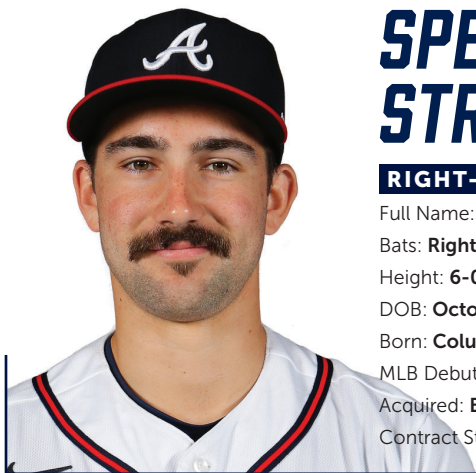
- Selected by Cincinnati in the 18th round of the 2012 first-year player draft...Signed by Ben Jones.

## COMPLETE RECORD

Year	Club	W-L	ERA	G	GS	CG	SHO	SV	IP	H	R	ER	HR	HB	BB	SO	WP	BK
2012	AZL Reds	1-1	4.64	20	0	0	0	2	21.1	23	12	11	2	0	3	22	1	0
2013	Dayton	3-7	4.59	14	6	0	0	1	64.2	79	39	33	6	4	18	55	1	1
2014	Dayton	2-7	4.81	14	14	0	0	0	67.1	70	40	36	8	7	22	54	3	1
2015	Daytona	12-7	2.97	26	26	0	0	0	145.1	157	56	48	11	9	30	97	5	1
2016	Pensacola	8-11	3.33	27	26	1	1	0	151.1	148	63	56	7	7	41	131	4	0
2017	Louisville	7-10	4.92	26	25	1	1	0	139.0	156	85	76	16	3	51	110	5	0
	Cincinnati	2-1	4.68	7	4	0	0	0	25.0	19	13	13	6	1	9	21	1	0
2018	Louisville	1-1	5.32	16	7	0	0	0	44.0	46	30	26	4	1	16	35	2	0
	Cincinnati	2-3	4.93	29	0	0	0	0	38.1	50	30	21	7	3	15	33	3	0
2019	Louisville	8-4	5.14	47	2	0	0	0	84.0	93	54	48	6	4	37	80	1	0
2022	Gwinnett	1-0	3.00	1	1	0	0	0	6.0	4	2	2	0	0	7	0	0	0
	Atlanta	3-3	3.69	39	1	0	0	2	53.2	49	32	22	3	3	23	47	1	0
<b>Minor Totals</b>		<b>43-48</b>	<b>4.18</b>	<b>191</b>	<b>107</b>	<b>2</b>	<b>2</b>	<b>3</b>	<b>723.0</b>	<b>776</b>	<b>381</b>	<b>336</b>	<b>60</b>	<b>35</b>	<b>218</b>	<b>591</b>	<b>22</b>	<b>3</b>
<b>Major Totals</b>		<b>7-7</b>	<b>4.31</b>	<b>75</b>	<b>5</b>	<b>0</b>	<b>0</b>	<b>2</b>	<b>117.0</b>	<b>118</b>	<b>75</b>	<b>56</b>	<b>16</b>	<b>7</b>	<b>47</b>	<b>101</b>	<b>5</b>	<b>0</b>







# SPENCER STRIDER

# 99

## RIGHT-HANDED PITCHER

Full Name: **Spencer Robert Strider**

Bats: **Right**

Throws: **Right**

Height: **6-0**

Weight: **195**

DOB: **October 28, 1998**

Opening Day Age: **24**

Born: **Columbus, OH**

Resides: **Knoxville, TN**

MLB Debut: **October 1, 2021**

MLB Service Time: **1.003**

Acquired: **Braves' fourth-round draft pick in 2020**

Contract Status: **Signed through 2028**

## 2022

- Pitched his first full major league season and went 11-5 with a 2.67 ERA (39 ER/131.2 IP) and 202 strikeouts...Led rookie pitchers in the majors with 4.9 fWAR and 3.7 bWAR, and finished second in NL Rookie of the Year voting to teammate Michael Harris II.
- He is the quickest pitcher in baseball history to ever reach 200 strikeouts in a single season, doing so in his 130.0th inning...Hall-of-Famer LHP Randy Johnson held the previous record, reaching 200 strikeouts in 130.2 innings in 2001.
  - Became the third rookie in franchise history to strike out 200 in a season, and the first in the modern era...The other rookies to reach 200 strikeouts were RHP Kid Nichols, who struck out 222 in 1890, and Bill Stemmyer, who fanned 239 in 1886. ...Just 16 rookies have done so in history, with Yu Darvish being the last to do so (221 strikeouts in 2012).
  - His 13.8 strikeouts per 9.0 innings is the highest by a rookie pitcher in MLB history (min. 12 starts)...Chicago's Kerry Wood held the previous mark with 12.6 K/9.0 IP.
  - No pitcher in Braves franchise history has pitched at least 100 innings in a season and fanned even 11.0 batters per 9.0 innings...In fact, just two pitchers, Brandon Beachy with 10.7 in 2011 and Charlie Morton with 10.5 in 2021, have been above 10.0.
- Opened the season pitching out of the bullpen, and moved into the rotation on May 30 at Arizona.
- Made 11 appearances out of the bullpen and went 1-1 with a 2.22 ERA (6 ER/24.1 IP)...In 20 starts, went 10-4 with a 2.77 ERA (33 ER/107.1 IP).

## CAREER HIGHS

Most Innings Pitched

**8.0, 9/1/22, ATL vs. COL**

Most Runs Allowed

**6, 6/21/22, ATL vs. SF**

Most Earned Runs Allowed

**6, 6/21/22, ATL vs. SF**

Most Hits Allowed

**9, 9/12/22, ATL at SF**

Most Home Runs Allowed

**1, 7x, last: 9/18/22, ATL vs. PHI**

Most Walks

**5, 6/4/22, ATL at COL**

Most Strikeouts

**16, 9/1/22, ATL vs. COL**

Longest Winning Streak

**4 games, 8/15-9/7/22**

Longest Losing Streak

--



- Prior to his move into the rotation, Atlanta was 23-25 and its starters had pitched to a 4.38 ERA... From the date of Strider's first start, May 30, to the end of the season, the Braves went 78-36 and the starters pitched to a 3.46 ERA.

- Ranked 11th in the majors with 202 strikeouts... However, did so in just 131.2 innings... Each of the 10 pitchers with more threw at least 166.0 innings on the season.

*A* Among pitchers to throw at least 100.0 innings on the season, Strider's 13.81 K/9.0 IP were easily most in the majors, over 1.5 strikeouts more than the closest pitcher... Blake Snell fanned 12.02 batters per 9.0 innings to rank second.

- Fanned 202 and allowed just 86 hits on the season.

*A* Is the only pitcher in baseball history to record at least 200 strikeouts and allow fewer than 100 hits in a year.

- Together with teammate Charlie Morton, Became the first pair of Braves teammates to reach 200 strikeouts in a season since 1886, when Old Hoss Radbourn (218) and Bill Stemmyer (239) both reached the mark... Radbourn tossed 509.1 innings that year, while Stemmyer totaled 348.2 innings.

- Was named NL Rookie of the Month for July after going 2-1 with a 2.70 ERA (8 ER/26.2 IP) over five starts in the month... Five of the eight runs came in one start, July 17 at Washington... In his other four turns, he went 2-0 and pitched to a 1.19 ERA (3 ER/22.2 IP) with 37 strikeouts.

*A* Strider and Michael Harris II teamed to win each of the final four Rookie of the Month awards for the National League... The Braves' 12.4 total fWAR from their rookie class was the most in baseball.

- Started on September 1 vs. Colorado and pitched a career-most 8.0 innings, holding the Rockies to just two hits and no runs in the effort... The Braves beat the Rockies, 3-0, to give Strider his ninth win of the season.

*A* Set the single-game, Atlanta-era record with 16 strikeouts in the game, which also ranks second in all-time franchise history... John Smoltz previously held the Atlanta-era record, punching out 15 on two occasions: May 24, 1992 at Montreal and April 10, 2005 versus the New York Mets... Warren Spahn holds the all-time Braves record with 18 punchouts on June 14, 1952 versus the Chicago Cubs.

*A* Strider's 16 strikeouts are the most in a single game by a Braves rookie in

franchise history.

*A* He became the fourth different rookie in the modern era to strike out at least 16 batters in a game without issuing a walk... Dwight Gooden had exactly 16 K's in two consecutive starts in 1984 (9/12 vs. PIT, 9/17 @ PHI)... Kerry Wood struck out 20 against Houston on May 6, 1998, and Jon Gray fanned 16 Padres on September 17, 2016.

*A* Research courtesy Elias.

- On July 7 vs. St. Louis, struck out a then career-most 12 batters... Recorded his first nine outs via strikeout.

*A* Since at least 1961, Strider is the only Braves pitcher with nine strikeouts through the first three innings of a game... Only two other pitchers have done it since the start of the 2020 season: Pablo López (MIA; July 11, 2021) and Aaron Nola (PHI; June 25, 2021).

*A* He became the only pitcher in Braves history to have three games of at least 10 strikeouts within his first eight starts... League-wide, the last pitcher with at least three double-digit strikeout performances in his first eight career starts was Masahiro Tanaka, who did it for New York (AL) in 2014.

*A* Research via the Elias Sports Bureau.

*A* He allowed one hit and fanned 11 in his previous start at Cincinnati, and became the first rookie in MLB's modern era (since 1900) with 11+ strikeouts and two-or-fewer hits in consecutive starts.

- Earned his 10th win of the season in his start, September 7 at Oakland, and earned his 11th on September 18 in his final turn of the season.

*A* Was the first Atlanta rookie to win 10 games in a season since Julio Teheran went 14-8 in 2013.

*A* Was one of just two rookie pitchers in baseball with 10 wins, and the only one in the National League... Minnesota's Joe Ryan went 13-8 with a 3.55 ERA.

## 2022 POSTSEASON

- Started Game 3 of the NLDS at Philadelphia, and allowed three hits and five runs over 2.1 innings to take the loss... Walked two and fanned four.

*A* The start was his first since September 18, as he missed the final 16 games of the season with a left oblique strain.

## MAJOR LEAGUE NOTES

- Made his major-league debut on October 1, 2021, allowed two hits and a solo home run.
  - Pitched 1.1 scoreless innings in relief on October 3.

## MINOR LEAGUE NOTES

- Appeared for Low-A Augusta, High-A Rome, Double-A Mississippi and Triple-A Gwinnett in 2021, going a combined 3-7 with a 3.64 ERA (38 ER/94.0 IP), and 153 strikeouts over 21 starts.
  - His 94 strikeouts ranked seventh in the Double-A South and he held opponents to a .211 batting average.
- In his first professional season, 2020, was added to Atlanta's 60-man player pool on August 17.
  - Spent the rest of the season at the club's alternate training site.

## AMATEUR


- In three seasons with Clemson, went 5-2 with a 4.71 ERA (33 ER/63.0 IP) in 26 appearances, 10 starts.
  - Struck out 89, an average of 12.7 per 9.0 innings.
- He missed the entire 2019 season after undergoing Tommy John surgery that February.
- He returned in 2020 and made a team-most four starts, allowing six runs in 12.0 innings (4.50 ERA) with 19 strikeouts.
- In his first season with the Tigers, 2018, was a *Collegiate Baseball* Freshman All-American, striking out 70 in 51.0 innings.
- Was a three-time ACC Academic Honor Roll member...Majored in political science...Before joining Clemson, attended the Christian Academy of Knoxville.
- He was Tennessee's Gatorade Player of the Year and Mr. Baseball as a senior, 2017.

## TRANSACTIONS

- Drafted by Cleveland in the 35th round in 2020; did not sign.
- Drafted by the Atlanta Braves in the fourth round of the 2020 MLB June Amateur Draft.
- On Atlanta's injured list (left oblique strain), from September 21 to October 6, 2022.
- Signed by the Atlanta Braves to a six-year major league contract through the 2028 season, with a club option for 2029, on October 10, 2022.

## COMPLETE RECORD

Year	Club	W-L	ERA	G	GS	CG	SHO	SV	IP	H	R	ER	HR	HB	BB	SO	WP	BK
2021	Augusta	0-0	0.59	4	4	0	0	0	15.1	6	1	1	0	0	5	32	3	0
	Rome	0-0	2.45	3	3	0	0	0	14.2	9	4	4	1	2	6	24	0	0
	Mississippi	3-7	4.71	14	14	0	0	0	63.0	48	34	33	6	6	29	94	7	1
	Gwinnett	0-0	0.00	1	0	0	0	0	1.0	1	0	0	0	0	0	3	0	0
	Atlanta	1-0	3.86	2	0	0	0	0	2.1	2	1	1	1	0	1	0	0	0
2022	Atlanta	11-5	2.67	31	20	0	0	0	131.2	86	42	39	7	3	45	202	6	0
<b>Minor Totals</b>		<b>3-7</b>	<b>3.64</b>	<b>22</b>	<b>21</b>	<b>0</b>	<b>0</b>	<b>0</b>	<b>94.0</b>	<b>64</b>	<b>39</b>	<b>38</b>	<b>7</b>	<b>8</b>	<b>40</b>	<b>153</b>	<b>10</b>	<b>1</b>
<b>Major totals</b>		<b>12-5</b>	<b>2.69</b>	<b>33</b>	<b>20</b>	<b>0</b>	<b>0</b>	<b>0</b>	<b>134.0</b>	<b>88</b>	<b>43</b>	<b>40</b>	<b>8</b>	<b>3</b>	<b>46</b>	<b>202</b>	<b>6</b>	<b>0</b>



**NON-ROSTER INVITEE**

# TYLER TOLVE

# 72

## CATCHER

Full Name: **Tyler Tolve**Bats: **Left**Throws: **Right**Height: **6-1**Weight: **200**DOB: **July 16, 2000**Opening Day Age: **22**Born: **Atlanta, GA**Resides: **Atlanta, GA**MLB Debut: **--**MLB Service Time: **0.000**Acquired: **Braves' 17th-round pick in 2021**Contract Status: **Signed through 2023**

## 2022

- Played the entire season at High-A Rome, appearing in 75 games and batting .261 (75-for-287) with 14 doubles, 12 home runs, 47 RBI and 42 runs scored.
  - ▲ Caught 68 games for Rome, registering a .993 fielding percentage from behind the plate.
- Was named a MiLB.com Organization All-Star for his performance in 2022.

## MINORS

- Made his professional debut in 2021, briefly appearing with the Braves' FCL team before playing 23 games with Low-A Augusta... Combined to hit .287 (66-for-207) in 2021.
- Owns a career .994 fielding percentage as a catcher in the minor leagues.

## AMATEUR

- Competed collegiately at Kennesaw State University (GA).
  - ▲ Honored on the Atlantic Sun Conference All-Freshman team in 2019...Selected as ASUN All-Conference Second Team in 2021.
- Through the 2022 season, holds the 10th-highest batting average (.328) in KSU program history... His .991 career fielding percentage ranks fourth... Nabbed 13 attempted base-stealers during his three-season career.

## PERSONAL

- Born in Atlanta, Tolve makes his home in Woodstock, Ga., roughly 25 minutes from Truist Park.

## TRANSACTIONS

- Selected by the Braves in the 17th round of the 2021 First-Year Player Draft out of Kennesaw State University.

## COMPLETE RECORD

Year	Club	AVG	G	AB	R	H	2B	3B	HR	RBI	SH	SF	HP	BB	SO	SB-CS	OBP	SLG	E
2021	FCL Braves	.000	1	2	0	0	0	0	0	0	0	0	0	0	1	0-0	.000	.000	0
	Augusta	.294	23	85	12	25	3	2	2	10	0	0	1	6	28	2-0	.348	.447	1
2022	Rome	.261	75	287	42	75	14	5	12	47	0	3	5	30	104	8-1	.338	.470	5
<b>Minor Totals</b>		<b>.267</b>	<b>99</b>	<b>374</b>	<b>54</b>	<b>100</b>	<b>17</b>	<b>7</b>	<b>14</b>	<b>57</b>	<b>0</b>	<b>3</b>	<b>6</b>	<b>36</b>	<b>133</b>	<b>10-1</b>	<b>.339</b>	<b>.463</b>	<b>6</b>



# MICHAEL TONKIN

# 51

## RIGHT-HANDED PITCHER

Full Name: **Michael Harvey Tonkin**

Bats: **Right**

Throws: **Right**

Height: **6-7**

Weight: **220**

DOB: **November 19, 1989**

Opening Day Age: **33**

Born: **Glendale, CA**

Resides: **Sunland, CA**

MLB Debut: **July 7, 2013**

MLB Service Time: **2.074**

Acquired: **Signed as a minor league free agent, January 11, 2022**

Contract Status: **Signed through 2023**

## 2022

- Spent the entire season with Triple-A Gwinnett and pitched to a 5-2 record and a 3.17 ERA (17 ER/48.1 IP) over 47 appearances...Walked just 15 against 73 strikeouts.
  - He was named the Stripers' Most Outstanding Relief Pitcher in Gwinnett's 2022 Player Awards.
- Tied for third in the International League with 16 saves, the most he has ever logged for a single team in a season.
  - Combined to tally 21 saves between two clubs in 2013.
- Signed with the Braves as a minor-league free agent on January 11, and his first appearance with Gwinnett was his first outing in affiliated baseball since 2019.
  - Played for Long Island in the independent Atlantic League in 2019 and 2021.
- Allowed nine earned runs in 1.0 combined inning over two games, August 5 and August 24.
  - In his other 45 games, combined to pitch to a 1.52 ERA (8 ER/47.1 IP).

## MAJOR LEAGUE NOTES

- Pitched parts of five seasons with Minnesota, posting a 3-3 record with a 4.43 ERA (72 ER/146.1 IP) over 141 appearances.
  - Set career highs in wins (3), games (65), innings (71.2), and strikeouts (80) in 2016.
- Debuted with the club on July 11, 2013 at Tampa Bay, and pitched 1.1 scoreless innings with a strikeout.
  - Struck out the first batter he faced in the majors, Evan Longoria, on five pitches.

## CAREER HIGHS

Most Innings Pitched

**3.0, 4/22/16, MIN at WSH**

Most Runs Allowed

**4, 8/26/16, MIN at TOR**

Most Earned Runs Allowed

**4, 8/26/16, MIN at TOR**

Most Hits Allowed

**4, 9/20/16, MIN vs. DET**

Most Home Runs Allowed

**2, 8/23/16, MIN vs. DET**

Most Walks

**3, 5/6/17, MIN vs. BOS**

Most Strikeouts

**4, 7/27/16, MIN vs. ATL**

Longest Winning Streak

**2 games, 6/12-9/29/16**

Longest Losing Streak

**2 games, 4/24-5/17/16**



- Earned his first career win, April 17, 2016 vs. Los Angeles-AL, after throwing 2.0 perfect innings with four strikeouts...The Twins beat the Angels, 3-2.
- Finished 55 of the 141 (39%) career games he has appeared in, but has yet to record a save in the majors.

## MINOR LEAGUE NOTES

- Has pitched parts of 11 seasons in the minors, going 34-28 with a 3.06 ERA (189 ER/556.2 IP) and 81 saves over 353 appearances...Has pitched in the Twins, Brewers, Diamondbacks and Braves organizations.
  - Has also pitched one season in Japan with the Nippon Ham Fighters (2018), and parts of two seasons in the independent Atlantic (2019, 2021) and Mexican (2021) leagues.
- Earned MiLB.com Organizational All-Star honors in 2012 and 2013, and was a Midwest League Mid-Season All-Star selection in 2012 while with Beloit.
  - Played with the Peoria Javelinas in the 2012 Arizona Fall League and went 1-0 with a 2.45 ERA (4 ER/14.2 IP) in 10 games to earn Rising Star honors.

## COMPLETE RECORD

Year	Club	W-L	ERA	G	GS	CG	SHO	SV	IP	H	R	ER	HR	HB	BB	SO	WP	BK
2008	GCL Twins	0-1	3.27	6	1	0	0	0	11.0	10	4	4	0	1	3	8	0	0
2009	GCL Twins	3-4	3.62	11	9	0	0	0	54.2	55	30	22	2	4	9	60	5	0
2010	Beloit	3-6	4.29	13	12	0	0	0	65.0	76	43	31	7	8	18	40	7	0
	Elizabethton	1-0	1.08	10	0	0	0	1	25.0	18	6	3	1	4	4	26	1	0
2011	Beloit	4-3	3.87	48	3	0	0	2	76.2	82	41	33	3	8	24	69	6	0
2012	Fort Myers	1-1	2.97	22	0	0	0	6	30.1	24	12	10	2	2	11	44	1	0
	Beloit	3-0	1.38	22	0	0	0	6	39.0	29	8	6	1	1	9	53	5	0
2013	Rochester	1-2	4.41	30	0	0	0	14	32.2	33	18	16	3	1	8	36	0	0
	New Britain	1-2	2.22	22	0	0	0	7	24.1	21	10	6	0	3	9	30	2	0
	Minnesota	0-0	0.79	9	0	0	0	0	11.1	9	6	1	0	0	3	10	1	0
2014	Rochester	3-4	2.80	39	0	0	0	10	45.0	41	18	14	2	2	12	46	1	0
	Minnesota	0-0	4.74	25	0	0	0	0	19.0	23	13	10	2	2	6	16	1	0
2015	Rochester	2-1	1.10	33	0	0	0	14	41.0	25	5	5	2	1	5	46	4	0
	Minnesota	0-0	3.47	26	0	0	0	0	23.1	21	9	9	4	1	9	19	1	0
2016	Minnesota	3-2	5.02	65	0	0	0	0	71.2	80	46	40	13	3	24	80	5	0
2017	Rochester	4-2	1.73	31	0	0	0	5	41.2	31	8	8	1	4	13	61	0	0
	Minnesota	0-1	5.14	16	0	0	0	0	21.0	22	15	12	6	1	12	24	2	0
2019	Reno Aces	0-0	7.71	5	0	0	0	0	9.1	12	10	8	2	2	5	11	0	0
	San Antonio	3-0	4.26	14	0	0	0	0	12.2	9	7	6	4	0	9	14	0	0
2022	Gwinnett	5-2	3.17	47	0	0	0	16	48.1	38	20	17	3	7	15	73	1	1
<b>Minor Totals</b>		<b>34-28</b>	<b>3.06</b>	<b>353</b>	<b>25</b>	<b>0</b>	<b>0</b>	<b>81</b>	<b>556.2</b>	<b>504</b>	<b>240</b>	<b>189</b>	<b>33</b>	<b>48</b>	<b>154</b>	<b>617</b>	<b>33</b>	<b>1</b>
<b>Major Totals</b>		<b>3-3</b>	<b>4.43</b>	<b>141</b>	<b>0</b>	<b>0</b>	<b>0</b>	<b>0</b>	<b>146.1</b>	<b>155</b>	<b>89</b>	<b>72</b>	<b>25</b>	<b>7</b>	<b>54</b>	<b>149</b>	<b>10</b>	<b>0</b>



# CHADWICK TROMP

# 48

## CATCHER

Full Name: **Chadwick Chandler Tromp**

Bats: **Right**

Throws: **Right**

Height: **5-8**

Weight: **221**

DOB: **March 21, 1995**

Opening Day Age: **27**

Born: **Oranjestad, Aruba**

Resides: **Oranjestad, Aruba**

MLB Debut: **July 29, 2020**

MLB Service Time: **1.104**

Acquired: **Claimed off waivers from San Francisco, Sept. 21, '21**

Contract Status: **Signed through 2023**

## 2022

- Was called up to the majors and made his Braves debut on August 13, going 3-for-4 with two doubles and three RBI.

*A* Sustained a left quadriceps strain as a result of that contest, landing him on the Injured List for the remainder of the season.

- Played 70 games for Triple-A Gwinnett, slashing .253/.297/.442 (63-for-249), resulting in a .739 OPS.

*A* Had 11 doubles, 12 home runs, 41 RBI and 34 runs scored for the Stripers.

*A* Was named International League Player of the Week on May 8, 2022, the first such honor of his career.

## MAJOR LEAGUE NOTES

- Appeared in nine games for San Francisco in 2021, hitting .222 (4-for-18) with a home run and two RBI.

- Finished his first season in the big leagues in 2020, going 13-for-61 (.213) with four homers and 10 RBI.

*A* Started 19 games, all at catcher, and logged 160.1 innings behind the plate.

*A* Selected to the Giants' Major League roster on July 28 and became the sixth player born in Aruba to make the big leagues, joining Xander Bogaerts (2013-present), Radhames Dykhoff (1998), Gene Kingslae (1996-2003), Calvin Maduro (1996-2002) and Sidney Ponson (1998-2009).

- Has only made one error in 205.0 total big-league innings.

## CAREER HIGHS

Most Runs

**2, 2x, last: 9/20/20, SF at OAK**

Most Hits

**3, 2x, last: 8/13/22, ATL at MIA**

Most Doubles

**2, 8/13/22, ATL at MIA**

Most Triples

--

Most Home Runs

**1, 5x, last: 6/9/21, SF at TEX**

Most RBI

**3, 8/13/22, ATL at MIA**

Most Walks

**1, 8/11/20**

Most Stolen Bases

--

Longest Hitting Streak

**5 games, 7/31-8/7/20**



## MINOR LEAGUE NOTES

- Spent seven seasons in the Reds' farm system without reaching the Majors and was signed by the Giants over the 2019-20 winter for catching depth.

## TRANSACTIONS

- Signed by Cincinnati as an amateur free agent on May 24, 2013.
- Signed as a free agent with San Francisco on January 6, 2020.
- Selected off waivers by the Atlanta Braves from the San Francisco Giants on September 21, 2021.

## COMPLETE RECORD

Year	Club	AVG	G	AB	R	H	2B	3B	HR	RBI	SH	SF	HP	BB	SO	SB-CS	OBP	SLG	E
2013	AZL Reds	.167	9	24	2	4	0	0	0	2	0	0	1	0	4	0-1	.200	.167	1
2014	AZL Reds	.323	25	93	14	30	8	0	3	13	0	1	2	3	16	0-1	.354	.505	3
	Dayton	.231	5	13	1	3	0	0	0	0	1	0	0	1	3	0-0	.286	.231	0
2015	Dayton	.293	24	82	7	24	8	0	0	6	1	0	2	5	15	0-0	.348	.390	1
	Louisville	.500	1	4	0	2	1	0	0	1	0	0	0	0	0	0-0	.500	.750	0
2016	Daytona	.215	73	261	29	56	12	0	8	38	1	3	2	11	55	1-1	.249	.352	3
2017	Daytona	.311	33	119	11	37	9	0	1	24	1	3	1	8	23	0-0	.351	.412	2
	Pensacola	.204	36	113	6	23	4	0	0	10	0	0	2	14	15	1-0	.302	.239	1
2018	Louisville	.264	53	174	20	46	8	1	2	14	0	2	4	15	24	2-2	.333	.356	4
	Pensacola	.247	25	85	9	21	5	0	0	10	1	0	0	12	18	0-1	.340	.306	4
2019	AZL Reds	.271	16	48	10	13	5	0	2	16	0	1	1	11	10	0-0	.410	.500	2
	Louisville	.286	26	77	15	22	2	1	7	21	0	0	2	11	25	0-1	.389	.610	0
2020	San Francisco	.213	24	61	11	13	1	0	4	10	0	2	0	1	20	0-0	.219	.426	1
2021	Sacramento	.224	55	192	23	43	12	0	6	24	0	1	1	10	47	0-0	.265	.380	1
	San Francisco	.222	9	18	1	4	0	0	1	2	0	0	0	0	4	0-0	.222	.389	0
	Gwinnett	.176	5	17	0	3	0	0	0	0	0	0	0	0	5	0-0	.176	.176	2
2022	Gwinnett	.253	70	249	34	63	11	0	12	41	0	1	0	16	55	0-1	.297	.442	8
	Atlanta	.750	1	4	0	3	2	0	0	3	0	0	0	0	0	0-0	.750	1.250	1
<b>Minor Totals</b>		<b>.251</b>	<b>456</b>	<b>1551</b>	<b>181</b>	<b>390</b>	<b>85</b>	<b>2</b>	<b>41</b>	<b>220</b>	<b>5</b>	<b>12</b>	<b>18</b>	<b>117</b>	<b>315</b>	<b>4-8</b>	<b>.309</b>	<b>.388</b>	<b>32</b>
<b>Major Totals</b>		<b>.241</b>	<b>34</b>	<b>83</b>	<b>12</b>	<b>20</b>	<b>3</b>	<b>0</b>	<b>5</b>	<b>15</b>	<b>0</b>	<b>2</b>	<b>0</b>	<b>1</b>	<b>24</b>	<b>0-0</b>	<b>.244</b>	<b>.458</b>	<b>2</b>







# DARIUS VINES

# 64

## RIGHT-HANDED PITCHER

Full Name: **Darius Marque Vines**

Bats: **Right**

Throws: **Right**

Height: **6-1**

Weight: **190**

DOB: **April 30, 1998**

Opening Day Age: **24**

Born: **Oxnard, CA**

Resides: **Oxnard, CA**

MLB Debut: **None**

MLB Service Time: **0.000**

Acquired: **Braves seventh-round pick in 2019**

Contract Status: **Signed through 20223**

## 2022

- Split the season between Double-A Mississippi and Triple-A Gwinnett...Went 8-4 with a 3.77 ERA in 27 appearances and 25 starts.
- Started the year with the M-Braves, and was named the Southern League Pitcher of the Month for July.
  - Went 3-0 with a 1.17 ERA while holding opponents to four earned runs over 30.2 innings pitched with 32 strikeouts...Hitters were hitting .155 against him during that span.
  - Before being transferred to Triple-A Gwinnett on August 14, Vines led the Southern League with 107.0 innings pitched and 127 strikeouts (second most in Double-A and sixth in MiLB).
- Finished the 2022 campaign with the G-Strippers, pitching to a 3.21 ERA in five starts and two relief outings.
  - Pitched 6.0 scoreless innings in his two appearances out of the bullpen.

## 2021

- Split the season between Single-A Augusta and High-A Rome...Made 22 appearances, all starts, and went 6-4 with a 2.92 ERA.
- Began the year with the GreenJackets, and was named the Low-A East Pitcher of the Week for the period ending, June 6.
- Moved to Rome on June 22.

## COMPLETE RECORD

Year	Club	W-L	ERA	G	GS	CG	SHO	SV	IP	H	R	ER	HR	HB	BB	SO	WP	BK
2019	GCL Braves	0-1	9.00	1	0	0	0	0	1.0	1	1	1	0	0	0	2	0	0
	Danville	0-4	6.61	11	11	0	0	0	31.1	38	23	23	4	1	10	33	3	2
2021	Augusta	2-0	2.25	8	8	0	0	0	36.0	24	10	9	3	0	10	48	5	0
	Rome	4-4	3.24	14	14	1	0	0	75.0	60	37	27	12	0	19	81	2	0
2022	Mississippi	7-4	3.95	20	20	0	0	0	107.0	100	53	47	16	3	30	127	6	4
	Gwinnett	1-0	3.21	7	5	0	0	0	33.2	29	12	12	1	0	14	29	2	0
<b>Minor Totals</b>		<b>14-13</b>	<b>3.77</b>	<b>61</b>	<b>58</b>	<b>1</b>	<b>0</b>	<b>0</b>	<b>284.0</b>	<b>252</b>	<b>136</b>	<b>119</b>	<b>36</b>	<b>4</b>	<b>83</b>	<b>320</b>	<b>18</b>	<b>6</b>

- Tossed 7.0 no-hit innings on July 31 vs. Asheville... Fanned nine and walked two in that game.
  - The R-Braves carried a no-hitter into the ninth inning in the 7-1 win.
- Ended the year on a three-game winning streak, compiling a 2.25 ERA (7 ER/28.0 IP) with 30 strikeouts and four walks.
- His 129 strikeouts ranked fifth among Braves minor leaguers, while his 22 starts ranked third.

## MINOR LEAGUE NOTES

- Made his professional debut with the GCL Braves, pitching 1.0 inning in relief and taking the loss on June 26.
- Moved to Single-A Danville in July, and closed out the season with D-Braves.

## AMATEUR

- Graduated from Rialto High School, just over 50 miles east of Los Angeles.
  - Pitched to a 2.77 ERA in his high school career, while hitting .360 in 91 games at the plate.
- Committed collegiately to Cal State Northridge before signing with Atlanta.

## TRANSACTIONS

- Drafted by the Houston Astros in the 32nd round of the 2016 First-Year Player Draft; did not sign
- Drafted by the Chicago Cubs in the 27th round of the 2017 First-Year Player Draft; did not sign
- Drafted by the Atlanta Braves in the 7th round of the 2019 First-Year Player Draft



NON-ROSTER INVITEE

# VICTOR VODNIK

81

## RIGHT-HANDED PITCHER

Full Name: **Victor Francisco Vodnik**Bats: **Right**Throws: **Right**Height: **6-0**Weight: **190**DOB: **October 9, 1999**Opening Day Age: **24**Born: **Whittier, CA**Resides: **Rialto, CA**MLB Debut: **None**MLB Service Time: **0.000**Acquired: **Braves' 14th-round pick in 2018**Contract Status: **Signed through 2023**

## 2022

- Finished 2-0 with a 2.93 ERA (9 ER/27.2 IP) between Double-A Mississippi and Triple-A Gwinnett.
  - Did not allow a run in seven appearances with the M-Braves before being transferred to the G-Strippers.
  - Went 2-0 with two saves in 24 outings out of Gwinnett's bullpen while pitching to a 2.93 ERA with 33 strikeouts.
  - His 2.93 ERA was the lowest among G-Strippers relievers with at least 20 games pitched.

## 2021

- Went 1-4 with a 5.35 ERA (20 ER/33.2 IP) through 11 starts with Double-A Mississippi.
  - Pitched to a 2.60 ERA through his five starts and a 8.27 ERA over his final six starts.
- Did not make an appearance in the M-Braves' Double-A Championship run.

## 2020

- Added to the club's player pool on September 2.
  - Spent the rest of the season at the alternate training site in Gwinnett.
- Ended the season ranked by MLB.com as Atlanta's No. 17 prospect.

## COMPLETE RECORD

Year	Club	W-L	ERA	G	GS	CG	SHO	SV	IP	H	R	ER	HR	HB	BB	SO	WP	BK
2018	GCL Braves	1-1	9.64	4	0	0	0	0	4.2	8	5	5	1	0	1	9	0	0
2019	Rome	1-3	2.94	23	3	0	0	3	67.1	55	27	22	1	2	24	69	2	0
2021	Mississippi	1-4	5.35	11	11	0	0	0	33.2	32	20	20	5	0	22	41	1	0
2022	Mississippi	0-0	0.00	7	0	0	0	1	7.0	4	0	0	0	0	3	14	1	0
	Gwinnett	2-0	2.93	24	0	0	0	2	27.2	26	10	9	2	2	16	33	1	0
<b>Minor Totals</b>		<b>5-8</b>	<b>3.59</b>	<b>69</b>	<b>14</b>	<b>0</b>	<b>0</b>	<b>6</b>	<b>140.1</b>	<b>125</b>	<b>62</b>	<b>56</b>	<b>9</b>	<b>4</b>	<b>66</b>	<b>166</b>	<b>5</b>	<b>0</b>

## 2019

- In his first full professional season, made 23 appearances, three starts, for Single-A Rome.
  - In May and June, pitched in nine games, two starts, and posted a 0.84 ERA (3 ER/32.0 IP) with nine walks and 27 strikeouts.
  - Went on the injured list on 6/26 with a blister, and missed over a month.
- Finished the season ranked by MLB.com as the Braves' No. 30 prospect.

## 2018

- Made his professional debut with the GCL Braves, pitching in four games.

## AMATEUR

- Graduated from Rialto High School, just over 50 miles east of Los Angeles.
  - Pitched to a 2.77 ERA in his high school career, while hitting .360 in 91 games at the plate.
- Committed collegiately to Cal State Northridge before signing with Atlanta.

## TRANSACTIONS

- Selected by the Atlanta Braves in the 14th round of the 2018 First-Year Player Draft...Signed by Kevin Martin.



NON-ROSTER INVITEE

# LUKE WADDELL

75

## INFIELDER

Full Name: **Luke Thomas Waddell**Bats: **Left**Throws: **Right**Height: **5-9**Weight: **180**DOB: **July 13, 1998**Opening Day Age: **24**Born: **Loveland, OH**Resides: **Loveland, OH**MLB Debut: **--**MLB Service Time: **0.000**Acquired: **Braves' 32nd-round draft pick in 2019**Contract Status: **Signed through 2023**

## 2022

- Played the entire season at Double-A Mississippi, appearing in 41 games as a utility infielder... Primarily appeared at shortstop (29 games) and hit .272 (44-for-162).
  - Drew 23 walks compared to only 22 strikeouts...Also logged 29 RBI and 20 runs scored.

## MINORS

- Made his professional debut for High-A Rome in 2021, batting .304 (21-for-69) across 21 games before his promotion to Double-A Mississippi, where he collected five hits across eight games.
- Chosen as South Atlantic League Player of the Week for August 29, 2021.

## AMATEUR

- Competed collegiately at Georgia Tech.
  - Was a second team Academic All-American in 2020.

## PERSONAL

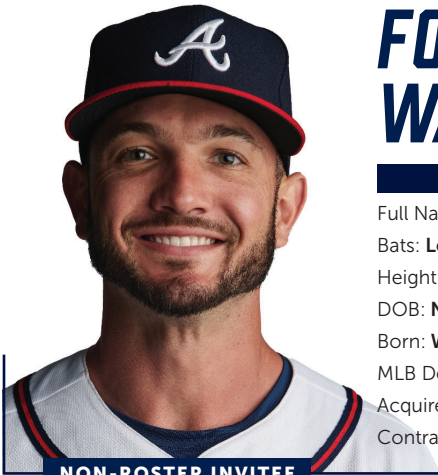
- Attended Loveland HS (OH)...Was inducted into the school's athletic hall of fame in 2022 for his contributions in football, basketball and baseball.
  - A four-year letterwinner on the gridiron, graduated from the school in 2017...Owns the school's single-game rushing record (383 yards).
  - Tallied 5,600 career rushing yards, 1,699 receiving yards, 500 points and 83 touchdowns across four varsity seasons.
  - Is also Loveland's all-time hits (145) and doubles (39) leader.

## TRANSACTIONS

- Selected by the Braves in the fifth round of the 2021 First-Year Player Draft out of Georgia Tech.

## COMPLETE RECORD

Year	Club	AVG	G	AB	R	H	2B	3B	HR	RBI	SH	SF	HP	BB	SO	SB-CS	OBP	SLG	E
2021	Rome	.304	21	69	15	21	1	0	6	13	0	1	1	7	13	1-1	.372	.580	4
	Mississippi	.161	8	31	3	5	0	0	0	2	0	0	0	2	4	1-1	.212	.161	0
2022	Mississippi	.272	41	162	20	44	10	0	2	29	0	1	1	23	22	3-2	.364	.370	7
<b>Minor Totals</b>		<b>.267</b>	<b>70</b>	<b>262</b>	<b>38</b>	<b>70</b>	<b>11</b>	<b>0</b>	<b>8</b>	<b>44</b>	<b>0</b>	<b>2</b>	<b>2</b>	<b>32</b>	<b>39</b>	<b>5-4</b>	<b>.349</b>	<b>.401</b>	<b>11</b>

**NON-ROSTER INVITEE**

# FORREST WALL

# 88

## OUTFIELDER

Full Name: **Forrest Alexander Wall**Bats: **Left**Throws: **Right**Height: **6-1**Weight: **195**DOB: **November 20, 1995**Opening Day Age: **27**Born: **Winter Park, FL**Resides: **Palm Harbor, FL**MLB Debut: **--**MLB Service Time: **0.000**Acquired: **Signed as a minor league free agent**Contract Status: **Signed through 2023**

## 2022

- Played exclusively at Triple-A Tacoma in the Seattle organization, appearing in 120 games at all three outfield positions, as well as designated hitter.
  - ▲ Posted a .996 fielding percentage in 249 chances as an outfielder, committing just one error.
  - ▲ Stole 52 bases, his most in a single season as a professional...Was caught stealing 12 times...Previous best was 38 steals, done across two different levels (three teams).

## MINORS

- The Braves are his fourth organization...Has played in the minors for Colorado, Toronto and Seattle.

## AMATEUR

- Attended Orangewood Christian HS in Maitland, Fla., just north of Orlando.
  - ▲ Posted a career .461 batting average (106-for-230) in his high school career, hitting .500-or-better in both his junior and senior seasons.

## TRANSACTIONS

- Signed by Atlanta as a minor league free agent on January 28, 2023.
- Signed by Seattle as a minor league free agent on February 21, 2021.
- Traded by Colorado to Toronto on July 25, 2018 along with Chad Spanberger in exchange for Seung-Hwan Oh.
- Selected by the Colorado Rockies in the first round of the 2014 First-Year Player Draft out of Orangewood Christian HS (FL).

## COMPLETE RECORD

Year	Club	AVG	G	AB	R	H	2B	3B	HR	RBI	SH	SF	HP	BB	SO	SB-CS	OBP	SLG	E
2014	Grand Junction	.318	41	157	48	50	6	6	3	24	3	1	0	27	32	18-5	.416	.490	5
2015	Asheville	.280	99	361	57	101	16	10	7	46	7	4	3	41	72	23-9	.355	.438	20
	Boise	.500	4	10	4	5	0	0	0	1	0	1	0	6	2	2-2	.647	.500	1
2016	Modesto	.264	120	459	57	121	16	4	6	56	10	5	6	41	97	22-11	.329	.355	32
2017	Lancaster	.299	22	87	17	26	4	1	3	16	1	1	0	9	16	5-3	.361	.471	3
2018	Hartford	.206	46	170	27	35	6	1	6	12	0	0	3	17	42	8-3	.289	.359	4
	New Hampshire	.271	35	129	19	35	7	2	1	13	0	1	4	13	46	10-3	.354	.380	2
	Lancaster	.305	47	203	43	62	11	5	3	19	2	0	2	23	47	20-8	.382	.453	1
2019	Buffalo	.255	14	47	9	12	3	0	2	4	0	0	0	6	14	1-0	.340	.447	0
	New Hampshire	.270	109	415	70	112	27	4	9	41	1	0	4	49	109	13-8	.353	.419	4
2021	Buffalo	.266	78	297	46	79	15	5	1	20	1	2	6	30	87	35-4	.343	.360	1
2022	Tacoma	.255	120	412	67	105	17	3	6	41	2	3	8	42	125	52-12	.333	.354	1
<b>Minor Totals</b>		<b>.270</b>	<b>735</b>	<b>2747</b>	<b>464</b>	<b>743</b>	<b>128</b>	<b>41</b>	<b>47</b>	<b>293</b>	<b>27</b>	<b>18</b>	<b>36</b>	<b>304</b>	<b>689</b>	<b>209-68</b>	<b>.349</b>	<b>.398</b>	<b>74</b>



# ELI WHITE

# 38

## OUTFIELDER

Full Name: **Elijah Thomas White**

Bats: **Right**

Throws: **Right**

Height: **6-3**

Weight: **195**

DOB: **June 26, 1994**

Opening Day Age: **28**

Born: **Greenville, SC**

Resides: **Greenville, SC**

MLB Debut: **September 1, 2020** MLB Service Time: **2.065**

Acquired: **Trade with Texas**

Contract Status: **Signed through 2023**

## 2022

- 28-year-old Eli White appeared in 47 games for the Texas Rangers in 2022, slashing .200/.274/.305 (21-for-105) with three home runs, 10 RBI and 16 runs scored...Stole 12 bases and was only caught once...Also drew 11 walks.
  - ⚡ Limited to only 50 games across all levels due to injury...Was placed on the 10-day Injured List on June 13 with a right wrist fracture...Subsequently transferred to the 60-day Injured List on June 21.
  - ⚡ His last professional game took place on June 12.
- Was DFA'd by Texas on December 23...Acquired by Atlanta on December 28, 2022.

## MAJOR LEAGUE NOTES

- In 2021, batted .177 with six home runs and 15 RBI over 64 games spanning 3 stints with the Rangers (Opening Day-5/7, 5/9-13, 6/8-end of season) last season, his second consecutive year of extended action at the MLB level.
  - ⚡ Made his first career Opening Day roster.
  - ⚡ Missed the last two months of the 2021 campaign (August 4-end of season) with a right elbow strain that resulted in UCL repair surgery performed by Dr. Keith Meister on September 8.
  - ⚡ Underwent an internal brace procedure and was expected to miss approximately 6 months.
  - ⚡ Produced the T3rd-fastest average sprint speed (30.5 ft./sec.) and 10th-most 'Bolts' (37) in the major leagues according to Statcast.

## CAREER HIGHS

Most Runs

**3, 6x, last: 5/30/22, TEX vs. TB**

Most Hits

**3, 5/30/22, TEX vs. TB**

Most Doubles

**1, 10x, last: 4/21/22, TEX at SEA**

Most Triples

**1, 4/10/21, TEX vs. SD**

Most Home Runs

**2, 6/16/21, TEX at HOU**

Most RBI

**3, 2x, last: 6/12/22, TEX at CWS**

Most Walks

**2, 2x, last: 7/22/21, TEX at DET**

Most Stolen Bases

**2, 2x, last: 6/7/22, TEX at CLE**

Longest Hitting Streak

**4 games, 6/21-6/24/21**



LIVE  
BIO

## MINOR LEAGUE NOTES

- Slashed .343/.450/.537/.987 (23-for-67) with three homers and 11 RBI for Round Rock in 2021, working 12 walks against 20 strikeouts...Had hits in 13 of his final 14 games with the Express (5/22-6/7), a span over which he batted .388 (19-49).

## AMATEUR

- Was the starting shortstop for the Clemson Tigers in 2015 and 2016, helping the club to an ACC Tournament title and NCAA Regional appearance in 2016.
  - Was teammates with Arizona's Seth Beer in his final season at Clemson.
- Was an all-state selection as a senior at Wren (S.C.) HS (graduated 2013).

## PERSONAL

- White and his wife, Molly, were married on January 12, 2018.

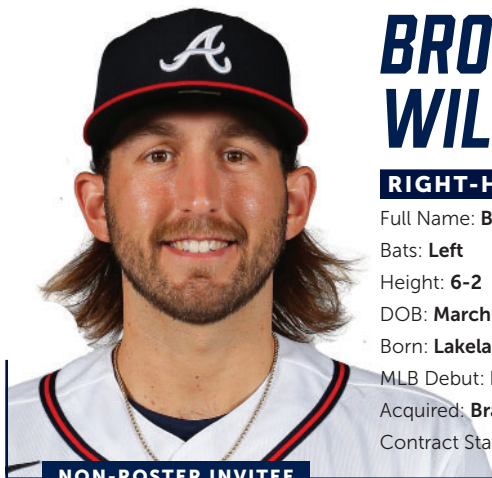
## TRANSACTIONS

- Selected by Cincinnati in the 26th round of the 2013 June draft, but did not sign.
- Selected by Pittsburgh in the 37th round of the 2015 June draft, but did not sign.
- Selected by Oakland in the 11th round of the 2016 June draft...Signed by Neil Avent.
- Acquired by Texas from Oakland, along with international slot compensation, as part of three-team trade with Tampa Bay that sent LHP Kyle Bird, LHP Brock Burke, and RHP Yoel Espinal to Texas, INF Jurickson Profar to Oakland, and RHP Rollie Lacy, RHP Emilio Pagan, and a 2019 Competitive Balance Round A pick to Tampa Bay on December 21, 2018.
- Placed on the Injured List, August 4, 2021 through end of season with a right elbow strain.

## COMPLETE RECORD

Year	Club	AVG	G	AB	R	H	2B	3B	HR	RBI	SH	SF	HP	BB	SO	SB-CS	OBP	SLG	E
2016	Vermont	.279	64	233	31	65	11	1	2	25	0	6	2	26	65	12-3	.348	.361	12
	AZL Athletics	.000	1	3	0	0	0	0	0	0	0	0	0	0	0	0-0	.000	.000	2
2017	Stockton	.270	115	448	71	121	32	6	4	36	2	2	9	41	121	12-5	.342	.395	25
2018	Midland	.306	130	504	81	154	30	8	9	55	0	4	8	62	116	18-9	.388	.450	25
2019	Nashville	.253	116	438	63	111	20	5	14	43	1	3	14	43	138	14-5	.337	.418	15
2020	Texas	.188	19	48	5	9	2	0	0	3	0	1	0	3	16	1-1	.231	.229	0
2021	Round Rock	.343	20	67	19	23	2	1	3	11	0	0	1	12	20	3-1	.450	.537	3
	Texas	.177	64	198	26	35	6	1	6	15	0	0	4	18	66	4-3	.259	.308	2
2022	Round Rock	.000	3	7	0	0	0	0	0	0	0	0	0	3	0-0	.000	.000	0	
	Texas	.200	47	105	16	21	2	0	3	10	0	1	0	11	41	12-1	.274	.305	0
<b>Minor Totals</b>		<b>.279</b>	<b>449</b>	<b>1700</b>	<b>265</b>	<b>474</b>	<b>95</b>	<b>21</b>	<b>32</b>	<b>170</b>	<b>3</b>	<b>15</b>	<b>34</b>	<b>184</b>	<b>463</b>	<b>59-23</b>	<b>.358</b>	<b>.416</b>	<b>82</b>
<b>Major Totals</b>		<b>.185</b>	<b>130</b>	<b>351</b>	<b>47</b>	<b>65</b>	<b>10</b>	<b>1</b>	<b>9</b>	<b>28</b>	<b>0</b>	<b>2</b>	<b>4</b>	<b>32</b>	<b>123</b>	<b>17-5</b>	<b>.260</b>	<b>.296</b>	<b>2</b>





# BROOKS WILSON

# 82

## RIGHT-HANDED PITCHER

Full Name: **Brooks Harrison Wilson**

Bats: **Left**

Throws: **Right**

Height: **6-2**

Weight: **205**

DOB: **March 15, 1996**

Opening Day Age: **27**

Born: **Lakeland, FL**

Resides: **Lakeland, FL**

MLB Debut: **None**

MLB Service Time: **0.000**

Acquired: **Braves' seventh-round pick in 2018**

Contract Status: **Signed through 2023**

## NON-ROSTER INVITEE

### 2022

- Missed the entire 2022 season due to Tommy John Surgery.

### 2021

- Went a combined 3-1 with a 2.34 ERA (13 ER/50.0 IP) in 39 relief appearances between Double-A Mississippi and Triple-A Gwinnett.
- Pitched to a 2.45 ERA with a 3-1 record over 33 games and 44.0 innings pitched 73 strikeouts and 17 walks with the M-Braves.
  - Posted a 1.11 WHIP and held opposing hitters to a .201 batting average.
  - Converted five saves in nine opportunities.
  - Did not allow a run in his first 8.1 innings of 2021 with 14 strikeouts and four walks.
- Struck out 11 hitters through 6.0 innings pitched, holding opponents to two hits and one earned run in six relief appearances with the Stripers.

### 2019

- Made 24 appearances, 11 starts, all with High-A Florida.
  - Went 3-3 with a 2.60 ERA (18 ER/62.1 IP), 16 walks and 56 strikeouts in his starts
  - Posted a 2.16 ERA (6 ER/25.0 IP) as a reliever.

## COMPLETE RECORD

Year	Club	W-L	ERA	G	GS	CG	SHO	SV	IP	H	R	ER	HR	HB	BB	SO	WP	BK	
2018	Danville	2-1	1.45	10	0	0	0	1	18.2	13	4	3	2	0	6	17	3	0	
	Rome	1-1	1.00	7	0	0	0	0	9.0	7	2	1	1	1	3	8	1	0	
2019	Florida	4-3	2.47	24	11	1	0	0	87.1	80	31	24	2	2	25	73	10	0	
2021	Mississippi	3-1	2.45	33	0	0	0	5	44.0	32	12	12	3	2	17	73	10	0	
	Gwinnett	0-0	1.50	6	0	0	0	1	6.0	2	1	1	0	1	2	11	1	0	
2022																			
									INJURED – DID NOT PITCH										
<b>Minor Totals</b>		<b>10-6</b>	<b>2.24</b>	<b>80</b>	<b>11</b>	<b>1</b>	<b>0</b>	<b>7</b>	<b>165.0</b>	<b>134</b>	<b>50</b>	<b>41</b>	<b>8</b>	<b>6</b>	<b>53</b>	<b>182</b>	<b>25</b>	<b>0</b>	

### 2018

- Began his professional career by making 17 relief appearances between Rookie Advanced Danville and Single-A Rome, registering a 1.30 ERA (4 ER/27.2 IP) with nine walks and 25 strikeouts.

### AMATEUR

- Attended Stetson University...Finished his collegiate career with 309 strikeouts, fourth most in school history.
  - Worked as a starter for the first three years before becoming the team's closer in his senior season.
  - Had 20 saves in 32 total appearances in 2018, the most saves in a single season in school history.
- 2018 Atlantic Sun Player of the Year honors.
- Baseball America* First Team All-American in 2018.

### TRANSACTIONS

- Selected by the Braves in the seventh round (202nd overall) of the 2018 First-Year Player Draft...Signed by Justin Clark.



# KYLE WRIGHT

# 30

## RIGHT-HANDED PITCHER

Full Name: **Kyle Hardy Wright**

Bats: **Right**

Throws: **Right**

Height: **6-4**

Weight: **215**

DOB: **October 2, 1995**

Opening Day Age: **25**

Born: **Huntsville, AL**

Resides: **Huntsville, AL**

MLB Debut: **September 4, 2018** MLB Service Time: **2.062**

Acquired: **Braves' first-round pick (fifth overall) in 2017**

Contract Status: **Signed through 2023**

## 2022

- **NL Ranks:** Wins (1st, 21), SO/9.0 IP (9th, 8.684)
- Pitched his first full major league season and went 21-5 with a 3.19 ERA (64 ER/180.1 IP)...Lead the majors in wins.
- Became the first Braves pitcher to lead the N.L. outright in wins since 2003, when Russ Ortiz paced the league with 21, and the first Atlanta pitcher to lead the majors in wins since Tom Glavine in 2000...Glavine also had 21 that season.
  - Wright had three more wins on the season than any other pitcher in baseball...Houston's Justin Verlander finished second with 18.
  - He is just the seventh Braves pitcher to win 20 games in a season since the club moved to Atlanta in 1966, and the first since Ortiz in 2003...Tom Glavine ('91, '92, '93, '98, '00), Phil Niekro ('69, '74, '79), John Smoltz ('96), Ortiz ('03), Greg Maddux ('93) and Denny Neagle ('97) all reached the mark for the franchise.
  - Wright had two career victories entering this season...The last pitcher with fewer career victories before a 20-win season was Cincinnati's Tom Browning, who went 20-9 in 1985 after entering the year 1-0 in three career starts.
- Atlanta went 24-6 in Wright's starts...That was tied for the most such team wins in a start by one pitcher in 2022...The Yankees went 24-8 when Jameson Taillon started.
  - The Braves lost three consecutive games started by Wright, May 3 to May 15...From that date until the end of the season, Atlanta went 20-3 in Wright's 23 starts, and did not lost back-to-back games in which he pitched...The Braves have won each of his last nine turns.

## CAREER HIGHS

Most Innings Pitched  
**8.0, 6/7/22, ATL vs. OAK**

Most Runs Allowed  
**8, 9/6/22, ATL at OAK**

Most Earned Runs Allowed  
**8, 9/6/22, ATL at OAK**

Most Hits Allowed  
**11, 6/18/22, ATL at CHI**

Most Home Runs Allowed  
**4, 8/4/22, ATL at NYM**

Most Walks  
**6, 8/14/20, ATL at MIA**

Most Strikeouts  
**11, 4/22/22, ATL vs. MIA**

Longest Winning Streak  
**8 games, 8/10/22-present**

Longest Losing Streak  
**7 games, 3/31/19-9/8/20**





- A* Atlanta last won more of a single pitcher's starts in 2003, when the Braves won 24 times with Russ Ortiz pitching.
- A* He opened his career with losses in each of his first seven career decisions, going 0-7 with a 7.86 ERA (39 ER/44.2 IP) over 16 total appearances...Atlanta was just 2-14 in his games.
- A* Since his first career win in his 17th appearance, he is 23-6 with a 3.33 ERA, and Atlanta is 28-7 in his 35 total games, all starts.
- In 17 starts at Truist Park, Wright went 13-2 with a 2.86 ERA (33 ER/103.2 IP).

- A* Since the Braves moved to Atlanta in 1966, just five pitchers won as many home starts for the club in a single season...Phil Niekro won 14 in 1969 to set the single-season record that Russ Ortiz later matched in 2003, and John Smoltz (1996) and Tom Glavine (1992, 1993) both won 13 at home.
- A* Wright's 13 wins in his home park were easily most in the majors, and just one other pitcher, Houston's Luis Garcia, even won double-digits...Garcia had 11 wins at Minute Maid Park.

- Ended the season on a career-best eight-game winning streak, dating to August 10...Went 8-0 with a 3.14 ERA (18 ER/51.2 IP) over his final nine turns, while Atlanta won all nine.

- A* In the only game he did not win, September 6 at Oakland, he allowed a career-most eight runs in 4.0 innings...In his eight wins during the run, he pitched to a 1.90 ERA (10 ER/47.1 IP).
- A* Wright's eight-game winning streak was the longest active run in the National League to end the season, and the second longest in majors...Only Cleveland's Cal Quantrill, who won his final 11 decisions, had a longer run.

- Set or matched a career high in each of his first five starts of the season.

- A* Debuted on April 9 and matched his career high with six strikeouts, before striking out nine in his next start, April 15, and then 11 in his turn after that, April 22.
- A* In his following start, April 28 vs. the Cubs, pitched a career-most 7.0 innings, which he then matched in his next turn on May 3.
- A* Struck out 34 batters over his first four turns, doing so in just 25.0 total innings.
- A* His 34 strikeouts were tied for third most through four starts by a Braves pitcher since the team moved to Atlanta in 1966...Kevin Millwood (1998) and John Smoltz (1996) both had 35 strikeouts through their first four starts.

- Started against Miami, April 22 at Truist Park, and threw 6.0 scoreless innings with a career-most 11 strikeouts.
  - A* Became the first Braves starter with at least 11 strikeouts since Charlie Morton on June 22 of last season at NYM, and the first Atlanta pitcher aged 26 or younger to fan 11 since Max Fried on August 30, 2019 vs. CWS.

## 2022 POSTSEASON

- Earned the win in his only playoff start, pitching 6.0 scoreless innings in Game 2 of the NLDS vs. Philadelphia...Allowed two hits and walked one, fanning six.
  - A* The win was Atlanta's only victory of the series.
  - A* Over his last 11.2 postseason innings, dating to the 2021 World Series, has allowed just one run (0.77 ERA) and struck out 12.

## MAJOR LEAGUE NOTES

- Was added to Atlanta's postseason roster prior to the 2021 World Series and pitched in Games 2 and 4, combining to allow just five hits and one run over 5.2 innings...He struck out six.
  - A* Entered Game 4 with the bases loaded and one out in the top of the first inning, and induced a ground out and a strikeout to allow just one inherited runner to score... Proceeded to yield just one run over 4.2 innings as Atlanta rallied to win, 3-2, and take a three-games-to-one series lead.
- He opened the 2020 season in Atlanta's rotation and made four starts for the Braves, going 0-3 with a 7.20 ERA (12 ER/15.0 IP) before being optioned on August 20.
  - A* Was recalled, August 8, from the club's alternate training site and went 2-1 with a 3.91 ERA (10 ER/23.0 IP) over his final four starts.
- Made a career-most eight starts during his third major league campaign in 2021, going 2-4 with a 5.21 ERA (22 ER/38.0 IP)...Won each of his last two decisions and the Braves won his last three starts.
  - A* Went 2-0 with a 2.37 ERA (5 ER/19.0 IP) in his last three starts, allowing opponents to bat just .164 and walking six.
  - A* The wins came after Wright went 0-7 to begin his major league career...Prior to his last three outings, the Braves were just 2-14 in the 16 career games in which Wright had pitched.
  - A* Since the Braves moved to Atlanta in 1966, just three other pitchers have started their careers winless in their first seven decisions...Dave Campbell (1977-78) and Joel De La Cruz (2016) each started 0-7, while Frank LaCorte (1975-76) was winless in his first nine decisions.
- Made his playoff debut in Game 3 of the 2020 NLDS vs. Miami and pitched 6.0 shutout innings in the start, allowing just three hits and two walks while striking out seven.
  - A* He became just the fifth player in franchise history to throw at least 6.0 scoreless frames in their playoff debut.
  - A* The others were Ian Anderson (2020), Steve Avery (1991), Johnny Sain (1948) and Bill James (1914)...He is the second Braves rookie to do so, joining Anderson.

Wright and Anderson both pitched 6.0 shutout innings in their postseason debuts in 2020, becoming the first pair of rookie teammates in MLB history to each throw 6.0 scoreless frames in their playoff debut in a single postseason.

Just four sets of teammates had done so in their postseason debuts at any point in their careers, with Baltimore's Mike Boddicker and Storm Davis last doing so in 1983...Jimmy Ring and Hod Eller of the 1919 Cincinnati Reds did so, while the 1966 Baltimore Orioles had three such pitchers (Moe Drabowsky, Jim Palmer and Wally Bunker).

Made his first Opening Day roster in 2019 and started Atlanta's third game of the season, 3/31 at Philadelphia.

2019 marked the first time since 1905 that the Braves had two (or more) rookie starting pitchers in the first three games of the season. RH Dick Harley started game two in 1905, while LH Irv Young made the first of his 42 starts that season in game three.

Wright, who appeared in four games out of the bullpen in 2018, became the first Braves pitcher to make his first career start in the first three games of a season since LHP Horacio Ramirez in 2003.

Following those starts on Opening Weekend, Wilson and Wright made just 11 more appearances for the Braves on the season, including six starts.

Atlanta beat San Francisco, 8-1, on 9/21/19... Wright pitched 1.0 inning of relief in the win, his 11th career appearance.

The game marked Atlanta's first win in a game in which Wright pitched in his career...The Braves lost each of the first 10 games in which he pitched, the longest such streak of losses to start a player's career since Atlanta lost each of the first 12 games in which Dan Winkler pitched from 9/21/15-9/8/17.

## MINOR LEAGUE NOTES

- In 57 career minor league games, including 54 starts, has gone 19-14 with a 3.70 ERA (110 ER/267.1 IP) and 267 strikeouts.
- Over his final 12 starts for the Strippers in 2021,, went 8-1 with a 2.11 ERA (18 ER/76.2 IP) and just a .199 batting average against him...He struck out 78 and walked just 17.
  - He was named AAA East Pitcher of the Week in September after tossing a two-hit shutout on September 19 vs. Nashville... He did not walk a batter and struck out five.
- Selected to the U.S. Team for the 2018 SiriusXM All-Star Futures Game and tossed 1.0 scoreless inning of relief.

## AMATEUR

- Pitched three years for Vanderbilt University, and in 61 career games, 35 starts, went 19-11 with a 2.78 ERA (79 ER/255.1 IP) and 290 strikeouts.
  - Named first team All-SEC by the league's coaches and a Second Team All-America by *Baseball America* after going 5-6 with a 3.40 ERA (39 ER/103.1 IP) over 16 starts in 2017.
- Lettered four years in baseball and one in track at Buckhorn (AL) High School...His dad, Roger, was his baseball coach.

## TRANSACTIONS

- Selected by the Atlanta Braves in the first round (fifth overall) of the 2017 First-Year Player Draft... Signed by Dustin Evans.

## COMPLETE RECORD

Year	Club	W-L	ERA	G	GS	CG	SHO	SV	IP	H	R	ER	HR	HB	BB	SO	WP	BK
2017	GCL Braves	0-0	1.59	3	3	0	0	0	5.2	3	1	1	0	0	2	0	1	0
	Florida	0-1	3.18	6	6	0	0	0	11.1	8	4	4	0	1	4	0	0	0
2018	Mississippi	6-8	3.70	20	20	0	0	0	109.1	103	51	45	6	0	43	105	15	0
	Gwinnett	2-1	2.51	7	4	0	0	0	28.2	15	9	8	2	1	8	28	4	0
	Atlanta	0-0	4.50	4	0	0	0	0	6.0	4	3	3	2	0	6	5	0	0
2019	Atlanta	0-3	8.69	7	4	0	0	0	19.2	24	19	19	4	1	13	18	2	0
	Gwinnett	11-4	4.17	21	21	0	0	0	112.1	107	55	52	13	12	35	116	6	1
2020	Atlanta	2-4	5.21	8	8	0	0	0	38.0	35	23	22	7	0	24	30	1	0
2021	Gwinnett	10-5	3.02	24	24	2	2	0	137.0	117	52	46	9	6	45	137	12	0
	Atlanta	0-1	9.95	2	2	0	0	0	6.1	7	7	7	2	4	5	6	1	0
2022	Atlanta	21-5	3.19	30	30	0	0	0	180.1	156	67	64	19	9	53	174	7	0
<b>Minor Totals</b>		<b>29-19</b>	<b>3.47</b>	<b>81</b>	<b>78</b>	<b>2</b>	<b>2</b>	<b>0</b>	<b>404.1</b>	<b>353</b>	<b>172</b>	<b>156</b>	<b>30</b>	<b>20</b>	<b>137</b>	<b>404</b>	<b>38</b>	<b>1</b>
<b>Major Totals</b>		<b>23-13</b>	<b>4.13</b>	<b>51</b>	<b>44</b>	<b>0</b>	<b>0</b>	<b>0</b>	<b>250.1</b>	<b>226</b>	<b>119</b>	<b>115</b>	<b>34</b>	<b>14</b>	<b>101</b>	<b>233</b>	<b>11</b>	<b>0</b>



# KIRBY YATES

# 22

## RIGHT-HANDED PITCHER

Full Name: Kirby Kali Yates

Bats: **Left**

Throws: **Right**

Height: **5-10**

Weight: **205**

DOB: **March 25, 1987**

Opening Day Age: **36**

Born: **Lihue, HI**

Resides: **Scottsdale, AZ**

MLB Debut: **June 7, 2014**

MLB Service Time: **8.021**

Acquired: **Signed as a free agent, November 29, 2021**

Contract Status: **Signed through 2023**

## 2022

- Made his return to the field on July 22 after recovering from Tommy John Surgery, pitching a scoreless frame for Double-A Mississippi.
  - Pitched another scoreless frame for Mississippi before continuing his rehabilitation assignment with Triple-A Gwinnett.
  - With the Stripers, appeared in five games, threw 5.1 innings and gave up only one run...Struck out four and walked two.
- Made his Atlanta debut on August 10 at Boston, tossing a scoreless 0.1 of an inning.
  - Overall, pitched in nine big league games in 2022 and gave up four earned runs across 7.0 innings (5.14 ERA).
- Placed on the 15-day Injured List on September 13 with right elbow inflammation, ending his season.

## MAJOR LEAGUE NOTES

- **Awards:** N.L. All-Star (2019), All-MLB First-Team (2019)
- Has pitched in seven major league seasons, compiling a 12-17 record and a 3.54 ERA (111 ER/282.1 IP) with 57 saves...Has appeared with the Rays (2014-'15), Yankees ('16), Angels ('17) and Padres ('17-'20).
- Signed with the Toronto Blue Jays in January 2021, and was placed on the 60-day injured list with right elbow surgery on March 29...Did not pitch on the season.
  - Underwent Tommy John surgery on March 24, his second such procedure...He also had the surgery in 2006.
- Attended the same junior college as pitching coach Rick Kranitz – Yavapai Junior College in

## CAREER HIGHS

Most Innings Pitched  
**2.2, 7/3/14, TB at DET**

Most Runs  
**6, 8/4/17, SD at PIT**

Most Earned Runs  
**6, 8/4/17, SD at PIT**

Most Hits Allowed  
**4, 2x, last: 6, 8/4/17, SD at PIT**

Most Home Runs Allowed  
**2, 3x, last: LAA vs. TOR**

Most Walks  
**2, 21x, last: 8/13/22, ATL at MIA**

Most Strikeouts  
**4, 5x, last: 7/13/19 SD vs. ATL**

Longest Winning Streak  
**5 games, 9/17/17-8/9/18**

Longest Losing Streak  
**6 games, 5/3/19-7/26/20**

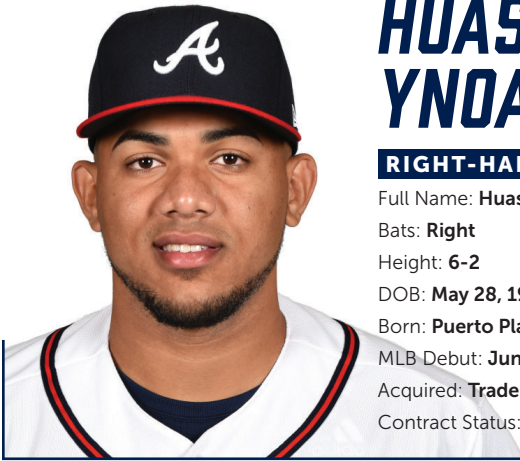
- Arizona.
  - Led the majors in ERA (1.19) and saves (41) in 2019, going 0-5 with 101 strikeouts and allowing just eight earned runs in 60.2 innings.
    - He was named a finalist for N.L. Reliever of the Year, joining current teammate Will Smith (SF) and eventual winner Josh Hader (MIL).
    - Set the Padres' franchise record with 30



## COMPLETE RECORD

Year	Club	W-L	ERA	G	GS	CG	SHO	SV	IP	H	R	ER	HR	HB	BB	SO	WP	BK
2009	Princeton	0-1	2.39	14	0	0	0	4	26.1	22	7	7	0	5	8	49	4	0
2010	Bowling Green	3-6	3.30	27	12	0	0	5	90.0	73	41	33	9	5	41	97	5	1
	Charlotte	0-0	5.06	1	1	0	0	0	5.1	7	3	3	0	0	2	3	0	0
2011	GCL Rays	0-1	2.70	4	4	0	0	0	6.2	6	3	2	0	1	2	3	0	0
	Charlotte	2-0	1.62	16	0	0	0	2	33.1	14	6	6	0	5	22	45	1	2
2012	Montgomery	4-2	2.65	50	0	0	0	16	68.0	48	21	20	4	1	39	94	8	0
2013	Durham	3-2	1.90	51	0	0	0	20	61.2	38	14	13	2	5	23	93	6	0
2014	Durham	1-0	0.36	21	0	0	0	16	25.0	10	1	1	0	1	9	35	0	1
	Tampa Bay	0-2	3.75	37	0	0	0	1	36.0	33	16	15	4	3	15	42	2	0
2015	Charlotte	0-0	9.00	2	1	0	0	0	2.0	2	3	2	0	0	1	2	0	0
	Durham	1-2	5.33	23	0	0	0	6	25.1	27	16	15	5	2	12	34	3	0
	Tampa Bay	1-0	7.97	20	0	0	0	0	20.1	23	18	18	10	1	7	21	0	0
2016	Scranton/W-B	0-1	1.62	14	0	0	0	4	16.2	12	3	3	0	1	6	19	2	1
	New York (AL)	2-1	5.23	41	0	0	0	0	41.1	41	24	24	5	4	19	50	1	0
2017	Salt Lake	0-0	2.57	6	0	0	0	1	7.0	8	2	2	0	1	3	14	0	0
	Los Angeles (AL)	0-0	18.00	1	0	0	0	0	1.0	2	2	2	2	0	0	1	0	0
	San Diego	4-5	3.72	61	0	0	0	1	55.2	42	26	23	10	2	19	87	0	1
2018	San Diego	5-3	2.14	65	0	0	0	12	63.0	41	15	15	6	4	17	90	2	0
2019	San Diego	0-5	1.19	60	0	0	0	41	60.2	41	14	8	2	7	13	101	2	0
2020	San Diego	0-1	12.46	6	0	0	0	2	4.1	7	6	6	1	0	4	8	2	0
2021									1Did Not Pitch									
2022	Gwinnett	0-0	1.69	5	0	0	0	0	5.1	2	1	1	0	1	2	4	0	0
	Mississippi	0-0	0.00	2	1	0	0	0	2.0	2	0	0	0	0	0	4	0	0
	FCL	0-0	0.00	1	1	0	0	0	1.0	0	0	0	0	0	0	2	0	0
	Atlanta	0-0	5.14	9	0	0	0	0	7.0	6	4	4	2	0	5	6	2	0
<b>Minor Totals</b>		<b>14-15</b>	<b>2.59</b>	<b>237</b>	<b>20</b>	<b>0</b>	<b>0</b>	<b>74</b>	<b>375.2</b>	<b>271</b>	<b>121</b>	<b>108</b>	<b>20</b>	<b>28</b>	<b>170</b>	<b>498</b>	<b>29</b>	<b>5</b>
<b>Major totals</b>		<b>12-17</b>	<b>3.58</b>	<b>300</b>	<b>0</b>	<b>0</b>	<b>0</b>	<b>57</b>	<b>289.1</b>	<b>236</b>	<b>125</b>	<b>115</b>	<b>42</b>	<b>21</b>	<b>99</b>	<b>406</b>	<b>11</b>	<b>1</b>





# HUASCAR YNOA

# 19

## RIGHT-HANDED PITCHER

Full Name: **Huascar José Ynoa**

Bats: **Right**

Throws: **Right**

Height: **6-2**

Weight: **220**

DOB: **May 28, 1998**

Opening Day Age: **24**

Born: **Puerto Plata, DR**

Resides: **Puerto Plata, DR**

MLB Debut: **June 16, 2019**

MLB Service Time: **2.011**

Acquired: **Trade with Minnesota, July 24, 2017**

Contract Status: **Signed through 2023**

## 2022

- Made just two starts for Atlanta, going 0-2 with a 13.50 ERA (10 ER/6.2 IP) and six walks against eight strikeouts.
- Was optioned to Triple-A Gwinnett on April 18 and went on to make 18 appearances and 17 starts with the Stripers, going 5-6 with a 5.68 ERA (49 ER/77.2 IP)...He fanned 87 batters in 77.2 innings, walking 35.
- Underwent successful surgery on September 7 to reconstruct the ulnar collateral ligament in his right arm, and missed the remainder of the season...The procedure was performed by Dr. Keith Meister in Arlington, Texas.

## MAJOR LEAGUE NOTES

- Made a career-most 17 starts in 2021 and appeared in 18 total games, going 4-6 with a 4.05 ERA (41 ER/91.0 IP) and striking out exactly 100 batters.
  - **A** Opened the season going 4-1 with a 2.23 ERA (10 ER/40.1 IP) over his first eight games, including seven starts...In his ninth game, May 16 at Milwaukee, allowed nine hits and five runs over 4.1 innings, and fractured his pitching hand following his exit.
  - **A** Missed 81 games on the Injured List before returning on August 17 at Miami... In nine games after his return, went 0-4 with a 5.05 ERA (26 ER/46.1 IP), despite holding opponents to just a .231 average.
- In 2021, made nine starts at Truist Park, going 3-3 and pitching to a 2.88 ERA (16 ER/50.0 IP) while allowing opponents to bat just .182...In nine total games on the road, including eight starts, went 1-3 with a 5.49 ERA (25 ER/41.0 IP) and yielding a .270 batting average.

## CAREER HIGHS

Most Innings Pitched

**7.0, 5/4/21, ATL at WSH**

Most Runs

**7, 9/25/21, ATL at SD**

Most Earned Runs

**7, 9/25/21, ATL at SD**

Most Hits Allowed

**9, 5/16/21, ATL at MIL**

Most Home Runs Allowed

**3, 2x, last: 9/25/21, ATL at SD**

Most Walks

**4, 9/10/20, ATL at WSH**

Most Strikeouts

**10, 4/12/21, ATL vs. MIA**

Longest winning streak

**None**

Longest losing streak

**None**



- For his career, has an ERA over two points lower at home than on the road...Has a 3.75 ERA in 62.1 career innings at Truist Park, and a 5.91 ERA over 53.1 innings on the road.
- Won four consecutive games between April 23 - May 9, going 4-0 with a 1.11 ERA (3 ER/24.1 IP).
  - During that stretch he was sporting a 1.11 ERA on the mound and a 1.300 slugging percentage at the plate... He drove in more runs at the plate (6) than he allowed (4) during that stretch.
  - Per Stats Perform, Ynoa was the first player to have a 1.300+ slugging percentage and a sub-1.30 ERA over a span of four starts (min. 10 PA) since Babe Ruth in 1916.
  - Became the first pitcher in Atlanta franchise history to homer in back-to-back games in which they had an at-bat, and the first to do so at all for the franchise since Lew Burdette and Warren Spahn each did so within a nine-day span in June, 1961.
  - Per Stats Perform, Ynoa became the first pitcher to go 4-0 with at least six hits and six RBI over a four-start span since the Mets' Dwight Gooden did so over his last four starts of the 1985 season.
- In his first start at Truist Park this season, April 12 vs. Miami, allowed just three hits and one run over a career-most 6.0 innings...Struck out 10

Marlins batters, a new career-high total.

• Ynoa became just the 10th player in franchise history since 1900 to have a 10-strikeout game within his first 15 career appearances, and the first since Max Fried struck out 11 Cardinals on June 30, 2018.

- The Braves did not have a starter record 10 strikeouts last season, with Max Fried being the last to do so on August 30, 2019 vs. the White Sox (11 Ks).

## MINOR LEAGUE NOTES

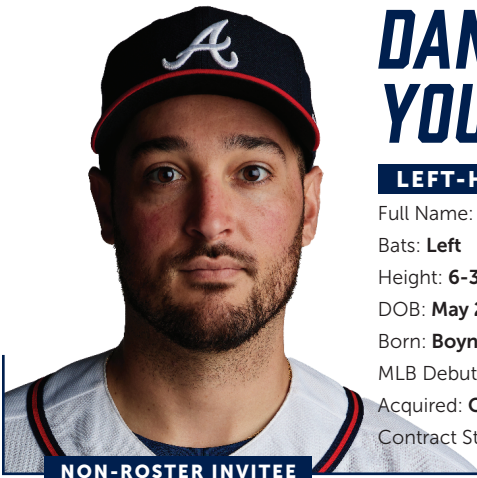
- In **2019**, Ynoa pitched in 26 games, including 17 starts, across three levels of the minors, appearing with High-A Florida, Double-A Mississippi and Triple-A Gwinnett.
  - Combined to go 4-8 with a 5.09 ERA (55 ER/97.1 IP) between the three levels, striking out 110 over 97.1 innings.
- Acquired by Atlanta from the Twins on July 24, **2017** in exchange for LHP Jaime García, C Anthony Recker and cash considerations.

## TRANSACTIONS

- Signed by the Minnesota Twins as a non-drafted free agent on July 2, 2014... Signed by Fred Guerrero.
- Acquired by the Braves from the Minnesota Twins in exchange for LHP Jaime García, C Anthony Recker and cash considerations on July 24, 2017.

## COMPLETE RECORD

Year	Club	W-L	ERA	G	GS	CG	SHO	SV	IP	H	R	ER	HR	HB	BB	SO	WP	BK
2015	DSL Twins	2-5	2.70	14	14	0	0	0	56.2	43	25	17	1	4	30	47	10	1
2016	GCL Twins	3-5	3.18	11	11	0	0	0	51.0	44	22	18	1	4	12	51	3	1
2017	Elizabethton	0-1	5.26	6	6	0	0	0	25.2	28	16	15	1	1	14	23	1	0
	Danville	0-3	5.26	7	7	0	0	0	25.2	24	17	15	1	3	15	27	2	0
2018	Rome	7-8	3.63	18	18	0	0	0	91.2	69	49	37	7	7	42	100	9	3
	Florida	1-4	8.03	6	6	0	0	0	24.2	33	23	22	1	0	12	31	1	0
2019	Florida	0-1	3.27	3	3	0	0	0	11.0	10	4	4	0	2	6	16	2	2
	Mississippi	1-2	5.27	6	0	0	0	1	13.2	17	8	8	2	0	5	15	2	1
	Gwinnett	3-5	5.33	17	14	0	0	0	72.2	80	47	43	14	4	34	79	3	3
	Atlanta	0-0	18	2	0	0	0	0	3.0	6	6	6	1	0	1	3	0	0
2020	Atlanta	0-0	5.82	9	5	0	0	0	21.2	23	14	14	2	2	13	17	2	1
2021	Atlanta	4-6	4.05	18	17	0	0	0	91.0	76	42	41	14	4	25	100	4	0
	Rome	0-1	27.00	1	1	0	0	0	2.0	8	6	6	0	0	1	2	0	0
	Gwinnett	0-0	4.32	2	2	0	0	0	8.1	8	6	4	1	1	4	11	0	0
2022	Gwinnett	5-6	5.68	18	17	0	0	0	77.2	73	51	49	14	1	35	87	3	0
	Atlanta	0-2	13.50	2	2	0	0	0	6.2	11	10	10	2	0	6	8	1	0
<b>Minor Totals</b>		<b>22-41</b>	<b>4.65</b>	<b>109</b>	<b>99</b>	<b>0</b>	<b>0</b>	<b>1</b>	<b>460.2</b>	<b>437</b>	<b>274</b>	<b>238</b>	<b>43</b>	<b>27</b>	<b>210</b>	<b>489</b>	<b>36</b>	<b>11</b>
<b>Major Totals</b>		<b>4-8</b>	<b>5.22</b>	<b>31</b>	<b>24</b>	<b>0</b>	<b>0</b>	<b>0</b>	<b>122.1</b>	<b>116</b>	<b>72</b>	<b>71</b>	<b>19</b>	<b>6</b>	<b>45</b>	<b>128</b>	<b>7</b>	<b>1</b>

**NON-ROSTER INVITEE**

# DANNY YOUNG

# 80

## LEFT-HANDED PITCHER

Full Name: **Daniel Alexander Young**Bats: **Left**Throws: **Left**Height: **6-3**Weight: **200**DOB: **May 27, 1994**Opening Day Age: **28**Born: **Boynton Beach, FL**Resides: **Portsmouth, NH**MLB Debut: **May 9, 2022**MLB Service Time: **0.022**Acquired: **Claimed off waivers from Seattle, August 6, 2022**Contract Status: **Signed through 2023**

## 2022

- Made his major league debut, splitting the season between Seattle and Atlanta...Combined to appear in three games, posting a 4.26 ERA (3 ER/6.1 IP) without a decision.
- Debuted with the Mariners, May 9, and pitched 2.1 scoreless innings with three strikeouts...Made one more appearance with Seattle before Atlanta claimed him off waivers.
- In his only outing with Atlanta, pitched 2.2 scoreless innings on August 15 vs. New York.
- Made 40 minor league appearances with Triple-A Tacoma and Triple-A Gwinnett, combining to go 1-2 with a 3.72 ERA (15 ER/36.1 IP) and 57 strikeouts...Collected a pair of saves.
- Allowed opponents to bat just .224 against him in the minors, including a .179 (12-for-67) average by opposing left-handers.

## MINOR LEAGUE NOTES

- Has pitched parts of seven minor league seasons, compiling a 13-9 record and a 3.77 ERA (129 ER/307.2 IP) over 241 games.
  - Has pitched in the Blue Jays, Guardians, Mariners and Braves organizations.
- Made a career-most 47 appearances across two teams in 2017, going 4-1 with a 3.00 ERA between High-A Dunedin and Double-A New Hampshire

## CAREER HIGHS

Most Innings Pitched

**7.0, 5/4/21, ATL at WSH**

Most Runs

**7, 9/25/21, ATL at SD**

Most Earned Runs

**7, 9/25/21, ATL at SD**

Most Hits Allowed

**9, 5/16/21, ATL at MIL**

Most Home Runs Allowed

**3, 2x, last: 9/25/21, ATL at SD**

Most Walks

**4, 9/10/20, ATL at WSH**

Most Strikeouts

**10, 4/12/21, ATL vs. MIA**

Longest winning streak

**None**

Longest losing streak

**None**



# TRANSACTIONS

- Selected by the Toronto Blue Jays in the eighth round of the 2015 First-Year Player Draft.
- Selected by the Cleveland Guardians from the Toronto Blue Jays in the minor-league phase of the Rule 5 Draft on December 12, 2019.
- Signed by the Seattle Mariners as a minor-league free agent on January 31, 2022.
- Claimed off waivers by the Atlanta Braves from the Seattle Mariners on August 6, 2022.

## COMPLETE RECORD

Year	Club	W-L	ERA	G	GS	CG	SHO	SV	IP	H	R	ER	HR	HB	BB	SO	WP	BK
2015	Vancouver	1-1	6.33	15	1	0	0	0	27.0	43	19	19	3	0	12	8	3	0
2016	Lansing	2-1	2.70	21	0	0	0	0	23.1	25	11	7	2	2	10	18	2	0
2017	New Hampshire	2-1	3.86	21	0	0	0	0	32.2	30	15	14	2	2	14	23	4	0
	Dunedin	2-0	2.08	26	0	0	0	4	30.1	22	7	7	1	4	9	27	2	0
2018	New Hampshire	2-0	4.13	40	0	0	0	2	56.2	63	32	26	3	4	19	48	2	0
2019	Buffalo	0-1	7.27	9	0	0	0	0	8.2	12	7	7	1	0	6	10	2	0
	New Hampshire	1-1	1.79	29	0	0	0	3	40.1	29	10	8	2	6	20	32	4	1
2021	Columbus	2-2	4.47	40	0	0	0	0	52.1	52	30	26	9	4	26	58	4	1
2022	Tacoma	1-1	3.86	29	0	0	0	2	28.0	20	13	12	0	6	9	40	1	1
	Seattle	0-0	7.36	2	0	0	0	0	3.2	7	3	3	1	0	2	5	0	0
	Gwinnett	0-1	3.24	11	0	0	0	0	8.1	5	3	3	0	2	4	17	1	0
	Atlanta	0-0	0.00	1	0	0	0	0	2.2	4	0	0	0	0	0	1	0	0
<b>Minor Totals</b>		<b>13-9</b>	<b>3.77</b>	<b>241</b>	<b>1</b>	<b>0</b>	<b>0</b>	<b>11</b>	<b>307.2</b>	<b>301</b>	<b>147</b>	<b>129</b>	<b>23</b>	<b>30</b>	<b>129</b>	<b>281</b>	<b>25</b>	<b>3</b>
<b>Major Totals</b>		<b>0-0</b>	<b>4.26</b>	<b>3</b>	<b>0</b>	<b>0</b>	<b>0</b>	<b>0</b>	<b>6.1</b>	<b>11</b>	<b>3</b>	<b>3</b>	<b>1</b>	<b>0</b>	<b>2</b>	<b>6</b>	<b>0</b>	<b>0</b>



# SEASON IN REVIEW



# 2022 DAY-BY-DAY

Date	Opp.	H/R D/N	Time/Result	Winner-Loser-Save	Attendance	W-L	Position	GA GB
4/7	vs. CIN	H-N	L, 6-3	Mahle-Fried-Santillan	40,545	0-1	T-3rd	-1.0
4/8	vs. CIN	H-N	W, 7-6	Morton-Sanmartin-None	40,234	1-1	3rd	-1.0
4/9	vs. CIN	H-N	W, 2-1	Wright-Gutierrez-Smith	40,310	2-1	3rd	-1.0
4/10	vs. CIN	H-D	L, 6-3	Greene-Anderson-Warren	38,233	2-2	3rd	-1.0
4/11	vs. WSH	H-N	L, 11-2	Rogers-Ynoa-None	42,263	2-3	T3rd	-1.5
4/12	vs. WSH	H-N	W, 16-4	Elder-Corbin-Stephens	31,462	3-3	3rd	-1.0
4/13	vs. WSH	H-D	L, 3-1	Gray-Fried-Rainey	31,959	3-4	T-3rd	-2.0
4/14	at SD	R-N	L, 12-1	Musgrove-Morton-None	44,844	3-5	T-3rd	-2.5
4/15	at SD	R-N	W, 5-2	O'Day-Johnson-Jansen	41,993	4-5	T-2nd	-2.5
4/16	at SD	R-D	W, 5-2	Anderson-Martinez-Janesen	36,924	5-5	2nd	-1.5
4/17	at SD	R-N	L, 2-1	Darvish-Elder-Rogers	37,694	5-6	T-2nd	-2.5
4/18	at LAD	R-N	L, 7-4	Kershaw-Ynoa-Kimbrel	52,052	5-7	3rd	-3.0
4/19	at LAD	R-N	W, 3-1	Fried-Buehler-Jansen	51,889	6-7	T-2nd	-3.5
4/20	at LAD	R-N	L, 1-5	Gonsolin-Morton-None	38,888	6-8	T-2nd	-3.5
4/21	OPEN DATE						T-2nd	-4.0
4/22	vs. MIA	H-N	W, 3-0	Wright-Rogers-Jansen	40,402	7-8	2nd	-4.0
4/23	vs. MIA	H-N	L, 9-7	Okert-Strider-Scott	41,931	7-9	T-2nd	-4.0
4/24	vs. MIA	H-D	L, 5-4	Luzardo-Elder-Head	38,440	7-10	T-3rd	-5.5
4/25	OPEN DATE						T-3rd	-5.5
4/26	vs. CHC	H-N	W, 3-1	Fried-Stroman-Jansen	31,990	8-10	T-3rd	-5.5
4/27	vs. CHC	H-N	L, 6-3 (10)	Robertson-Matzek-Wick	30,362	8-11	4th	-5.5
4/28	vs. CHC	H-N	W, 5-1	Wright-Smyly-None	34,183	9-11	4th	-5.0
4/29	at TEX	R-N	W, 6-3	Anderson-Richards-Jansen	25,829	10-11	T-3rd	-5.0
4/30	at TEX	R-N	L, 3-1	Dunning-Elder-Barlow	36,097	10-12	4th	-5.0
<b>APRIL TOTALS</b>				<b>482,314 (37,101 average in 13 dates)</b>			<b>10-12</b>	
5/1	at TEX	R-D	L, 7-3	Hearn-Muller-None	38,316	10-13	4th	-6.0
5/2	at NYM	R-N	W, 5-2	Fried-Bassit-Jansen	23,413	11-13	4th	-5.0
5/3	at NYM	R-D	L, 5-4	Peterson-Morton-Diaz		11-14	4th	-6.0
		R-N	L, 0-3	Carrasco-Wright-Lugo	27,206	11-15	4th	-7.0
5/4	at NYM	R-D	W, 9-2	Anderson-Megill-None	23,973	12-15	T-3rd	-6.0
5/5	OPEN DATE						3rd	-6.5
5/6	vs. MIL	H-N	L, 6-3	Lauer-McHugh-Hader	36,307	12-16	T-3rd	-7.0
5/7	vs. MIL	H-N	W, 3-2	Fried-Burnes-Jansen	37,857	13-16	3rd	-6.5
5/8	vs. MIL	H-D	W, 9-2	Morton-Ashby-None	36,551	14-16	T-2nd	-6.0
5/9	OPEN DATE						2nd	-6.0
5/10	vs. BOS	H-N	L, 9-4	Danish-Wright-None	38,378	14-17	2nd	-7.0
5/11	vs. BOS	H-N	W, 5-3	Jansen-Brasier-None	37,200	15-17	2nd	-6.0
5/12	OPEN DATE						T-2nd	-6.5
5/13	vs. SD	H-N	L, 11-6	Garcia-Smith-None	40,635	15-18	3rd	-6.5
5/14	vs. SD	H-D	W, 6-5	Jansen-Wilson-None	40,490	16-18	3rd	-6.5
5/15	vs. SD	H-D	L, 7-3 (11)	Crismatt-Stephens-None	40,114	16-19	3rd	-6.5
5/16	at MIL	R-N	L, 0-1	Peralta-Anderson-Hader	25,880	16-20	4th	-7.0
5/17	at MIL	R-N	W, 3-0	Davidson-Houser-Jansen	28,910	17-20	4th	-6.5
5/18	at MIL	R-D	L, 7-6 (11)	Kelley-Jansen-None	27,014	17-21	4th	-7.5
5/19	OPEN DATE						4th	-8.0
5/20	at MIA	R-N	W, 5-3	Morton-Rogers-Smith	9,776	18-21	T-2nd	-7.5
5/21	at MIA	R-N	W, 4-3	Wright-Hernández-Jansen	13,264	19-21	2nd	-7.0
5/22	at MIA	R-D	L, 4-3	Alcantara-Anderson-None	17,908	19-22	T-2nd	-8.0
5/23	vs. PHI	H-N	L, 7-3	Wheeler-Davidson-None	41,762	19-23	3rd	-9.0
5/24	vs. PHI	H-N	W, 6-5	Jansen-Nelson-None	32,274	20-23	T-2nd	-8.0
5/25	vs. PHI	H-N	W, 8-4	Strider-Suárez-None	29,339	21-23	2nd	-7.0
5/26	vs. PHI	H-N	L, 4-1	Nola-Wright-None	33,188	21-24	T-2nd	-7.5
5/27	vs. MIA	H-N	W, 6-4	Stephens-Bass-Jansen	40,064	22-24	2nd	-7.5
5/28	vs. MIA	H-D	L, 4-1	Alcantara-Davidson-Sulser	40,682	22-25	2nd	-8.5
5/29	vs. MIA	H-D	W, 6-3	Fried-Hernández-Jansen	39,669	23-25	2nd	-8.5
5/30	at ARI	R-N	L, 6-2	Gallen-Strider-None	20,735	23-26	2nd	-9.5
5/31	at ARI	R-N	L, 8-7 (10)	Melancon-Stephens-None	12,686	23-27	2nd	-10.5
<b>MAY TOTALS</b>				<b>564,510 (37,634 average in 15 dates)</b>			<b>13-15</b>	
6/1	at ARI	R-D	W, 6-0	Wright-Bumgarner-None	12,370	24-27	2nd	-10.5
6/2	at COL	R-N	W, 13-6	Anderson-Gomber-None	26,594	25-27	2nd	-9.5
6/3	at COL	R-N	W, 3-1 (10)	Minter-Estévez-Jansen	37,336	26-27	2nd	-8.5
6/4	at COL	R-N	W, 6-2 (11)	Minter-Chacin-None	41,054	27-27	2nd	-8.5
6/5	at COL	R-D	W, 8-7	Morton-Feltner-Jansen	39,409	28-27	2nd	-8.5
6/6	OPEN DATE						2nd	-9.0

H/R Date	Time/ Opp.	D/N	Result	Winner-Loser-Save	Attendance	GA W-L	Position	GB
6/7	vs. OAK	H-N	W, 3-2	Wright-Trivino-Jansen	33,981	29-27	2nd	-8.0
6/8	vs. OAK	H-N	W, 13-2	Anderson-Koenig-None	<b>42,075</b>	30-27	2nd	-7.0
6/9	vs. PIT	H-N	W, 3-1	Fried-Brubaker-Jansen	39,336	31-27	2nd	-6.5
6/10	vs. PIT	H-N	W, 4-2	Strider-Contreras-Jansen	<b>41,404</b>	32-27	2nd	-6.5
6/11	vs. PIT	H-D	W, 10-4	Chavez-Underwood-None	<b>41,219</b>	33-27	2nd	-5.5
6/12	vs. PIT	H-D	W, 5-3	Wright-Quintana-Jansen	35,446	34-27	2nd	-5.5
6/13	at WSH	R-N	W, 9-5*	Lee-Ramirez-None	20,571	35-27	2nd	-5.0
6/14	at WSH	R-N	W, 10-4	Fried-Tetreault-Stephens	24,490	36-27	2nd	-5.0
6/15	at WSH	R-N	W, 8-2	Strider-Fedde-None	21,153	37-27	2nd	-4.0
6/16	OPEN DATE						2nd	-4.5
6/17	at CHC	R-D	L, 1-0	Martin-Minter-Robertson	35,676	37-28	2nd	-5.5
6/18	at CHC	R-D	L, 6-2	Steele-Wright-None	40,755	37-29	2nd	-6.5
6/19	at CHC	R-D	W, 6-0	Anderson-Hendricks-None	40,369	38-29	2nd	-5.5
6/20	vs. SF	H-N	W, 2-1	Jansen-Doval-None	<b>40,589</b>	39-29	2nd	-5.5
6/21	vs. SF	H-N	L, 12-10	Rogers-O'Day-None	35,384	39-30	2nd	-5.5
6/22	vs. SF	H-N	W, 4-3	Minter-McGee-None	38,478	40-30	2nd	-4.5
6/23	vs. SF	H-D	W, 7-6	Wood-Wright-Jansen	36,870	41-30	2nd	-4.0
6/24	vs. LAD	H-N	L, 4-1	Urias-Anderson-Kimbrel	<b>42,105</b>	41-31	2nd	-5.0
6/25	vs. LAD	H-N	W, 5-3	Minter-Graterol-Jansen	<b>42,161</b>	42-31	2nd	-5.0
6/26	vs. LAD	H-D	L, 5-3 (11)	Kimbrel-O'Day-Graterol	<b>42,217</b>	42-32	2nd	-5.0
6/27	OPEN DATE						2nd	-5.0
6/28	at PHI	R-N	W, 5-3	McHugh-Bellati-Minter	27,725	43-32	2nd	-4.0
6/29	at PHI	R-N	W, 4-1	Wright-Suárez-Smith	25,621	44-32	2nd	-3.0
6/30	at PHI	R-N	L, 14-4	Nola-Anderson-None	30,131	44-33	2nd	-3.5
<b>JUNE TOTALS</b>				<b>511,265 (39,328 average in 13 dates)</b>		<b>21-6</b>		
7/1	at CIN	R-N	W, 9-1	Fried-Minor-None	28,606	45-33	2nd	-3.5
7/2	at CIN	R-D	W, 4-1	Strider-Mahle-Smith	26,755	46-33	2nd	-2.5
7/3	at CIN	R-D	L, 4-3	Strickland-Minter-None	21,418	46-34	2nd	-3.5
7/4	vs. STL	H-N	W, 6-3	O'Day-Hudson-Smith	<b>41,975</b>	47-34	2nd	-3.5
7/5	vs. STL	H-N	W, 7-1	Anderson-Pallante-None	35,656	48-34	2nd	-2.5
7/6	vs. STL	H-N	W, 3-0	Fried-Mikolas-Minter	36,718	49-34	2nd	-2.5
7/7	vs. STL	H-N	L, 3-2 (11)	Helsley-Matzek-Naughton	37,756	49-35	2nd	-3.5
7/8	vs. WSH	H-N	W, 12-2*	Morton-Fedde-None	<b>41,725</b>	50-35	2nd	-2.5
7/9	vs. WSH	H-D	W, 4-3	Wright-Corbin-Minter	<b>40,632</b>	51-35	2nd	-2.5
7/10	vs. WSH	H-D	W, 4-3 (12)	McHugh-Weems-None	32,053	52-35	2nd	-1.5
7/11	vs. NYM	H-N	L, 4-1	Scherzer-Fried-Diaz	<b>42,925</b>	52-36	2nd	-2.5
7/12	vs. NYM	H-N	W, 4-1	Matzek-Peterson-Minter	<b>42,217</b>	53-36	2nd	-1.5
7/13	vs. NYM	H-D	L, 7-3	Bassitt-Morton-None	34,879	53-37	2nd	-2.5
7/14	at WSH	R-N	W, 5-4	Wright-Sánchez-Jansen	25,577	54-37	2nd	-2.5
7/15	at WSH	R-N	W, 8-4	Anderson-Corbin-Minter	30,409	55-37	2nd	-2.0
7/16	at WSH	R-D	W, 6-3*	Fried-Espino-Jansen	37,880	56-37	2nd	-2.0
7/17	at WSH	R-D	L, 7-3	Cishek-Strider-None	26,043	56-38	2nd	-2.5
7/18	OPEN DATE							
7/19	MLB All-Star Game							
7/20	OPEN DATE							
7/21	OPEN DATE							
7/22	vs. LAA	H-N	W, 8-1*	Lee-Ohtani-None	<b>42,867</b>	57-38	2nd	-1.5
7/23	vs. LAA	H-N	W, 7-2	Wright-Sandoval-None	<b>42,827</b>	58-38	2nd	-0.5
7/24	vs. LAA	H-D	L, 9-1	Detmers-Anderson-None	<b>42,663</b>	58-39	2nd	-1.5
7/25	at PHI	R-N	L, 6-4	Bellati-Minter-Dominguez	25,452	58-40	2nd	-2.0
7/26	at PHI	R-N	W, 6-3	Strider-Nola-Jansen	27,486	59-40	2nd	-2.0
7/27	at PHI	R-D	L, 7-2	Gibson-Morton-None	29,038	59-41	2nd	-3.0
7/28	OPEN DATE						2nd	-3.0
7/29	vs. ARI	H-N	W, 5-2	Wright-Bumgarner-Jansen	<b>41,536</b>	60-41	2nd	-3.0
7/30	vs. ARI	H-N	W, 6-2	Anderson-Martin-None	<b>41,682</b>	61-41	2nd	-3.0
7/31	vs. ARI	H-D	W, 1-0	Jansen-Melancon-None	39,005	62-41	2nd	-3.0
<b>JULY TOTALS</b>				<b>637,116 (39,820 average in 16 dates)</b>		<b>18-8</b>		
8/1	OPEN DATE						2nd	-3.5
8/2	vs. PHI	H-N	W, 13-1	Strider-Nelson-None	38,932	63-41	2nd	-2.5
8/3	vs. PHI	H-D	L, 3-1	Wheeler-McHugh-Robertson	30,380	63-42	2nd	-3.5
8/4	at NYM	R-N	L, 6-4	Carrasco-Wright-Diaz	38,693	63-43	2nd	-4.5
8/5	at NYM	R-N	W, 9-5	Minter-Walker-None	40,305	64-43	2nd	-3.5
8/6	at NYM	R-D	L, 8-5	Odirizzi-Peterson-Diaz	37,790	64-44	2nd	-4.5
			L, 6-2	Scherzer-Fried-None	37,452	64-45	2nd	-5.5
8/7	at NYM	R-D	L, 5-2	deGrom-Strider-Diaz	37,717	64-46	2nd	-6.5
8/8	OPEN DATE							-7.0

FRONT OFFICE

MANAGER & STAFF

PLAYER BIOS

SEASON IN REVIEW

PLAYER DEVELOPMENT

BRAVES HISTORY

OPPONENTS

MISCELLANEOUS

H/R Date	Time/ Opp.	D/N	Result	Winner-Loser-Save	Attendance	GA W-L	Position	GB
8/9	at BOS	R-N	W, 9-7 (11)	Lee-Ort-Matzek	34,972	65-46	2nd	-7.0
8/10	at BOS	R-N	W, 8-4	Wright-Pivetta-None	35,406	66-46	2nd	-7.0
8/11	OPEN DATE						2nd	-7.0
8/12	at MIA	R-N	W, 4-3	Matzek-Hernández-Jansen	10,459	67-46	2nd	-6.0
8/13	at MIA	R-D	W, 5-2	Muller-Luzardo-Jansen	7,308	68-46	2nd	-5.5
	at MIA	R-N	W, 6-2	Anderson-Nance-Iglesias	11,910	69-46	2nd	-5.5
8/14	at MIA	R-D	W, 3-1	Matzek-Scott-Jansen	10,902	70-46	2nd	-5.5
8/15	vs. NYM	H-N	W, 13-1*	Strider-Carrasco-None	38,380	71-46	2nd	-4.5
8/16	vs. NYM	H-N	W, 5-0	Morton-Alvarez-None	37,449	72-46	2nd	-3.5
8/17	vs. NYM	H-N	L, 9-7*	Scherzer-Odorizzi-None	34,308	72-47	2nd	-4.5
8/18	vs. NYM	H-N	W, 3-2	Fried-deGrom-Jansen	39,378	73-47	2nd	-3.5
8/19	vs. HOU	H-N	W, 6-2	Wright-McCullers Jr.-None	<b>42,837</b>	74-47	2nd	-3.5
8/20	vs. HOU	H-N	W, 5-4 (11)	Stephens-Stanek-None	<b>42,893</b>	75-47	2nd	-3.0
8/21	vs. HOU	H-D	L, 5-4	Urquidy-Lee-Pressly	<b>42,531</b>	75-48	2nd	-4.0
8/22	at PIT	R-N	W, 2-1*	Odorizzi-Contreras-Jansen	11,231	76-48	2nd	-3.0
8/23	at PIT	R-N	W, 6-1	Fried-Brubaker-None	13,367	77-48	2nd	-2.0
8/24	at PIT	R-D	W, 14-2	Wright-Keller-None	12,060	78-48	2nd	-1.5
8/25	OPEN DATE						2nd	-2.0
8/26	at STL	R-N	W, 11-4	Strider-Quintana-None	46,027	79-48	2nd	-2.0
8/27	at STL	R-N	L, 6-5	Helsley-Jansen-None	46,119	79-49	2nd	-3.0
8/28	at STL	R-D	L, 6-3*	Helsely-Minter-Gallegos	42,897	79-50	2nd	-3.0
8/29	OPEN DATE						2nd	-3.0
8/30	vs. COL	H-N	L, 3-2	Ureña-Fried-Bard	34,237	79-51	2nd	-3.0
8/31	vs. COL	H-N	W, 3-2	Wright-Feltner-Jansen	29,554	80-51	2nd	-3.0
<b>AUGUST TOTALS</b>				<b>410,879 (37,353 average in 11 dates)</b>		<b>18-10</b>		
9/1	vs. COL	H-N	W, 3-0	Strider-Kuhl-Jansen	31,203	81-51	2nd	-3.0
9/2	vs. MIA	H-N	W, 8-1	Morton-Alcantara-None	<b>42,161</b>	82-51	2nd	-3.0
9/3	vs. MIA	H-N	W, 2-1	Matzek-Okert-None	<b>42,405</b>	83-51	2nd	-2.0
9/4	vs. MIA	H-D	W, 7-1*	Fried-López-None	<b>42,360</b>	84-51	2nd	-1.0
9/5	OPEN DATE						2nd	-1.0
9/6	at OAK	R-N	W, 10-9	Chavez-Payamps-Jansen	6,062	85-51	T-1st	--
9/7	at OAK	R-D	W, 7-3	Strider-Waldichuk-None	5,332	86-51	2nd	-0.5
9/8	OPEN DATE						2nd	-0.5
9/9	at SEA	R-N	W, 6-4	Morton-Ray-Jansen	42,114	87-51	1st	+0.5
9/10	at SEA	R-N	L, 3-1	Kirby-Fried-Sewald	44,965	87-52	2nd	-0.5
9/11	at SEA	R-D	L, 8-7	Sewald-Jansen-None	45,245	87-53	2nd	-1.5
9/12	at SF	R-N	L, 3-2	Cobb-Strider-Alexander	23,790	87-54	2nd	-1.5
9/13	at SF	R-N	W, 5-1	Wright-Junis-None	24,872	88-54	2nd	-0.5
9/14	at SF	R-D	L, 4-1	Rodón-Morton-Doval	25,093	88-55	2nd	-0.5
9/15	OPEN DATE						2nd	-1.0
9/16	vs. PHI	H-N	W, 7-2	Chavez-Domínguez-None	<b>42,578</b>	89-55	2nd	-1.0
9/17	vs. PHI	H-N	W, 4-3	Lee-Nola-Jansen	<b>42,542</b>	90-55	2nd	-1.0
9/18	vs. PHI	H-D	W, 5-2	Strider-Brogdon-None	<b>42,015</b>	91-55	2nd	-1.0
9/19	vs. WSH	H-N	W, 5-2	Wright-Abbott-Jansen	33,443	92-55	2nd	-1.0
9/20	vs. WSH	H-N	W, 3-2 #	Morton-Ramirez-Jansen	<b>40,224</b>	93-55	2nd	-1.0
9/21	vs. WSH	H-D	L, 3-2	Machado-Chavez-Finnegan	37,240	93-56	2nd	-1.0
9/22	at PHI	R-N	L, 1-0	Suárez-Fried-Alvarado	21,276	93-57	2nd	-1.5
9/23	at PHI	R-N	L, 9-1	Nola-Odorizzi-None	28,013	93-58	2nd	-2.5
9/24	at PHI	R-D	W, 6-3	Wright-Falter-Jansen	36,692	94-58	2nd	-1.5
9/25	at PHI	R-D	W, 8-7*(11)	Stephens-Bellati-None	32,090	95-58	2nd	-1.5
9/26	at WSH	R-N	W, 8-0	ELDER-Abbott-None	24,684	96-58	2nd	-1.0
9/27	at WSH	R-N	W, 8-2	McHugh-Espino-None	23,281	97-58	T-1st	--
9/28	at WSH	R-N	L, 3-2 (10)	Finnegan-Stephens-None	24,876	97-59	2nd	-1.0
9/29	OPEN DATE						2nd	-1.0
9/30	vs. NYM	H-N	W, 5-2	Fried-deGrom-Jansen	<b>42,402</b>	98-59	T-1st	--
10/1	vs. NYM	H-N	W, 4-2	Wright-Scherzer-Jansen	<b>42,561</b>	99-59	1st	+1.0
10/2	vs. NYM	H-N	W, 5-3	Lee-Bassitt-Jansen	<b>42,713</b>	100-59	1st	+2.0
10/3	at MIA	R-N	L, 4-0	Luzardo-Elder-None	10,767	100-60	1st	+1.5
10/4	at MIA	R-N	W, 2-1 §	Odorizzi-Garett-Jansen	14,138	101-60	1st	+1.0
10/5	at MIA	R-N	L, 12-9	Nardi-Chavez-Floro	12,195	101-61	T-1st	--
<b>SEPT/OCTOBER TOTALS</b>				<b>523,847 (40,296 average in 13 dates)</b>		<b>21-10</b>		

**SEPT/OCTOBER TOTALS**

**Bold** indicates sellout  
 Pitchers in CAPS indicates complete game  
 \* Rain Delay  
 # Clinched Postseason Berth  
 § Clinched Division Title (10/4)

<b>Home Sellouts</b> 42 (Last: 10/2 vs. NYM)	<b>Weather Delays</b> 11 (9/25 at PHI)	<b>Extra-Inning Games</b> 13 (6-7)
---	---	---------------------------------------

## 2022 YEAR-END NOTES

**22 IN '22:** The Braves clinched the 22nd division title in franchise history this season, beating Miami, 2-1 on October 4 at loanDepot Park to win the National League East...The 22 division titles are the most in major league history, two more than New York (AL) and Los Angeles (NL)... This season also marks the franchise's 28th postseason berth in the modern era and its fifth straight.

- A* The Braves won a major league-record 14 consecutive division titles from 1991-2005, with the first three coming as NL West champs before moving into the NL East in the strike-shortened 1994 season...They also won the West in 1969 and 1982, and the East in 2013 and every year since 2018.
- A* The five straight division titles marks the longest streak in baseball...The Dodgers had won the NL West in eight straight seasons before finishing second to San Francisco last year.
- A* The Braves clinched in game No. 161, the latest by team game the club won the division since taking the crown in game No. 161 in 1991...They only clinched two other divisions later in the season: they took the West in 1982 and 1993 in the final game of the season...They also clinched in 1969 in Game No. 161.
- A* The Braves became the last division winner in baseball...Last season, the Braves became the last National League team to clinch a playoff berth and the fifth division winner in baseball.
- A* The Braves' five straight playoff appearances marks the club's longest streak since their 14-year run from 1991-2005.
- A* The only other National League teams to make the postseason in each of the last five years is the Dodgers...The Dodgers are working on a 10-season run...In the American League, New York and Houston have both been in the last five years, with both teams owning six-season runs.

**101 WINS:** The Braves won 101 games this season, tied for the sixth-highest single-season win total in franchise history...The 101 wins were the club's most since also winning 101 in 2003... The franchise record is 106, set by the 1998 club.

- A* Only two other Braves team in the modern era (since 1900) won more games than this year's squad: the 1993 team went 104-58, while the 1999 Braves were 103-59.
- A* The 1898 and 1892 Boston Beaneaters both won 102 games.
- A* The Braves finished tied for the third most wins in the majors with the Mets...Only the Dodgers (111) and Houston (106) won more games than the Braves this season.
- A* This marked the Braves' fifth consecutive winning season...They went 90-72 in 2018, 97-65 in 2019, 35-25 in 2020, and 88-73 in 2021...The Braves' 411 wins since 2018 are the second most in the National League, 47 behind Los Angeles for the league lead.
- A* The last time the Braves had five straight winning seasons was during a string of five-consecutive winning seasons from 2009-13.
- A* This marks the club's 59th winning season in the modern era (since 1900), and their 33rd since the club moved to Atlanta in 1966...The 33 winning seasons since 1966 are the third most in the National League, and 12 off the lead of the Los Angeles Dodgers...St. Louis has 42

**FIRST PLACE:** Atlanta finished the season as NL East champs despite being in first place for nine total days...The Braves' first day in first place was not until September 6, and after play that day, they were tied with the Mets...The club's first day of sole possession of first place was September 9.

- A* In all, they were in sole possession of first place for six total days (September 9 and then October 1 through the end of the season).
- A* According to research by the Elias Sports Bureau, only five teams in history have finished first in their division or league after leading for fewer than 10 days of the season...The fewest days is four, set by the 2006 Minnesota Twins.
- A* The 2007 Philadelphia Phillies led for five days, while the 1964 Cardinals had the top spot for six days...The 1951 Giants led for seven days and the 2009 Twins led for nine days.
- A* The previous Braves record prior to this season was 22 days by the 1883 club...The modern-era record was 27 days for the 1991 Braves.

**14 STRAIGHT WINS:** The Braves won 14 consecutive games from June 1-15, tied for the longest win streak in the majors this season...Seattle also won 14 in a row, July 2-17.

- A* Atlanta's 14-game win streak tied for the second longest in the franchise's modern era, one game shy of the team's post-1900 record set in 2000.
- A* The 2013 team compiled a 14-game streak from July 26-August 9, while the modern-era franchise record was set from April 16-May 2, 2000.
- A* Including pre-1900 teams, the longest winning streak in franchise history is 18 straight by the 1891 Boston Beaneaters...The only other run longer in the 19th century than the Braves' current stretch was a 17-game streak by the 1897 Beaneaters.
- A* The last team in the majors with a longer winning streak was St. Louis in September of 2021...The Cardinals won 17 straight from September 11-28.
- A* Atlanta outscored the opposition 101-41 (+60) during their streak...They had a 2.72 ERA (39 ER/129.0 IP) during the stretch, while they hit 35 home runs and compiled a .924 OPS.

**DEFICIT OVERCOME:** The Braves overcame a 10.5 game deficit in the NL East this season, the largest deficit the team ever overcame to win a division title...The previous record was 10 games in 1993.

- A* The Braves were a season-worst 10.5 games behind the first-place Mets on June 1...From that date through the end of the season, Atlanta played to a 78-34 (.696) record, the best mark in baseball...New York went 67-44 (.604), the sixth-best mark in the majors...From June 1 through the end of the season, the Braves played at a 113-win pace for a full season...Only three teams in major league history have won more than 113 games in a season: the 2001 Mariners (116), 1906 Cubs (116), 1998 Yankees (114).
- A* The 1993 Braves were 10 games behind first-place San Francisco in the NL West after play on July 22...The Braves ended up winning the division by one game with 104 wins.
- A* The biggest deficit a Braves club has overcome to make the postseason is 15 games in 1914...The Boston Braves were 15 games behind first-place New York and in last place after play on Independence Day before going 68-19 (.782) over the last 87 games to win the pennant on their way to a World Series title.



**ROSTER:** The Braves used 53 different players this season, three less than the club employed last season.

- A* The Braves used 24 position players and 29 pitchers (with two position players pitching), with SS Dansby Swanson and 1B Matt Olson as the only two players in the majors to play all 162 games this season...Swanson was the only player in baseball to make 162 starts, while Olson was one of three players (Francisco Lindor and Marcus Semien) to make 161 starts... LHP A.J. Minters led all Braves relievers with 75 appearances, while RHP Charlie Morton made a team-high 31 starts.
- A* The 31 different players that pitched for Atlanta this season tied for the eighth-smallest total in the major leagues with Los Angeles (NL)...The Astros only used 22, fewest in the majors.
- A* Minter finished with the fourth-most appearances in the majors, two off the lead of Adam Cimber and Emmanuel Clase...Morton, LHP Max Fried (30 starts) and RHP Kyle Wright (30 starts) were among the 50 players in the majors this season to make at least 30 starts.
- A* The Braves used 12 rookies this season, including nine pitchers (RHP Jesús Cruz, LHP Tucker Davidson, RHP Bryce Elder, LHP Dylan Lee, LHP Kyle Muller, RHP Spencer Strider, RHP Freddy Tarnok, RHP William Woods, and LHP Danny Young)...The three position players were INF Rylan Bannon, INF Vaughn Grissom and OF Michael Harris II...Bannon, Elder, Grissom, Harris II, Tarnok, Woods and Young all made their MLB debut this season...Bannon (Orioles) and Young (Mariners) made their debuts elsewhere this season before joining the Braves later in the year.
- A* The Braves received 5.7 fWAR from their rookie position players, most in the majors, while also getting a major league-high 6.7 fWAR from rookie pitchers.

**SNIT:** Brian Snitker completed his 46th season in the Braves organization in 2022, and his sixth full campaign as the Braves manager...Snitker took over on an interim basis on May 17, 2016, before being named Atlanta's manager on October 11, 2016...Snitker joined the organization as a non-drafted free agent in 1977.

- A* Snitker is 542-451 (.546) at the major league level and was named NL Manager of the Year in 2018...He was a finalist for the award in 2019, and finished fourth in 2020 and 2021.
- A* He collected his 500th career victory this season on July 26 in Philadelphia to become the fifth manager in franchise history to reach the milestone...Three of the four (Bobby Cox, 2,149; Frank Selee, 1,004; Bill McKechnie, 560) are in the Hall of Fame...The other, George Stallings (579), is not in the Hall of Fame, but won the franchise's first World Series title in 1914.
- A* Snitker became the 138th manager to reach 500 wins in MLB history...Only 61 of those managers, however, have a World Series title.
- A* Snitker managed for 20 seasons in the minor leagues, compiling a 1,301-1,309 (.498) record, while five of his clubs advanced to postseason play...He was named Manager of the Year twice while in the minor leagues, winning the award in 1999 and 2000 with Single-A Myrtle Beach.
- A* Snitker is the first manager in franchise history to take the team to the postseason five times in his first six full seasons.

**ATTENDANCE:** The Braves played host to 3,129,931 fans this season, which is the club's highest number of tickets sold since 2000 and the sixth highest single-season ticket sales number in franchise history.

- A* Truist Park sold out 42 games, which equals 52% of the team's home games...Of those 42 games, the Braves had at least one sellout on each day of the week.

- A* Atlanta averaged 38,641 fans per game, the fourth-highest mark in the majors...Only Los Angeles, St. Louis and New York (AL) had higher per game numbers.
- A* The team has greeted a total of 13,146,357 fans to Truist Park in the five seasons fans have been in the stands...The Braves drew a season-high 42,925 fans on July 11 vs. the Mets.

**SCORE FIRST:** The Braves went 73-13 (.849) this season when they scored the first run of the game...That was the second-best such mark in the majors, trailing only the Dodgers, who were 76-13 (.854) when they scored first.

- A* The Braves only lost 20 times in games they led at any point this season, the fewest such losses in the majors...The Dodgers and Mets both had 21 such losses.
- A* The Braves played 67 games in which they never trailed this season, the third most games in the majors...Only Houston (74) and the Mets (71) had more.
- A* Despite the success when scoring first, the Braves only scored 71 runs in the first inning this season, seventh fewest in the majors and the least of any playoff team.

**SLOW START:** The Braves were the last team in the majors to compile a three-game winning streak this season, with their first not coming until they won 14 straight, June 1-June 15.

- A* Atlanta went 0-6 when trying to win three straight games before beating Colorado, 3-1, in 10 innings on June 3...This marked the deepest the Braves went into a season without a three-game winning streak since 2001...That club also fashioned their first three-game winning streak, June 1-3, and went on to win three more in a row for a six-game streak...They then went on to win the NL East.
- A* Prior to the start of the club's 14-game streak, Atlanta was a season worst-tying four games under .500 at 23-27...As noted earlier, the club then went a major league-best 78-34 (.696) from the start of June through the end of the season.

**AT HOME:** The Braves went 55-26 at home this season, winning at least 55 home games in a season for the seventh time in franchise history.

- A* The franchise record is 62, done by the 1899 Boston Beaneaters...Five teams won 56 games, most recently the 2013 squad, while the 2003 team won 55.
- A* Atlanta's .679 winning percentage tied for the third-best home record in the majors with Houston...The Dodgers and Yankees both went 57-24 (.704).
- A* Atlanta went 9-0-1 over their final 10 home series...Their last home series loss came on July 11-13 against New York (lost two of three)...After the All-Star break, Atlanta went 24-6 (.800) at home.
- A* The club lost home games on consecutive days twice all season, with the final time coming on April 23-24 vs. Miami.
- A* Atlanta outscored the opposition by 113 runs (395-282) at home this season, while outperforming them 125-65 (+60).

**NO LONG LOSING STREAKS:** The Braves went the entire season without being swept, becoming just the sixth team since 1990 to go an entire season without being swept and the first team in a full season to do so since the 2004 Braves, who won 96 games and a NL East crown.

- A* The Braves swept 13 series, including their last home set of the year against New York (NL), September 30-October 2.

- A* The Braves did not have a losing streak longer than three games, and only lost three straight four times...The last Braves team without a losing streak longer than three games was the also the 2004 club.
- A* Atlanta was the last team in the majors to suffer through a three-game skid, with the club's first coming August 6-7, games No. 108-110...This season marked the deepest a team has gone into a season without a three-game skid since 2001, when the Mariners did not suffer through their first until games No. 147-150 (a four-game streak).
- A* That 2001 Mariners team also holds the major league record for the deepest any team has gone into a season without a three-game skid.
- A* The Mariners won 116 games that season, tying the major league record for most victories in a single season first set by the 1906 Chicago Cubs.
- A* This season marked the deepest by games played the Braves have ever gone into a season without losing three games in a row...The previous franchise record was held by the 1884 Boston Beaneaters, which did not suffer through their first three-game losing streak until games 72-77, when they lost five straight...The Beaneaters had a tie in game No. 73, so their first three-game losing streak was game No. 72, 74 and 75.

**VS. LHP:** The Braves went 37-17 (.685) against left-handed starters this season, the third-best record in the majors...Only Houston (42-12, .778) and St. Louis (24-11, .686) were better.

- A* Since 2018, the Braves are 112-79 (.586) against lefty starters, the second-best mark in the National League...Only Los Angeles (148-82, .643) has been better.
- A* The Braves won 11 straight games over left-handed starters, May 8-June 12, the second consecutive season the team had a such double-digit streak...They won 10 straight, August 3-August 22, 2021.

**NIGHT/DAY:** The Braves went 24-27 (.471) in day games this season, the 12th worst such record in the majors...In night games, however, the Braves led the majors with a .694 (77-34) winning percentage.

- A* Atlanta had a .778 OPS in night games, percentage points behind Toronto's .778 major league-leading mark...The Braves' daylight OPS was .724.

**OUTSIDE THE DIVISION:** The Braves went 53-33 (.616) in their 86 games outside of the NL East this season.

- A* They went 21-12 (.636) against the NL Central, 19-14 (.576) against the NL West, 3-1 against the AL East (.750) and 10-6 (.625) against the AL West.

**WINS IN WASHINGTON:** The Braves won a franchise-record 13 consecutive games in Washington over the last two seasons...They lost the first game at Nationals Park last season, then won the final eight games there plus the first five this season...Over the 13 games, Atlanta outscored Washington, 85-40, and hit 35 home runs.

- A* The 13 consecutive wins mark the longest winning streak ever by any team in Nationals Park...The Nationals held the previous record, compiling three different nine-game runs, with the last coming in 2019...The previous longest streak by a visiting team was eight games by Miami from 2010-2011.
- A* The Nationals ended the run with a 7-3 win on July 17.

**JUNE SUCCESS:** The Braves went 21-6 (.778) in June this season, tying the Atlanta-era record for most wins in a calendar month.

- A* The club had won 21 times in a single month three times previous and last in June of 2002... The 1998 team won 21 in May, while the 1999 team went 21-7 in August...The modern-era franchise record for most wins in a month is 26, done by the 1914 club in September.
- A* The Braves finished a loss shy of the Atlanta-era record for winning percentage in a calendar month...The 2002 team went 21-5 (.808) in June...Only one other team in the franchise's modern era had a winning percentage over .800 for a calendar month (minimum 12 games)... The 1914 team went 26-5 (.839) in September on their way to the club's first ever World Series title.

**MONTHLY SUCCESS:** The Braves went 21-6 in June and 18-8 in July, marking the first time the club had consecutive full calendar months with single-digit losses since 2004, when that club went 20-6 in July and 20-8 in August on their way to 96 wins and a NL East title.

**VS. THE CENTRAL:** The Braves finished 21-12 (.636) against the NL Central this season after they went 22-12 (.647) against the division in 2021.

- A* That 22-12 record last season was the best by any National League team against the Central.
- A* Since 2018, when the Braves started a string of five consecutive division titles, Atlanta is 81-51 (.614) against the NL Central, the best record of any NL team...In all of the majors, only Oakland and Toronto at 10-6 (.625) have been better over this span.
- A* The Braves have knocked out a Central opponent in each of the last two postseasons...They beat Milwaukee in four games during the NLDS last season after sweeping Cincinnati in the Wild Card Round in 2020...St. Louis beat Atlanta in five games in the 2019 NLDS.

**HIT A HOMER:** The Braves went 91-35 (.722) when they hit at least one home run this season, the most such victories in the major leagues.

- A* The Braves led the majors this season, hitting a home run in 126 games.
- A* When the club did not homer, they were 10-26 (.278), the ninth-worst mark in baseball.
- A* Atlanta lost eight of their last nine such games with no home runs, although the team's one win in that stretch came on October 4 at Miami, when they clinched the NL East with a 2-1 win over the Marlins.

**ON THE ROAD:** The Braves went 46-35 (.568) away from Truist Park this season, tied for the fourth-best road record in the majors...Since 2018 and the start of this five-season playoff run, the Braves are the third-best road team in the majors with a mark of 202-152 (.571)...Only Los Angeles (NL) at .616 and Houston at .584 have been better over the last five seasons.

- A* The Braves won a major league-high 10-straight road games, August 9-August 26, tying the third longest single-season road winning streak in franchise history.
- A* Atlanta outscored the opposition 68-27 (+41) during this 10-game streak.
- A* Last year's club won a franchise-record 13-consecutive road games, July 29-August 22... The streak included sweeping a nine-game road trip through Washington (three games), Miami (three games) and Baltimore (three games), August 13-August 22.
- A* The 1890 Boston Beaneaters won 11 straight from June 20-July 4, before the 1956 team matched the mark, winning 11 straight away from County Stadium, June 17-June 25, as part of a 21-game, six-city road trip.

- A* The 1993-94 Braves compiled a 12-game road win streak, but did it over the course of two seasons, from September 25, 1993-April 17, 1994.
- A* The last team to have double-digit road win streaks in consecutive seasons was the Houston Astros...The 2017 and 2018 clubs each had a 11-game road win streak.

**VS. PITTSBURGH:** The Braves finished off a season sweep of Pittsburgh on August 24, winning, 14-2, to go 7-0 against the Pirates this year.

- A* This season marked just the second time in the franchise's modern era they swept a season series of seven or more games with an opponent...The 1993 Braves went 13-0 against Colorado.
- A* The club did it three times prior to 1900, first in 1876 as the Boston Red Stockings against Cincinnati, going 10-0 against the Reds, who went 9-56 for the year...The second time was as the Boston Beaneaters in 1883...They went 14-0 against the 17-81-1 Philadelphia Quakers... The final time was 1892, when the Beaneaters went 13-0 against the Baltimore Orioles.

**TITLE DEFENSE:** The Braves went 101-61 after winning the World Series in 2021, becoming the 18th team in history to win triple digits in their title defense, and the fourth in the last 40 years.

- A* The last team to do it was the 2021 Dodgers, who won in 2020 and then went 106-56 defending their title...They lost to Atlanta in the LCS last season.
- A* The Braves won their first World Series title in 1914 as the Boston Braves, before winning in 1957 as the Milwaukee Braves, and 1995 as the Atlanta Braves.
- A* In the following season after the club's last two titles, the Braves made the World Series, but lost both times to the Yankees...They lost the '96 World Series in six games, and the '58 Fall Classic in seven.
- A* In 1915, the Braves went 83-69 and finished in second place, seven game behind the pennant-winning Philadelphia Phillies.
- A* The last World Series winner to win the pennant the following year was the Philadelphia Phillies, who won in 2008 and then lost to the Yankees in 2009...The last team to win consecutive World Series titles was the Yankees, who won three straight, 1998-2000.

**OVERALL PITCHING:** The Braves allowed 609 runs this season, fifth fewest in baseball and third fewest in the National League...They had a 3.46 team ERA, which ranked fifth in the majors and also third in the N.L...Opponents batted .226 (1,224-for-5,413) against Braves pitching, which ranked fourth in the majors and second in the N.L...Atlanta pitchers struck out 1,554, the second most in the majors, while walking 500, 15th fewest...The club allowed 148 home runs in 2022, fourth fewest in all of baseball.

	2021	2022
<b>ERA:</b>	3.88	3.46
<b>Runs Allowed:</b>	656	609
<b>Earned Runs:</b>	608	556
<b>Innings:</b>	1,410.2	1,448.0
<b>Batting Average:</b>	.234	.226
<b>On-Base Percentage:</b>	.308	.297
<b>Slugging Percentage:</b>	.392	.354
<b>Walks:</b>	516	500
<b>Strikeouts:</b>	1,417	1,554

- A* The Braves staff allowed an average exit velocity of 88.1, sixth softest in the majors...Atlanta allowed just 262 barrelled balls in 2022, fourth fewest in baseball...Only the Astros (248), Dodgers (255) and Giants (260) allowed fewer.
- A* Just three Braves pitchers - William Woods, Freddy Tarnok and Bryce Elder - made their major league debuts...The three combined to throw just 56.2 innings for Atlanta this season, with 54.0 of those coming from Elder.

**STARTERS:** The Braves used 12 starting pitchers this year after using 11 different starters last season...Six of those 12, however, registered single-digit starts for the club...Overall, the starters went 70-40 (.636) on the season, the third-best record in the majors in 2022 (second best in the National League)...They tossed 890.1 innings, the seventh most in baseball and third most in the National League, while their 3.72 ERA (368 ER) was ninth best in the majors.

- A* The 70 wins compiled by Atlanta's rotation marked the most for the club since 2003, when that staff went 74-39.
- A* The Braves rotation combined to strike out 924 batters, most in a single season in franchise history...Atlanta had two starters rank in the top six in the N.L. in strikeouts for the season, with Charlie Morton (205) and Spencer Strider (202) finishing fifth and sixth, respectively.
- A* Five different starters - Ian Anderson, Max Fried, Charlie Morton, Spencer Strider & Kyle Wright - made at least 20 starts for the club, and combined to start 82% (133-of-162) of Atlanta's games this season...In games started by those five, Atlanta went 90-43 (.677)...In games started by anyone else, the Braves were 11-18 (.379).
- A* The Braves pitched just one complete game, a shutout by RHP Bryce Elder on September 26...It was the first 9.0-inning complete game for a Braves starter that was not Max Fried since Mike Folytnewicz pitched two in 2018.

**RELIEVERS:** The Braves bullpen used 23 different pitchers in a relief role this season, one fewer than last season...Ten of those 23 made no more than three relief appearances for the club...Atlanta relievers went 31-21 with a 3.03 ERA (188 ER/557.2 IP) and converted 55-of-82 save opportunities.

- A* The Braves' 3.03 ERA in relief was fourth best in the majors, behind just the Astros (2.80), Dodgers (2.87) and Yankees (2.97)...From the start of September through the end of the season, Atlanta's 2.11 ERA (26 ER/110.2 IP) in relief was best in baseball.
- A* Atlanta relievers combined to fan 630 batters on the season, most in a season in franchise history...No other Braves relief corps had ever struck out even 600, with the 2019 club holding the previous mark (598 strikeouts)...The Braves were one of just three team in baseball to strike out more than 10.0 batters per 9.0 innings in relief.
- A* From the start of the season until August 4, the day before Raisel Iglesias debuted with the club, Atlanta pitched to a 3.20 ERA in relief.
  - A* From August 5 until the end of the season, the Braves pitched to a 2.72 ERA in relief, the third lowest mark in baseball.
  - A* Iglesias made 28 appearances with the club after Atlanta acquired him at the trade deadline, and he surrendered just one earned run in 26.1 total innings (0.34 ERA).

**SAVES:** Atlanta relievers went 55-for-83 in save opportunities, the most saves in the majors... The Braves' 28 blown opportunities tied for seventh most...Six different pitchers recorded saves for the club, after just four did so last year.

- A* Kenley Jansen led the club and the National League with 41 saves, while A.J. Minter and Will Smith each logged five, Jackson Stephens tallied two and Tyler Matzek and Raisel Iglesias collected one apiece.
- A* Jansen's 41 saves trailed just Cleveland's Emmanuel Clase for most in the majors, and were the most for a Braves reliever since Craig Kimbrel closed out 47 games in 2014...Jansen's total this season was eighth most of any Atlanta closer in franchise history.
- A* Atlanta blew just one more save than it did last season, while converting 15 more...Jansen blew seven of his 48 total chances, third most in baseball...Only Milwaukee's Taylor Rogers (10) and Philadelphia's David Robertson (8) blew more, but those two combined to convert just 51 total times.

**STRIKEOUTS:** Braves pitchers combined to strike out 1,554 batters this season, most in a single year in franchise history...The club had never reached even 1,500 strikeouts in a single campaign, with the 2018 staff's 1,423 strikeouts holding the record previously.

- A* Just one team in baseball fanned more batters this season...The Mets totalled 1,565 strikeouts, 11 more than Atlanta.
- A* Each of the last four full seasons rank as the top four years by strikeout totals in franchise history...The 2019 club had 1,393 to rank fourth, last year had 1,417 to rank third, and the 2018 club had 1,423.
- A* Atlanta pitchers fanned at least 16 batters in a nine-inning game seven times this season, tied for most in the National League...As a franchise, the Braves have at least 16 strikeouts in a nine-inning game just 17 times in history...Seven of those (41%) came this year.

**ROOKIES:** Atlanta got 6.7 fWAR from its rookie pitchers this season, most in the majors... Spencer Strider recorded 4.9 fWAR, Dylan Lee compiled 1.1 in relief, and Bryce Elder (0.8) and Tucker Davidson (0.1) each contributed to Atlanta's total.

- A* The Braves compiled just 4.8 fWAR from rookie pitchers in the previous two seasons combined.
- A* Strider was named NL Rookie of the Month for July after going 2-1 with a 2.70 ERA (8 ER/26.2 IP) over five starts in the month...Five of the eight runs came in one start, July 17 at Washington...In his other four turns, he went 2-0 and pitched to a 1.19 ERA (3 ER/22.2 IP) with 37 strikeouts.
- A* Strider and Michael Harris II teamed to win each of the final four Rookie of the Month awards for the National League...The Braves' 12.4 total fWAR from their rookie class was the most in baseball.

**HOME RUNS:** The Braves' pitching staff combined to allow just 148 homers on the season, fourth fewest in baseball...Only the Giants (132), Astros (134) and Cardinals (146) allowed fewer.

- A* That total was fewest for Atlanta in a full, 162-game season since 2014, when the Braves surrendered 121 homers on the year.
- A* Max Fried allowed just 12 homers in 185.1 innings on the season, and his 0.58 home runs per 9.0 innings was second lowest in the National League...Since becoming a full-time starter in 2019, his 0.79 homers per 9.0 innings is second lowest in baseball (min. 500 IP), behind just the Phillies' Zack Wheeler (0.77).

**HOLDS:** The Atlanta relief corps amassed 114 holds this season, most in the National League and second most in the majors...Only Tampa Bay had more, with 116.

- A* A.J. Minter had 34 holds, most in the majors, while Collin McHugh (17), Raisel Iglesias (15), Jesse Chavez (10) and Will Smith (10) each had double-digits.
- A* Minter's 34 holds were the most by an Atlanta reliever since 2011, when Jonny Venters tallied 35 on his way to the N.L. All-Star team.

**HIGH LEVERAGE:** Atlanta relievers appeared in 182 high-leverage situations as determined by Baseball Reference, tied for third most in the National League and tied for fifth most in baseball.

- A* A.J. Minter and Kenley Jansen combined to appear in 78 total high-leverage situations, second most in baseball among teammates behind Milwaukee's Brad Boxberger and Devin Williams, with 90.

**OVERALL OFFENSE:** The Atlanta offense combined to bat .253/.317/.443 over 162 games this season, with 243 homers and 789 total runs...Atlanta drew 470 walks on the season and struck out 1,498 times.

- A* Just two major league teams scored more runs than Atlanta, who ranked second overall in National League...Only the Dodgers (847) and Yankees (807) scored more runs.
- A* The Braves' .253 average ranked ninth in the majors, as did the club's .317 on-base percentage...Atlanta's .443 slugging percentage paced the majors.
- A* League-wide, Atlanta's .761 OPS was second-best in the majors, only trailing Los Angeles (NL), which posted a .775 mark.
- A* The Braves' 470 walks were 19th most in the majors and 11th most in the NL...Atlanta's 1,498 batting strikeouts were the most in the NL...The Los Angeles Angels were the only major league club with more (1,539).

**HOME RUNS:** The Braves hit 243 home runs this season, leading the National League and ranking second in Major League Baseball...The New York Yankees were the only team with more (254).

- A* The Braves' home run total stands as the second-best mark in team history, behind the 249 longballs the 2019 team had.
- A* Twenty-five other teams in MLB history have reached the 243 homer mark in a single season...In the history of the National League East division, only five individual clubs have eclipsed 235 home runs: Atlanta (2003, 2019, 2021, 2022) and New York (2019).

**GEORGIA-BORN HOMERS:** This season, the trio of 1B Matt Olson (34 home runs), SS Dansby Swanson (25) and CF Michael Harris II (19) combined to hit 78 homers, the most in a single season by Georgia-born players in Atlanta franchise history (since 1966).

- A* On August 22 at Pittsburgh, Harris hit a two-run, opposite-field home run, signifying the Braves' 55th Georgia-born home run of the season...Before this year's club, two other Braves squads shared the record of 54 home runs by Georgians.
- A* The 2006 received home runs from OF Jeff Francoeur (29), C Brian McCann (24) and RHP Kyle Davies (1).
- A* In 2019, five players combined for the total: Swanson (17), McCann (12), C Tyler Flowers (11), OF Nick Markakis (9) and INF Charlie Culberson (5).



- A* Olson was born in Atlanta and attended Parkview HS, Swanson was born in Kennesaw and attended Marietta HS and Harris II was born in DeKalb, , graduating from Stockbridge HS.
- A* Since the club moved to the state in 1966, 24 different Georgians have homered for the club, the first being Atlanta native Mack Jones in 1966 and the most recent being Olson on October 5.

**BATTING NINTH:** 14 different Braves occupied the ninth spot in the batting order this season... While batting in that position, those 14 players combined to hit .269 (149-for-554) with 26 home runs, 96 RBI and 84 runs...In 2022, the league-average team received a .226 batting average, 13 home runs, 58 RBI and 64 runs scored from the ninth position.

- A* Michael Harris II was most often the Braves' ninth-place hitter, playing 64 games (all starts) in that slot...He hit .303/.337/.533 out of the last spot with 12 home runs, 38 RBI and 44 runs scored.
- A* After his trade to Atlanta, Robbie Grossman played 34 games (31 starts) batting ninth, hitting .228/.313/.406 with five home runs, 20 RBI and 13 runs scored.
- A* Dansby Swanson batted ninth 23 times early in the season, slashing .269/.310/.449 with three home runs, 13 RBI and eight runs.

**BEFORE AND AFTER:** Through the first two months and 50 games of the regular season, Atlanta was 23-27 and 10.5 games behind the New York Mets in the NL East...The team then won 14 games in a row, scoring six or more runs in nine of those contests.

- A* Prior to the streak, the Braves ranked 12th in the majors in OPS (.709), 15th in runs scored (207), 19th in batting average (.235) and 20th in on-base percentage (.304).
- A* From June 1 through the rest of the season, Atlanta paced the National League and ranked second in MLB with 582 runs...The club's 395 extra-base hits, 181 home runs and .783 OPS all ranked second in MLB from the beginning of June.
- A* Within that time frame, 1B Matt Olson ranked third in MLB with 28 home runs and 82 RBI...3B Austin Riley ranked fourth in the National League with a .541 slugging percentage.

**YOUNG HITS:** OF Michael Harris II (123) and INF Vaughn Grissom (41) combined to record 164 hits this season, the most on a major-league team by players aged 21-or-younger.

- A* The Braves' 164 hits by 21-year-olds (or younger) are the most league-wide since they did it in 2019 (181) alongside Toronto (187) and Washington (198).
- A* The MLB record for most hits by players prior to their 22nd birthday is held by the 1975 Montreal Expos, who got 301 hits from Larry Parrish (146), Gary Carter (136), Ellis Valentine (12) and Dennis Blair (7).
- A* The Braves record is held by the 2018 club that challenged Montreal's record with 296 hits by these players...Ozzie Albies (167), Ronald Acuña Jr. (127), Kolby Allard (1) and Mike Soroka (1) recorded those hits.

**WITH RISP:** Atlanta ranked fourth in the National League with a .268 batting average (334-for-1,244) with runners in scoring position, which was also good for sixth in Major League Baseball..

- A* Also had the third-highest OPS (.797) in the majors with runners in scoring position and the third-most home runs in baseball (55) in such situations.
- A* Atlanta's batting average with runners in scoring position was seven points lower when there were two outs, second the majors at a .271 clip and only trailing Cincinnati (.263).

- A* With two outs and RISP, the Braves' 28 home runs were second in the National League and third in the majors...Also had the second-best OPS the majors with a .795 mark in these situations.

**STARTER VS. RELIEVER:** The Braves combined to hit .258 off of opposing starting pitchers this season, good for the fifth-best average in the National League...Conversely, the Braves hit .011 points lower against relievers at .247, yet still the fourth-best mark in the NL and seventh in Major League Baseball.

- A* Atlanta's 152 home runs off starting pitchers were the most in MLB...Its 91 home runs off relievers ranked third.

**FACING LEFTIES:** Atlanta went 37-17 (.685) when facing a left-handed starting pitcher this season, the third-best winning percentage in MLB...Houston finished 42-12 (.778) against lefties and St. Louis finished 24-11 (.868).

- A* Since the start of 2018, only Los Angeles (148-82, .643) in the National League has been better against left-handed starters than Atlanta (112-79, .586)...Houston (.660) and New York (.615) are the only teams that have been better in the American League.

- A* Overall, the Braves hit .269/.340/.464 (281-for-1,043) off left-handed starters this season with 43 home runs.

- A* Atlanta had a .782 OPS against lefties in total this season, one of just three teams in baseball with an OPS over .775 against left-handers...St. Louis has compiled an .809 mark, while the Astros have an OPS of .783.

**DAY AND NIGHT:** This season, Atlanta went 24-27 in day games (.471) and 77-34 (.694) in night games

- A* The Braves led MLB in night-game home runs (175) and slugging percentage (.457), while ranking second in runs scored (601), batting average (.260), extra-base hits (384) and OPS (.778).

- A* Conversely, during day games, the team ranked significantly lower in numerous categories: Extra-Base Hits (168, T15th), Batting Average (21st, .238), Runs (25th, 227).

**CATCHERS:** C William Contreras finished the season with 20 home runs and C Travis d'Arnaud finished with 18.

- A* Contreras completed the campaign with a .860 OPS, while d'Arnaud had a .791 mark.

- A* Only seven other teams in MLB history have had two primary catchers each finish a season with an OPS above .790 (min. 300 PA each).

- A* The Braves franchise now accounts for three of those seasons, including the last one...Tyler Flowers and Kurt Suzuki each accomplished the feat in 2017...Gene Oliver and Joe Torre also did so in 1965 for the Milwaukee Braves.

**SCORING FIRST:** In 2022, Atlanta went 73-13 when it scored the first run, opposed to 28-47 when its opponent scored first...The Braves' .834 OPS while leading led the majors...While trailing, the OPS fell more than 300 points to .527.

- A* Atlanta's 702 runs scored while leading ranked fourth in MLB, while its 87 runs scored while trailing ranked 17th in MLB.



**PLAYER DEVELOPMENT & SCOUTING**

# PLAYER DEVELOPMENT STAFF

## GWINNETT STRIPERS [AAA]

Matt Tuiasosopo.....	Manager
Craig Bjornson.....	Pitching Coach
Carlos Mendez.....	Hitting Coach
Wigberto Nevarez.....	Coach
Stevie Wilkerson.....	Coach
Dan Leja.....	Athletic Trainer
Dan Gaertner.....	Athletic Trainer
Tyler Enns.....	Strength Coach

## MISSISSIPPI BRAVES [AA]

Kanekoa Texeira.....	Manager
Bo Henning.....	Pitching Coach
Danny Santiesteban.....	Hitting Coach
Jefferson Romero.....	Coach
Greg Harrel.....	Athletic Trainer
Joe Powell.....	Strength Coach

## ROME BRAVES [A+]

Angel Flores.....	Manager
Mike Steed.....	Pitching Coach
Garrett Wilkinson.....	Hitting Coach
Bobby Moore.....	Coach
Joel Wiggins.....	Athletic Trainer
Kyle Hegedus.....	Strength Coach

## AUGUSTA GREENJACKETS [A]

Cody Gabella.....	Manager
Wes McGuire.....	Pitching Coach
Connor Narron.....	Hitting Coach
Francisco Diaz.....	Coach
Jesús Aviles.....	Athletic Trainer
Austin Smith.....	Athletic Trainer
Julian Rip.....	Strength Coach

## FCL BRAVES [R]

Nestor Pérez.....	Manager
Elvin Niña.....	Pitching Coach
Lance Carter.....	Pitching Coach
Einar Diaz.....	Hitting Coach
Wynston Sawyer.....	Coach
Luis Ugueto.....	Coach
Ben Revere.....	Coach
Tom Adams.....	Athletic Trainer
KB Clark.....	Athletic Trainer
Mike Wall.....	Strength Coach

## DSL BRAVES [R]

Maikol González.....	Manager
Adam Wood.....	Hitting Coach
Francisco Martinez.....	Pitching Coach
Samuel Taveras.....	Assistant Pitching Coach
Leandro Matero.....	Coach
Elvis Peña.....	Infield Coach
Dakota Fowee.....	Athletic Trainer
Luis Palomares.....	Asst. Athletic Trainer
Pedro Hernandez.....	Strength & Conditioning Coach
Mario Anguizola.....	Strength & Conditioning Coach

## ROVING STAFF

Kevin Hooper.....	Director of Player Development
Paul Davis.....	Director of Pitching Development
Doug Mansolino.....	Advisor, Player Development
Terry Pendleton.....	Special Assistant
JD Closser.....	Catching Coordinator
Michael Saunders.....	Outfield/Baserunning Coordinator
Greg Walker.....	Hitting Instructor
Chris Antariksa.....	Hitting Coordinator
Tom Goodwin.....	Minor League Instructor
Devon Travis.....	Minor League Instructor
Jay Pryor.....	Infield Instructor
Chris Swauger.....	Field Coordinator
Matt Taylor.....	Assistant Pitching Coordinator
Kevin McAvoy.....	Rehab Pitching Coach
Eric Hyrcko.....	Minor League Medical Coordinator
Jordan Sidwell.....	Strength & Conditioning Coordinator
Toby Williams.....	Assistant Minor League Medical Coordinator
Ryan Meehan.....	Assistant Strength & Conditioning Coordinator
Johnny Passarelli.....	Minor League Physical Therapist
Jonathan Pabon.....	Assistant Minor League Physical Therapist
Eric Tucker.....	Minor League Performance Dietician
Zach Sorensen.....	Minor League Mental Skills Coach
Austin Merrill.....	Minor League Mental Skills Coach

## FLORIDA OPERATIONS

Chris Swauger.....	Coordinator, FCL Complex
--------------------	--------------------------

## INTERNATIONAL OPERATIONS

Lothar Schott.....	Manager, DR Administration & Operations
José Cochon.....	Administrative Assistant
Sarah de la Cruz.....	Lead Teacher
Ryan Taylor.....	Assistant, International Player Development



## KEVIN HOOPER

### DIRECTOR OF PLAYER DEVELOPMENT

- Kevin Hooper in 2023 serves his second season in the Braves farm system...He joined Atlanta in early 2022.
- He joins Atlanta from the San Diego club, where he served as an infield instructor and field coordinator over the course of six seasons from 2016-21.
- Hooper played professional baseball for nine seasons, appearing in the majors for Detroit in 2005 and '06. He also spent a season with the independent Wichita Wingnuts at the end of his career.
- He was drafted by the Florida Marlins in the eighth round of the 1999 MLB First-Year Player Draft.
- Hooper was inducted into Wichita State's hall of fame in 2005 after ranking highly in many career and season categories.
- In 233 career games as a Shocker, he hit .358 (310-for-866) with 58 doubles, 287 runs scored and 78 stolen bases.
- His single-season accomplishments at WSU include being named a first-team All-American (*College Baseball Insider*) in 1999 and a second-team All-American in 1998 and 1999 by the NCBWA.
- Hooper, 46, resides in Valley Center, Kan., with his wife, Lindsey...Has two daughters, Lucey and Laney.



## PAUL DAVIS

### DIRECTOR OF PITCHING DEVELOPMENT

- Paul Davis is in his fourth season in the Atlanta Braves' organization, and his first as the director of pitching development.
- Davis spent his first two seasons in the organization as a pitching coordinator...He was hired in January of 2020.
- Prior to joining the Braves, he was the Seattle Mariners' pitching coach in 2019, his only season on a major-league staff.
- Davis came to the Mariners after a six-year stint with the St. Louis Cardinals organization, where he began his professional coaching career.
- During his Cardinals tenure, he served in five different capacities...In his first year with the organization, 2013, he was rookie-advanced Johnson City's pitching coach...He returned to that role in 2014, but added the responsibilities of coordinator of pitching analytics.
- Davis was then the rehab pitching coach in 2015, before spending two seasons, 2016-17, as the assistant pitching coordinator.
- In his final year with St. Louis, Davis was the manager of pitching analytics, working to assist pitchers at all levels of the organization.
- Davis also has scouting experience...He spent time as a consultant for the Phillies scouting staff, and he worked with the Mets area scouts as a "bird-dog" scout.
- Before getting into professional baseball, he served as the head coaches at Dana College in Blair, Neb., 1995-99, and for the Omaha Indians college summer team, 1998...In five seasons at Dana, Davis was twice named Nebraska-Iowa Athletic Conference Coach of the Year and led the Vikings to a school-record 32 wins and a conference championship in 1996.
- Off the field, he has taught college courses, including working as an adjunct professor in athletic coaching at the University of Nebraska, 2005-12, teaching psychology at Iowa Western Community College, 2005-11, and sports management at Nebraska Wesleyan University, 2007-09.
- Davis graduated from Osceola High School in Kissimmee, Fla. in 1981, where he played baseball for three seasons...He played collegiately at Valencia Community College in Orlando, Fla., 1982-83, and Creighton University, 1984-85.
- Davis, 57, and his wife, Martha, reside in Omaha, Neb... The couple has two sons, Nick and Jake.



## DOUG MANSOLINO

### ADVISOR, PLAYER DEVELOPMENT

- The 2023 season is Doug Mansolino's fifth in the Braves organization, and his second as advisor, player development.
- He spent the previous three

seasons as the Atlanta's field coordinator...He is in his 38th year coaching in professional baseball, 14 of which have come on major-league staffs...The Braves are his ninth organization.

- He was hired by Atlanta in October of 2018 after spending the previous 11 seasons with the Philadelphia Phillies, including the last five as field coordinator.
- Mansolino joined the Phillies in 2008 as the infield coordinator and also spent much of the season managing the Gulf Coast League Phillies (R) to the league championship.
- During his time with Philadelphia, he served a short stint with the major-league club as interim bench coach in 2008, the year the Phillies won the World Series.
- In 2017, he was the recipient of the John Vukovich Award, which is presented annually to an instructor in the Phillies organization that embodies the characteristics of the award's namesake; loyalty, knowledge, dedication, competitiveness, honesty and a terrific work ethic.
- Prior to joining the Phillies, Mansolino spent three years, 2005-07, as the Houston Astros third base coach under manager Phil Garner...In 2006, he was the third base coach for the National League All-Stars.
- Mansolino also worked under Garner with the Milwaukee Brewers, 1998-99, and the Detroit Tigers, 2000-02, in three different roles: first base coach, third base

coach and bench coach.

- Between his major-league stints with the Tigers and Astros, he spent two seasons, 2003-04, with the Pittsburgh Pirates as the roving infield instructor and defensive coordinator.
- Mansolino's first experience on a major-league staff came with the Chicago White Sox, over a five-year period, 1992-96, as first base coach, third base coach and infield instructor.
- He had nine total seasons in the White Sox organization, spending the first four in their minor-league system: field coordinator (1988), roving infield instructor (1989) and defensive coordinator (1990-91).
- Following his time with the White Sox, he managed one season, 1997, in the New York Mets farm system.
- Mansolino began his coaching career in the San Francisco Giants organization as a roving infield instructor and Triple-A coach, 1985-87.
- Mansolino also spent the 1989, 1990 and 1991 off-seasons as a special instructor for two of Korea's major-league clubs...In 1995, he managed Caribes de Oriente in the Venezuelan Winter League
- During his experience on major-league staffs, Mansolino instructed five Hall of Famers: Jeff Bagwell, Craig Biggio, Carlton Fisk, Tim Lincecum and Frank Thomas.
- He graduated from California State University at Long Beach with a bachelor of arts in physical education.
- Mansolino, 66, and his wife, Cindy, have three kids, Nick, Tony and Ariana, and reside in Tennessee...Tony is in his third season as the Baltimore Orioles' third base coach.



## JD CLOSSER

### CATCHING COORDINATOR

- JD Closser is in his fourth season as the Atlanta Braves' catching coordinator.

- Prior to joining the Braves, he

was in the New York Yankees organization for six seasons, 2014-19, the last two of which he also served as the catching coordinator.

- In his first four seasons with New York, he was a minor-league coach...He served on Single-A Tampa's staff for his first two years before becoming Double-A Trenton's bullpen coach in 2016.
- Before his time with the Yankees, Closser spent two years working as a coach in the USA Baseball National Team development programs.

- The Indiana native played in parts of three major-league seasons, all with Colorado, 2004-06...In 160 games, he hit .239 (107-for-447) with 10 home runs and 48 RBI.
- Closser also played in the minor-league systems of Arizona, Oakland, Milwaukee, New York-AL, San Diego, Chicago-NL and Los Angeles-NL.
- He was selected by Arizona in the fifth round of the 1998 First-Year Player Draft out of Alexandria-Monroe High School in Alexandria, IN.
- Closser, 43, and his wife, Holley, reside in Garner, NC...The couple has three daughters, Isabelle, Callie Makenna and Maebry.



## **GREG WALKER**

### **HITTING INSTRUCTOR**

- The 2023 season marks Greg Walker's 12th in the Atlanta Braves organization, including his third as hitting instructor.
- He joined the organization in 2012 as the club's major-league hitting coach, a role he held for three seasons under skipper Fredi Gonzalez.
- He then transitioned to the front office, serving as a special advisor to baseball operations for six seasons, 2015-20...In that role, he worked with minor league hitters for spring training and at minor league facilities throughout the season.
- Previous to his time with the Braves, Walker was the hitting coach for the Chicago White Sox for parts of nine seasons, 2003-11.
- Walker enjoyed a nine-year major-league career, playing all but 14 of 855 games with the White Sox, 1982-90...He finished his career with the Baltimore Orioles in 1990.
- He was the White Sox nominee for the Roberto Clemente Award in 1986 and received the Chicago Baseball Writers' "Good Guy" award in 1990.
- The Georgia native was originally drafted by the Philadelphia Phillies in 1977.
- Walker, 63, resides in Douglas, Ga. with his wife, Carman...The couple has three daughters, Kaycee, Leigh Ann and Lauren.



## **MICHAEL SAUNDERS**

### **OUTFIELD/BASERUNNING COORDINATOR**

- The 2023 season marks Michael Saunders' third in the Atlanta Braves organization and his first as the outfield and baserunning coordinator.
- In 2021, Saunders made his managerial debut as the skipper for Low-A Augusta, leading the GreenJackets to a third-place finish in Low-A East South Division.
- Before joining Atlanta's farm system, Saunders had a nine-year major league career, playing in the big leagues for three different organizations: Seattle (six years), Toronto (three years) and Philadelphia (one year).
- Saunders was an All-Star with Toronto in 2016, the same year he hit .253 with 59 extra-base hits.
- He officially retired from baseball at the conclusion of the 2019 MLB season after appearing in 775 big-league games.
- Prior to making his MLB debut, Saunders competed for Team Canada in the 2008 Olympics
- He was drafted by the Seattle Mariners in the 11th round of the 2004 MLB First-Year Player Draft, coming out of Lambrick Park Secondary School in Victoria, BC.
- Saunders, 36, resides in Castle Rock, CO.



## **TOM GOODWIN**

### **ROVING INSTRUCTOR**

- In 2023, Tom Goodwin re-joins the Braves for his second season in the organization.
- Goodwin spent the previous four years as the first base coach and outfield instructor with Boston, joining Alex Cora's staff for the 2018 season.
- It was his second of two stints with the Red Sox organization, as Goodwin earlier spent four seasons with the club as a minor league outfield and baserunning coordinator (2009-11) and a coach for Low-A Lowell (2008).
- Was a World Series winner on Boston's staff in 2018.
- Between his Boston stints, Goodwin served on Terry Collins' staff with the New York Mets as the first base coach from 2012-17. During those six seasons, he was also tasked with outfield and baserunning instruction.
- Played in 1,288 major-league games across 14 seasons from 1991-2004.
- From 1995-2000, Goodwin led baseball with 298 steals, four times stealing at least 50 bases in a season: 1995 (50), '96 (66), '97 (50) and 2000 (55).
- After attending Fresno State University, Goodwin was selected in the first round (22nd overall) of the 1989 MLB First-Year Player Draft by the Los Angeles Dodgers.
- While in school at FSU, Goodwin was the youngest member of the Team USA baseball team that won a gold medal at the 1988 Seoul Olympics.
- Goodwin, 54, resides in Corinth, Tex., and has a son, Satchel.



## **JAY PRYOR**


### **INFIELD INSTRUCTOR**

- The 2023 season marks Jay Pryor's second in the Braves organization.
- Before joining Atlanta's farm system, Pryor served as a player development trainer for the San Diego Stars Baseball Academy, which provides both physical and mental training for baseball players of various ages.
- In 2015 he graduated from Arizona State University with a B.A. in Social and Behavioral Science. Afterward, he received his M.A. in Organizational Development and Leadership from the University of the Rockies.
- Pryor, born and raised in San Diego, now makes his home in San Marcos, Calif.



# 2022 BRAVES MINOR LEAGUE AWARD WINNERS

## 2022 BOBBY COX COACH OF THE YEAR



### TYLER ENNS - STRENGTH & CONDITIONING, MISSISSIPPI BRAVES

The Bobby Cox Award is presented to the individual that best represents the top coaching performance throughout Atlanta's minor league system.

2021	Nestor Pérez Jr., FCL/Mississippi	2014	Randy Ingle, Danville
2019	Matt Tuiasosopo, Rome	2013	Aaron Holbert, Mississippi
2018	Chris Maloney, Mississippi	2012	Luis Salazar, Lynchburg
2017	Ralph "Rocket" Wheeler, Florida	2011	Randy Ingle, Danville
2016	Randy Ingle, Rome	2010	José Tartabull, GCL Braves
2015	Brian Snitker, Gwinnett	2009	Paul Runge, Danville

## 2022 BILL LUCAS AWARD



### TYLER TOLVE - ROME BRAVES

The Bill Lucas Award is presented annually to the organization's minor league player that best represents the Braves both on and off the field.

2021	Joey Estes, Augusta	2014	Braeden Schlehuder, Mississippi
2019	Thomas Burrows, Mississippi/Gwinnett	2013	Todd Cunningham, Gwinnett/Atlanta
2018	Hayden Deal, Rome	2012	Ernesto Mejia, Gwinnett
2017	Touki Toussaint, Florida/Mississippi	2011	Cory Gearrin, Gwinnett/Atlanta
2016	Mike Soroka, Rome	2010	J.C. Boscan, Mississippi
2015	Barrett Kleinknecht, Mississippi/Gwinnett	2009	Greg Creek, Mississippi

## 2022 PHIL NIEKRO AWARD



### JARED SHUSTER - MISSISSIPPI BRAVES / GWINNETT STRIPERS

The Phil Niekro Award is presented annually to the top pitcher in the Braves' minor league organization.

2021	Bryce Elder, Rome/Mississippi/Gwinnett	2014	Williams Pérez, Mississippi
2019	Ian Anderson, Mississippi/Gwinnett	2013	Lucas Sims, Rome
2018	Touki Toussaint, Mississippi/Gwinnett	2012	J.R. Graham, Lynchburg/Mississippi
2017	Mike Soroka, Mississippi	2011	Julio Teheran, Gwinnett/Atlanta
2016	Patrick Weigel, Rome/Mississippi	2010	Julio Teheran, Rome/Myrtle Beach/Mississippi
2015	Tyrell Jenkins, Mississippi/Gwinnett	2009	Craig Kimbrel, Rome/Myrtle Beach/Mis./Gwinnett

## 2022 HANK AARON AWARD



### VAUGHN GRISSOM - ROME BRAVES / MISSISSIPPI BRAVES / ATLANTA BRAVES

The Hank Aaron Award is presented annually to the top offensive performer in the Braves' minor league system.

2021	Shea Langeliers, Mississippi/Gwinnett	2014	Kyle Kubitz, Mississippi
2019	Trey Harris, Rome/Florida/Mississippi	2013	Josh Elander, Rome/Lynchburg
2018	Austin Riley, Mississippi/Gwinnett	2012	Todd Cunningham, Mississippi
2017	Ronald Acuna Jr., Florida/Mississippi/Gwinnett	2011	Joey Terdoslavich, Lynchburg
2016	Dustin Peterson, Mississippi	2010	Freddie Freeman, Gwinnett
2015	Mallix Smith, Mississippi/Gwinnett	2009	Jason Heyward, Myrtle Beach/Mississippi/Gwinnett

# 2022 MINOR LEAGUE STANDINGS

Club	League	Division	Manager	W-L	GA/GB	Finish
Gwinnett	International	West	Matt Tuiasosopo	69-79	-21.5	8th
Mississippi	Southern	South	Bruce Crabbe	62-74	-10.5	4th
Rome	South Atlantic	South	Kanekoa Teixeira	74-54	-3.0	2nd
Augusta	Carolina	South	Nestor Pérez Jr.	69-62	-18.5	3rd
Braves	FL Complex	South	Cody Gabella	20-35	-19.0	5th
Braves	Dominican SL	Northwest		36-24	-1.5	2nd
<b>Totals</b>				<b>330-328</b>		

# GWINNETT STRIPERS [AAA]

**69-79 [8TH, INTERNATIONAL LEAGUE WEST DIVISION]**



Cooltray Field (10,427)  
2500 Buford Drive, Lawrenceville, GA 30043  
678.277.0300 (Main) - 678.277.0351 (Press Box)  
milb.com/gwinnett

Erin McCormick..... Vice President & General Manager  
Dave Lezotte..... Media Relations Manager & Broadcaster

## FIELD STAFF

Matt Tuiasosopo.....	Manager
Craig Bjornson.....	Pitching Coach
Carlos Mendez.....	Hitting Coach
Wigberto Nevarez.....	Coach
Stevie Wilkerson.....	Coach
Dan Leja.....	Athletic Trainer
Dan Gaertner.....	Athletic Trainer
Tyler Enns.....	Strength Coach



# MISSISSIPPI BRAVES [AA]

**62-74 [4TH, SOUTHERN LEAGUE SOUTH DIVISION]**



Trustmark Park (8,480)  
One Braves Way, Pearl, MS 39208  
601.932.8788 (Main) - 601.644.7612 (Press Box)  
milb.com/mississippi

Pete Laven..... Vice President & General Manager  
Chris Harris..... Director of Comm., Media & Broadcasting

## FIELD STAFF

Kanekoa Teixeira.....	Manager
Bo Henning.....	Pitching Coach
Danny Santiesteban.....	Hitting Coach
Jefferson Romero.....	Coach
Greg Harrel.....	Athletic Trainer
Joe Powell.....	Strength Coach



# ROME BRAVES [A+]

**74-54, [2ND, S. ATLANTIC LEAGUE S. DIVISION]**


State Mutual Stadium (5,105)  
 755 Braves Boulevard, Rome, GA 30161  
 706.378.5100 (Main) - 706.378.5132 (Press Box)  
[milb.com/rome](http://milb.com/rome)



David Lane ..... General Manager  
 Justin Franklin ..... Media Contact

## FIELD STAFF

Angel Flores ..... Manager  
 Mike Steed ..... Pitching Coach  
 Garrett Wilkinson ..... Hitting Coach  
 Bobby Moore ..... Coach  
 Joel Wiggins ..... Athletic Trainer  
 Kyle Hegedus ..... Strength Coach



# AUGUSTA GREENJACKETS [A]

**69-62, [3RD, CAROLINA LEAGUE SOUTH DIVISION]**

SRP Park (4,782)  
 187 Railroad Avenue, North Augusta, SC 29841  
 803.349.9467 (Main) - 803.349.9431 (Press Box)  
[milb.com/augusta](http://milb.com/augusta)



Tom Denlinger ..... Vice President  
 Brandon Greene ..... General Manager  
 Mitchell Speltz ..... Dir. of Broadcasting & Media Relations

## FIELD STAFF

Cody Gabella ..... Manager  
 Wes McGuire ..... Pitching Coach  
 Connor Narron ..... Hitting Coach  
 Francisco Diaz ..... Coach  
 Jesús Aviles ..... Athletic Trainer  
 Austin Smith ..... Athletic Trainer  
 Julian Rip ..... Strength Coach



# MINOR LEAGUE PLAYERS [AS OF 1/9/2023]

## **ACTON, CORY** INFIELDER

**Bats:** L      **Throws:** R      **Height:** 6-1      **Weight:** 180  
**Born:** 3/22/99 in Wilmington, DE      **Resides:** Fort Lauderdale, FL  
**Obtained:** Signed by the Braves as a non-drafted free agent on July 18, 2022

Year	Club	AVG	G	AB	R	H	2B	3B	HR	RBI	SH	SF	HP	BB	SO	SB-CS	OBP	SLG	E
2022	FCL Braves	.219	12	32	7	7	2	0	0	3	0	0	0	8	14	0-2	.375	.281	0

## **ACUÑA, JAMES** RIGHT-HANDED PITCHER

**Bats:** R      **Throws:** R      **Height:** 6-5      **Weight:** 180  
**Born:** 9/18/97 in Long Beach, CA      **Resides:** Cypress, CA  
**School:** Azusa Pacific University (CA)  
**Obtained:** Selected by the Braves in the 29th round of the 2019 First-Year Player Draft

Year	Club	W-L	ERA	G	GS	CG	SHO	SV	IP	H	R	ER	HR	HB	BB	SO	WP	BK	
2019					Injured - Did Not Pitch														
2021	Augusta	2-0	4.72	31	2	0	0	3	47.2	41	27	25	6	4	31	62	9	0	
2022	Augusta	4-2	3.17	28	2	0	0	1	59.2	37	25	21	4	11	32	67	6	0	
<b>Minor Totals</b>		<b>6-2</b>	<b>3.86</b>	<b>59</b>	<b>4</b>	<b>0</b>	<b>0</b>	<b>4</b>	<b>107.1</b>	<b>78</b>	<b>52</b>	<b>46</b>	<b>10</b>	<b>15</b>	<b>63</b>	<b>129</b>	<b>15</b>	<b>0</b>	

## **ALESANDRO, RONALDO** RIGHT-HANDED PITCHER

**Bats:** R      **Throws:** R      **Height:** 6-0      **Weight:** 170  
**Born:** 5/7/98 in Higuey, Dominican Republic      **Resides:** La Romana, Dominican Republic  
**Obtained:** Signed by the Braves as a non-drafted free agent on June 11, 2018  
**Signed By:** Carlos Sequera

**2019 Review:** In August, made five relief appearances and did not allow a run in 7.2 innings while recording three saves...Struck out 15 of the 24 hitters he faced, allowing only two hits...Was honored as the organization's DSL Braves Pitcher of the Month...Had a team-most six saves on the season.

Year	Club	W-L	ERA	G	GS	CG	SHO	SV	IP	H	R	ER	HR	HB	BB	SO	WP	BK
2018	DSL Braves	0-4	2.60	11	8	0	0	0	34.2	31	16	10	0	4	22	47	9	2
2019	DSL Braves	3-1	2.43	18	4	0	0	6	33.1	22	13	9	0	4	11	45	3	0
2021	FCL Braves	3-0	2.45	15	0	0	0	2	22	12	7	6	0	3	17	37	5	0
2022	Augusta	0-3	4.25	18	0	0	0	2	29.2	17	17	14	1	4	18	42	4	0
	Rome	1-0	4.50	4	0	0	0	0	6.0	6	4	3	1	0	3	7	0	0
<b>Minor Totals</b>		<b>7-8</b>	<b>3.01</b>	<b>66</b>	<b>12</b>	<b>0</b>	<b>0</b>	<b>10</b>	<b>125.2</b>	<b>88</b>	<b>57</b>	<b>42</b>	<b>2</b>	<b>15</b>	<b>71</b>	<b>178</b>	<b>21</b>	<b>2</b>

## **ALMONTE, GENDERSON** RIGHT-HANDED PITCHER

**Bats:** R      **Throws:** R      **Height:** 6-2      **Weight:** 170  
**Born:** 10/13/03 in Miches, Dominican Republic      **Resides:** Miches, Dominican Republic  
**Obtained:** Signed by the Braves as a non-drafted free agent on January 15, 2022

Year	Club	W-L	ERA	G	GS	CG	SHO	SV	IP	H	R	ER	HR	HB	BB	SO	WP	BK
2022	FCL Braves	2-1	2.66	13	4	0	0	2	23.2	14	11	7	3	0	15	21	3	1

## **ALVAREZ, IGNACIO** INFIELDER

**Bats:** R      **Throws:** R      **Height:** 6-0      **Weight:** 200  
**Born:** 4/11/03 in Fontana, CA      **Resides:** Fontana, CA  
**School:** Riverside CC (CA)  
**Obtained:** Selected by the Braves in the fifth round of the 2022 First-Year Player Draft

Year	Club	AVG	G	AB	R	H	2B	3B	HR	RBI	SH	SF	HP	BB	SO	SB-CS	OBP	SLG	E
2022	FCL Braves	.279	15	43	11	12	1	1	1	5	0	0	1	7	6	4-0	.392	.419	2
	Augusta	.294	15	51	14	15	2	1	0	6	0	0	1	19	9	4-1	.493	.373	1
<b>Minor Totals</b>		<b>.287</b>	<b>30</b>	<b>94</b>	<b>25</b>	<b>27</b>	<b>3</b>	<b>2</b>	<b>1</b>	<b>11</b>	<b>0</b>	<b>0</b>	<b>2</b>	<b>26</b>	<b>15</b>	<b>8-1</b>	<b>.451</b>	<b>.394</b>	<b>3</b>

## **BACKSTROM, MAHKI** INFIELDER

**Bats:** L      **Throws:** L      **Height:** 6-5      **Weight:** 215  
**Born:** 10/10/01 in Hawthorne, CA      **Resides:** Los Angeles, CA  
**School:** Junipero Serra (CA) HS  
**Obtained:** Selected by the Braves in the 18th round of the 2019 First-Year Player Draft

**BACKSTROM CONT.**

Year	Club	AVG	G	AB	R	H	2B	3B	HR	RBI	SH	SF	HP	BB	SO	SB-CS	OBP	SLG	E
2019	GCL Braves	.300	23	70	8	21	5	0	2	8	0	0	0	12	27	1-0	.402	.457	6
2021	FCL Braves	.172	41	122	19	21	5	2	3	12	0	1	1	22	56	1-0	.301	.320	4
<b>Minor Totals</b>		<b>.219</b>	<b>64</b>	<b>192</b>	<b>27</b>	<b>42</b>	<b>10</b>	<b>2</b>	<b>5</b>	<b>20</b>	<b>0</b>	<b>1</b>	<b>1</b>	<b>34</b>	<b>83</b>	<b>2-0</b>	<b>.338</b>	<b>.370</b>	<b>10</b>

**BALDWIN, DRAKE CATCHER**

**Bats:** L **Throws:** R **Height:** 6-1 **Weight:** 215

**Born:** 3/28/02 in Madison, WI

**Resides:** Madison, WI

**School:** Missouri State

**Obtained:** Selected by the Braves in the third round of the 2022 First-Year Player Draft

Year	Club	AVG	G	AB	R	H	2B	3B	HR	RBI	SH	SF	HP	BB	SO	SB-CS	OBP	SLG	E
2022	FCL Braves	.375	3	8	2	3	2	0	0	3	0	1	0	1	3	0-0	.400	.625	2
	Augusta	.247	21	81	13	20	3	0	0	6	0	0	2	18	22	1-0	.396	.284	0
<b>Minor Totals</b>		<b>.258</b>	<b>24</b>	<b>89</b>	<b>15</b>	<b>23</b>	<b>5</b>	<b>0</b>	<b>0</b>	<b>9</b>	<b>0</b>	<b>1</b>	<b>2</b>	<b>19</b>	<b>25</b>	<b>1-0</b>	<b>.396</b>	<b>.315</b>	<b>2</b>

**BARGER, ALEC RIGHT-HANDED PITCHER**

**Bats:** R **Throws:** R **Height:** 6-2 **Weight:** 200

**Born:** 3/24/98 in Champaign, IL

**Resides:** Savoy, IL

**School:** North Carolina State University

**Obtained:** Selected by the Braves in the 17th round of the 2019 First-Year Player Draft

**Signed By:** William Best

Year	Club	W-L	ERA	G	GS	CG	SHO	SV	IP	H	R	ER	HR	HB	BB	SO	WP	BK
2019	Danville	0-3	5.85	13	13	0	0	0	40.0	49	27	26	7	1	16	43	5	0
2021	Augusta	4-4	4.50	30	6	0	0	1	60.0	51	37	30	7	6	31	79	3	0
2022	Rome	3-14.38	38	0	0	0	5	49.1	51	26	24	5	3	22	69	5	1	0
<b>Minor Totals</b>		<b>7-8</b>	<b>4.82</b>	<b>81</b>	<b>19</b>	<b>0</b>	<b>0</b>	<b>6</b>	<b>149.1</b>	<b>151</b>	<b>90</b>	<b>80</b>	<b>19</b>	<b>10</b>	<b>69</b>	<b>191</b>	<b>13</b>	<b>1</b>

**BARRANCA, ANTONIO CATCHER**

**Bats:** R **Throws:** R **Height:** 6-3 **Weight:** 215

**Born:** 7/25/01 in York, PA

**Resides:** York, PA

**School:** Calvert Hall College (MD) HS

**Obtained:** Signed by the Braves as a non-drafted free agent on June 15, 2020

**Signed By:** Alan Sandberg

**Amateur:** In his junior season at Calvert Hall College (MD) High School, his last full high school campaign, hit .374 (34-for-91) and helped the Cardinals go 24-6 and win the MIAA A conference championship...**Other:** Lived in Atlanta for two months in the summer of 2019, playing for the Atlanta Blue Jays travel program... That same program produced current Braves pitcher Touki Toussaint...Turned down a scholarship to Gulf Coast State College in Florida to sign with Atlanta...Son of former major-league infielder German Barranca, who had a four-year big-league career with Kansas City (1979-80) and Cincinnati (1981-82).

Year	Club	AVG	G	AB	R	H	2B	3B	HR	RBI	SH	SF	HP	BB	SO	SB-CS	OBP	SLG	E
2021	FCL Braves	.176	23	68	13	12	2	0	1	12	0	3	5	12	32	1-0	.330	.250	6
2022	Rome	.185	71	222	36	41	6	1	7	24	0	3	4	56	108	3-0	.354	.315	4
	Mississippi	.301	43	146	24	44	11	2	8	32	0	1	0	31	58	0-1	.421	.569	6
<b>Minor Totals</b>		<b>.156</b>	<b>75</b>	<b>224</b>	<b>33</b>	<b>35</b>	<b>9</b>	<b>0</b>	<b>4</b>	<b>35</b>	<b>0</b>	<b>5</b>	<b>15</b>	<b>50</b>	<b>99</b>	<b>7-2</b>	<b>.340</b>	<b>.250</b>	<b>16</b>

**BAUTISTA, JORGE RIGHT-HANDED PITCHER**

**Bats:** R **Throws:** R **Height:** 6-0 **Weight:** 155

**Born:** 12/10/00 in La Romana, Dominican Republic **Resides:** La Romana, Dominican Republic

**Obtained:** Signed by the Braves as a non-drafted free agent on July 6, 2018

**Signed By:** Jonathan Cruz

Year	Club	W-L	ERA	G	GS	CG	SHO	SV	IP	H	R	ER	HR	HB	BB	SO	WP	BK
2018	DSL Braves	0-0	3.18	8	0	0	0	1	11.1	14	4	4	0	2	8	7	3	0
2019	DSL Braves	1-3	3.86	13	12	0	0	0	53.2	44	25	23	3	5	20	46	6	1
2021	FCL Braves	1-6	5.98	12	10	0	0	0	40.2	40	30	27	5	2	24	35	6	3
2022	Braves	0-4	2.41	8	7	0	0	0	37.1	23	12	10	1	2	8	45	6	1
	Augusta	2-4	8.78	9	8	0	0	0	40.0	67	41	39	5	1	11	30	6	2
<b>Minor Totals</b>		<b>4-17</b>	<b>5.07</b>	<b>50</b>	<b>37</b>	<b>0</b>	<b>0</b>	<b>1</b>	<b>183.0</b>	<b>188</b>	<b>112</b>	<b>103</b>	<b>14</b>	<b>12</b>	<b>71</b>	<b>163</b>	<b>27</b>	<b>7</b>

**BENITEZ, DIEGO** INFIELDER

**Bats:** R                      **Throws:** R                      **Height:** 6-1                      **Weight:** 180  
**Born:** 11/19/04 in Barquisimeto, VZ                      **Resides:** Maracaibo, VZ  
**Obtained:** Signed by the Braves as a non-drafted free agent on January 15, 2022

Year	Club	AVG	G	AB	R	H	2B	3B	HR	RBI	SH	SF	HP	BB	SO	SB-CS	OBP	SLG	E
2022	FCL Braves	.196	43	138	25	27	6	0	2	27	0	5	10	29	37	3-2	.363	.283	17

**BRYANT, CHAD** RIGHT-HANDED PITCHER

**Bats:** R                      **Throws:** R                      **Height:** 6-0                      **Weight:** 205  
**Born:** 8/3/99 in Grove Hill, AL                      **Resides:** Thomasville, AL  
**School:** Pensacola State College (FL)  
**Obtained:** Selected by the Braves in the 25th round of the 2019 First-Year Player Draft

Year	Club	W-L	ERA	G	GS	CG	SHO	SV	IP	H	R	ER	HR	HB	BB	SO	WP	BK
2019	GCL Braves	1-1	8.88	11	7	0	0	0	24.1	31	24	24	2	6	13	23	4	0
2021	Augusta	0-5	6.61	13	9	0	0	0	31.1	38	35	23	5	3	29	33	6	0
2022	FCL Braves	0-3	4.50	9	2	0	0	0	18.0	14	10	9	0	4	10	16	2	1
<b>Minor Totals</b>		<b>1-9</b>	<b>6.84</b>	<b>33</b>	<b>18</b>	<b>0</b>	<b>0</b>	<b>0</b>	<b>73.2</b>	<b>83</b>	<b>69</b>	<b>56</b>	<b>7</b>	<b>13</b>	<b>52</b>	<b>72</b>	<b>12</b>	<b>1</b>

**BUNNELL, CADE** INFIELDER

**Bats:** L                      **Throws:** R                      **Height:** 6-0                      **Weight:** 190  
**Born:** 5/14/97 in Stoughton, WI                      **Resides:** Stoughton, WI  
**School:** Indiana University  
**Obtained:** Selected by the Braves in the 40th round of the 2019 First-Year Player Draft  
**Signed By:** Kevin Barry

Year	Club	AVG	G	AB	R	H	2B	3B	HR	RBI	SH	SF	HP	BB	SO	SB-CS	OBP	SLG	E
2019	GCL Braves	.141	26	64	17	9	1	0	1	4	1	1	1	25	27	0-0	.385	.203	4
2021	Augusta	.216	113	393	78	85	26	4	17	50	0	1	3	91	172	13-2	.367	.433	18
2022	Rome	.185	71	222	36	41	6	1	7	24	0	3	4	56	108	3-0	.354	.315	4
	Mississippi	.301	43	146	24	44	11	2	8	32	0	1	0	31	58	0-1	.421	.569	6
<b>Minor Totals</b>		<b>.217</b>	<b>253</b>	<b>825</b>	<b>155</b>	<b>179</b>	<b>44</b>	<b>7</b>	<b>33</b>	<b>110</b>	<b>1</b>	<b>6</b>	<b>8</b>	<b>203</b>	<b>365</b>	<b>16-3</b>	<b>.374</b>	<b>.407</b>	<b>32</b>

**BURGESS, BRENT** RIGHT-HANDED PITCHER

**Bats:** R                      **Throws:** R                      **Height:** 6-1                      **Weight:** 200  
**Born:** 5/2/97 in Atlanta, GA                      **Resides:** Lithonia, GA  
**School:** Georgia Gwinnett College  
**Obtained:** Signed by the Braves as a non-drafted free agent on July 12, 2019

**2019 Review:** Did not allow a run in August, covering five relief appearances and 9.1 innings; gave up 10 hits, four walks and struck out 12...Was honored as the organization's GCL Braves Pitcher of the Month.

Year	Club	W-L	ERA	G	GS	CG	SHO	SV	IP	H	R	ER	HR	HB	BB	SO	WP	BK
2019	GCL Braves	1-0	1.46	8	0	0	0	1	12.1	14	2	2	1	0	8	15	0	0
2021	Augusta	1-1	3.86	2	0	0	0	0	4.2	4	3	2	1	0	2	7	0	0
2022	FCL Braves	0-0	5.40	6	1	0	0	0	5.0	6	3	3	0	0	5	8	2	0
<b>Minor Totals</b>		<b>2-1</b>	<b>2.86</b>	<b>16</b>	<b>1</b>	<b>0</b>	<b>0</b>	<b>1</b>	<b>22.0</b>	<b>24</b>	<b>8</b>	<b>7</b>	<b>2</b>	<b>0</b>	<b>15</b>	<b>30</b>	<b>2</b>	<b>0</b>

**BURKHALTER, BLAKE** RIGHT-HANDED PITCHER

**Bats:** R                      **Throws:** R                      **Height:** 6-0                      **Weight:** 215  
**Born:** 9/19/00 in Tuscaloosa, AL                      **Resides:** Dothan, AL  
**School:** Auburn (AL)  
**Obtained:** Selected by the Braves in the second round of the 2022 First-Year Player Draft

Year	Club	W-L	ERA	G	GS	CG	SHO	SV	IP	H	R	ER	HR	HB	BB	SO	WP	BK
2022	FCL Braves	0-0	54.00	1	0	0	0	0	0.1	3	2	2	0	0	1	0	2	0
	Augusta	1-0	0.00	2	1	0	0	0	4.1	1	0	0	0	0	0	7	0	0
<b>Minor Totals</b>		<b>1-0</b>	<b>3.86</b>	<b>3</b>	<b>1</b>	<b>0</b>	<b>0</b>	<b>0</b>	<b>4.20</b>	<b>4</b>	<b>2</b>	<b>2</b>	<b>0</b>	<b>0</b>	<b>1</b>	<b>7</b>	<b>2</b>	<b>0</b>

**CALLEZ, LEONEL** INFILDER

**Bats:** R **Throws:** R **Height:** 5-11 **Weight:** 165  
**Born:** 1/25/01 in La Victoria, VZ **Resides:** Miami, FL  
**Obtained:** Acquired by the Braves from the Toronto Blue Jays in exchange for cash considerations on July 4, 2022.

Year	Club	AVG	G	AB	R	H	2B	3B	HR	RBI	SH	SF	HP	BB	SO	SB-CS	OBP	SLG	E
2019	DSL Blue Jays	.272	50	173	22	47	9	1	1	18	0	3	8	10	29	6-5	.335	.353	14
2021	FCL Blue Jays	.333	10	15	3	5	1	0	0	4	0	0	0	2	1	0-0	.412	.400	1
2022	FCL Blue Jays	.154	5	13	0	2	0	1	0	0	0	0	0	1	4	0-1	.214	.308	1
	FCL Braves	.135	13	37	4	5	1	0	0	0	0	0	1	3	12	0-0	.220	.162	2
<b>Minor Totals</b>		<b>.248</b>	<b>78</b>	<b>238</b>	<b>29</b>	<b>59</b>	<b>11</b>	<b>2</b>	<b>1</b>	<b>22</b>	<b>0</b>	<b>3</b>	<b>9</b>	<b>16</b>	<b>46</b>	<b>6-6</b>	<b>.316</b>	<b>.324</b>	<b>18</b>

**CAMPBELL, DREW** OUTFIELDER

**Bats:** L **Throws:** L **Height:** 6-0 **Weight:** 175  
**Born:** 11/10/97 in Jeffersonville, IN **Resides:** Jeffersonville, IN  
**School:** University of Louisville (KY)  
**Obtained:** Selected by the Braves in the 23rd round of the 2019 First-Year Player Draft

**Amateur:** Only player in Louisville history to be named to All-College World Series Team...Hit .462 (6-for-13) in 2019 College World Series...Had a walk-off base hit against Miss. State in an elimination game..

Year	Club	AVG	G	AB	R	H	2B	3B	HR	RBI	SH	SF	HP	BB	SO	SB-CS	OBP	SLG	E
2019	Rome	.224	28	107	8	24	4	1	1	7	2	0	0	5	14	1-1	.259	.308	1
2021	FCL Braves	.353	5	17	2	6	0	0	0	2	0	0	1	0	0	0-1	.389	.353	0
	Augusta	.321	8	28	5	9	2	2	1	5	0	0	0	3	10	1-0	.387	.643	0
	Rome	.288	14	59	10	17	5	1	4	13	0	1	0	0	8	1-0	.283	.610	2
2022	Rome	.271	97	369	51	100	10	4	7	50	1	3	3	37	88	15-7	.340	.377	2
<b>Minor Totals</b>		<b>.269</b>	<b>152</b>	<b>580</b>	<b>76</b>	<b>156</b>	<b>21</b>	<b>8</b>	<b>13</b>	<b>77</b>	<b>3</b>	<b>4</b>	<b>4</b>	<b>45</b>	<b>120</b>	<b>18-9</b>	<b>.324</b>	<b>.400</b>	<b>5</b>

**CASANOVA, JAIR** OUTFIELDER

**Bats:** R **Throws:** R **Height:** 6-0 **Weight:** 170  
**Born:** 11/14/03 in Barquisimeto, Venezuela **Resides:** Barquisimeto, Venezuela  
**Obtained:** Signed by the Braves as a non-drafted free agent on March 1, 2021

Year	Club	AVG	G	AB	R	H	2B	3B	HR	RBI	SH	SF	HP	BB	SO	SB-CS	OBP	SLG	E
2022	FCL Braves	.289	45	149	18	43	5	1	1	16	0	3	3	24	34	0-1	.391	.356	4

**CASTEEL, RYAN** INFILDER

**Bats:** R **Throws:** R **Height:** 6-1 **Weight:** 205  
**Born:** 6/6/91 in Chattanooga, TN **Resides:** Cleveland, TN  
**School:** Cleveland State  
**Obtained:** Signed as a minor league free agent on January 24, 2019

Year	Club	AVG	G	AB	R	H	2B	3B	HR	RBI	SH	SF	HP	BB	SO	SB-CS	OBP	SLG	E
2010	Casper	.305	43	177	21	54	8	1	3	22	0	0	0	10	35	2-0	.342	.412	
2011	Tri-City	.273	56	198	31	54	17	2	1	30	0	2	2	24	40	8-5	.354	.394	
2012	Asheville	.279	71	251	28	70	24	2	2	28	0	0	1	19	44	6-2	.332	.414	
2013	Modesto	.270	108	411	67	111	30	4	22	76	0	4	4	50	118	1-0	.352	.523	
2014	Tulsa	.280	113	436	63	122	22	1	16	56	0	3	3	39	94	3-3	.341	.445	
2015	Boise	.267	4	15	2	4	1	0	0	0	0	0	0	0	6	0-0	.267	.333	
	New Britain	.467	4	15	2	7	2	0	0	2	0	0	0	0	4	0-0	.467	.600	
	Albuquerque	.292	34	130	12	38	8	1	2	20	1	1	0	2	33	2-1	.301	.415	
2016	Jackson	.243	50	185	21	45	9	1	3	28	0	5	0	19	51	3-1	.306	.351	
	Albuquerque	.230	43	152	19	35	8	2	3	20	0	0	1	8	47	0-1	.273	.368	
2017	Arkansas	.273	100	389	47	106	25	0	12	61	0	4	0	31	84	1-0	.323	.429	
2019	Mississippi	.263	118	411	47	108	21	2	21	73	0	2	2	43	121	0-0	.334	.477	
2021	Gwinnett	.224	68	156	13	35	6	0	8	28	0	1	2	15	49	0-0	.299	.417	
2022	Gwinnett	.217	69	235	41	51	9	1	17	47	0	0	3	26	69	0-0	.303	.481	
<b>Minor Totals</b>		<b>.266</b>	<b>881</b>	<b>3161</b>	<b>414</b>	<b>840</b>	<b>190</b>	<b>17</b>	<b>110</b>	<b>491</b>	<b>1</b>	<b>22</b>	<b>18</b>	<b>286</b>	<b>795</b>	<b>26-13</b>	<b>.328</b>	<b>.441</b>	<b>59</b>

**CELEDONIO, JEREMY** *OUTFIELDER*

**Bats:** R **Throws:** R **Height:** 6-0 **Weight:** 183  
**Born:** 12/26/01 in Santo Domingo Este, DR **Resides:** Santo Domingo Este, DR  
**Obtained:** Signed by the Braves as a non-drafted free agent on January 29, 2019

Year	Club	AVG	G	AB	R	H	2B	3B	HR	RBI	SH	SF	HP	BB	SO	SB-CS	OBP	SLG	E
2019	DSL Braves	.203	59	192	30	39	7	0	4	22	0	2	8	41	72	5-0	.362	.302	4
2021	FCL Braves	.000	2	3	0	0	0	0	0	0	0	0	0	0	1	0-0	.000	.000	0
2022	FCL Braves	.177	13	34	5	6	0	1	2	8	0	0	4	8	14	5-0	.391	.412	1
<b>Minor Totals</b>		<b>.197</b>	<b>74</b>	<b>229</b>	<b>35</b>	<b>45</b>	<b>7</b>	<b>1</b>	<b>6</b>	<b>30</b>	<b>0</b>	<b>2</b>	<b>12</b>	<b>49</b>	<b>87</b>	<b>10-0</b>	<b>.363</b>	<b>.314</b>	<b>5</b>

**CERRATO, WISTON** *CATCHER*

**Bats:** S **Throws:** R **Height:** 5-10 **Weight:** 170  
**Born:** 4/9/99 in Rivas, Nicaragua **Resides:** Rivas, Nicaragua  
**Obtained:** Signed by the Braves as a non-drafted free agent on February 13, 2017

Year	Club	AVG	G	AB	R	H	2B	3B	HR	RBI	SH	SF	HP	BB	SO	SB-CS	OBP	SLG	E
2017	DSL Braves	.186	33	86	6	16	4	0	0	6	0	1	2	12	24	5-1	.297	.233	7
2018	GCL Braves	.159	21	44	4	7	1	0	0	0	0	0	1	4	13	0-1	.245	.182	1
2019	GCL Braves	.235	26	81	8	19	5	1	1	12	3	1	3	5	13	1-0	.300	.358	1
		Injured - Did Not Play																	
		Injured - Did Not Play																	
<b>Minor Totals</b>		<b>.199</b>	<b>80</b>	<b>211</b>	<b>18</b>	<b>42</b>	<b>10</b>	<b>1</b>	<b>1</b>	<b>18</b>	<b>3</b>	<b>2</b>	<b>6</b>	<b>21</b>	<b>50</b>	<b>6-2</b>	<b>.288</b>	<b>.270</b>	<b>9</b>

**CHAVEZ, JOSE** *RIGHT-HANDED PITCHER*

**Bats:** R **Throws:** R **Height:** 6-0 **Weight:** 185  
**Born:** 12/23/03 in Barquisimeto, VZ **Resides:** Barquisimeto, VZ  
**Obtained:** Signed by the Braves as a non-drafted free agent on March 30, 2021

Year	Club	W-L	ERA	G	GS	CG	SHO	SV	IP	H	R	ER	HR	HB	BB	SO	WP	BK
2022	FCL Braves	3-1	1.91	15	0	0	0	8	33.0	32	16	7	3	4	17	34	4	1

**CLARNO, NICK** *CATCHER*

**Bats:** R **Throws:** R **Height:** 6-0 **Weight:** 200  
**Born:** 6/25/98 Atlanta, GA **Resides:** Grayson, GA  
**School:** Lenoir-Rhyne (NC)  
**Obtained:** Signed by the Braves as a non-drafted free agent on July 20, 2022

Year	Club	AVG	G	AB	R	H	2B	3B	HR	RBI	SH	SF	HP	BB	SO	SB-CS	OBP	SLG	E
2022	FCL Braves	.000	1	1	0	0	0	0	0	0	0	0	0	1	1	0-0	.500	.000	0
	Rome	.313	5	16	2	5	3	0	0	2	0	0	0	3	3	0-0	.421	.500	1
<b>Minor Totals</b>		<b>.294</b>	<b>6</b>	<b>17</b>	<b>2</b>	<b>5</b>	<b>3</b>	<b>0</b>	<b>0</b>	<b>2</b>	<b>0</b>	<b>0</b>	<b>0</b>	<b>4</b>	<b>4</b>	<b>0-0</b>	<b>.429</b>	<b>.471</b>	<b>1</b>

**CLEMENTINA, HENDRIK** *CATCHER*

**Bats:** R **Throws:** R **Height:** 6-0 **Weight:** 250  
**Born:** 6/17/97 in Willemstad, Curacao **Resides:** Willemstad, Curacao  
**Obtained:** Signed by the Braves as a minor-league free agent on February 11, 2021

**2019:** Named a Florida State League Mid-Season All-Star with High-A Daytona...**2018:** Selected a Midwest League Mid- and Post-Season All-Star with Single-A Dayton...Slugged a career-best .497 in 96 games.....  
Named by the organization as the Reds' Minor League Player of the Month for May...**2017:** Selected a Pioneer League Mid-Season All-Star...Tabbed a Pioneer League Post-Season All-Star...**2014:** In his first professional season, named to the Dominican Summer League All-Star team.

Year	Club	AVG	G	AB	R	H	2B	3B	HR	RBI	SH	SF	HP	BB	SO	SB-CS	OBP	SLG	E
2014	DSL Dodgers	.275	49	182	22	50	11	1	2	18	0	1	5	6	32	3-3	.314	.379	7
2015	AZL Dodgers	.284	26	81	12	23	5	0	0	10	0	2	2	7	22	1-1	.348	.346	3
2016	AZL Dodgers	.217	44	157	22	34	4	1	6	23	0	2	2	14	42	2-0	.286	.369	6
2017	Ogden	.370	24	92	17	34	5	0	4	25	1	2	3	10	16	0-0	.439	.554	1
	Billings	.240	27	96	13	23	6	0	2	10	0	1	2	7	25	0-0	.302	.365	2
2018	Dayton	.268	96	340	38	91	22	1	18	59	0	4	2	30	99	1-0	.327	.497	5
2019	Daytona	.249	91	338	30	84	13	0	14	54	0	3	5	19	92	1-0	.296	.411	8
2021	Mississippi	.206	45	141	17	29	3	0	8	21	0	2	0	11	49	0-0	.260	.397	4
2022	Mississippi	.243	69	267	28	65	9	1	11	34	0	3	3	18	98	1-0	.296	.408	8
	Gwinnett	.154	20	65	5	10	0	0	2	11	0	0	1	5	26	0-0	.225	.246	4
<b>Minor Totals</b>		<b>.252</b>	<b>491</b>	<b>1759</b>	<b>204</b>	<b>443</b>	<b>78</b>	<b>4</b>	<b>67</b>	<b>265</b>	<b>1</b>	<b>20</b>	<b>25</b>	<b>127</b>	<b>501</b>	<b>9-4</b>	<b>.308</b>	<b>.415</b>	<b>48</b>



**COLLINS, TYLER** *OUTFIELDER***Bats:** L **Throws:** R **Height:** 5-11 **Weight:** 180**Born:** 3/6/03 in Dallas, TX **Resides:** McKinney, TX**School:** McKinney Boyd HS (TX)**Obtained:** Selected by the Braves in the eighth round of the 2021 First-Year Player Draft

Year	Club	AVG	G	AB	R	H	2B	3B	HR	RBI	SH	SF	HP	BB	SO	SB-CS	OBP	SLG	E
2021	FCL Braves	.347	23	75	16	26	4	2	0	7	0	0	3	7	23	12-4	.424	.453	2
2022	FCL Braves	.167	4	12	4	2	1	0	0	1	0	0	0	4	6	2-0	.375	.250	0
<b>Minor Totals</b>		<b>.322</b>	<b>27</b>	<b>87</b>	<b>20</b>	<b>28</b>	<b>5</b>	<b>2</b>	<b>0</b>	<b>8</b>	<b>0</b>	<b>0</b>	<b>3</b>	<b>11</b>	<b>29</b>	<b>14-4</b>	<b>.416</b>	<b>.425</b>	<b>2</b>

**CONLEY, CAL** *INFIELDER***Bats:** S **Throws:** R **Height:** 5-11 **Weight:** 180**Born:** 7/17/99 in Orlando, FL**Resides:** Loveland, OH**School:** Texas Tech**Obtained:** Selected by the Braves in the fourth round of the 2021 First-year Player Draft

Year	Club	AVG	G	AB	R	H	2B	3B	HR	RBI	SH	SF	HP	BB	SO	SB-CS	OBP	SLG	E
2021	Augusta	.214	35	140	21	30	5	1	2	9	0	2	5	14	33	8-3	.304	.307	8
2022	Augusta	.246	75	309	62	76	10	6	10	40	4	6	5	25	59	23-7	.307	.414	15
	Rome	.260	44	177	32	46	10	1	6	25	0	1	2	19	50	13-1	.337	.429	9
<b>Minor Totals</b>		<b>.243</b>	<b>154</b>	<b>626</b>	<b>115</b>	<b>152</b>	<b>25</b>	<b>8</b>	<b>18</b>	<b>74</b>	<b>4</b>	<b>9</b>	<b>12</b>	<b>58</b>	<b>142</b>	<b>44-11</b>	<b>.315</b>	<b>.395</b>	<b>32</b>

**CORONA, REIBYN** *RIGHT-HANDED PITCHER***Bats:** R **Throws:** R **Height:** 5-11 **Weight:** 175**Born:** 11/13/01 in Cotui, Dominican Republic**Resides:** Santiago, Dominican Republic**Obtained:** Signed by the Braves as a non-drafted free agent on March 15, 2019

Year	Club	W-L	ERA	G	GS	CG	SHO	SV	IP	H	R	ER	HR	HB	BB	SO	WP	BK	
2019	DSL Braves	3-3	5.19	14	9	0	0	0	43.1	42	27	25	4	4	18	29	6	0	
2021	FCL Braves	1-4	4.66	12	8	0	0	0	38.2	35	26	20	4	6	18	43	3	2	
		Did Not Play																	
<b>Minor Totals</b>		<b>4-7</b>	<b>4.94</b>	<b>26</b>	<b>17</b>	<b>0</b>	<b>0</b>	<b>0</b>	<b>82.0</b>	<b>77</b>	<b>53</b>	<b>45</b>	<b>8</b>	<b>10</b>	<b>36</b>	<b>72</b>	<b>9</b>	<b>2</b>	

**CORTORREAL, ELIAN** *INFIELDER***Bats:** S **Throws:** R **Height:** 5-10 **Weight:** 160**Born:** 11/8/04 in Pimentel, Dominican Republic**Resides:** Pimentel, Dominican Republic**Obtained:** Signed by the Braves as a non-drafted free agent on February 18, 2022

Year	Club	AVG	G	AB	R	H	2B	3B	HR	RBI	SH	SF	HP	BB	SO	SB-CS	OBP	SLG	E
2022	FCL Braves	.190	48	137	18	26	5	2	1	19	0	2	0	45	37	8-2	.386	.277	12

**CUBILLAN, WILKER** *RIGHT-HANDED PITCHER***Bats:** R **Throws:** R **Height:** 6-4 **Weight:** 210**Born:** 1/14/01 in Caja Seca, Venezuela**Resides:** Caja Seca, Venezuela**Obtained:** Signed by the Braves as a non-drafted free agent on September 26, 2019**Signed By:** Winder Leon

Year	Club	W-L	ERA	G	GS	CG	SHO	SV	IP	H	R	ER	HR	HB	BB	SO	WP	BK
2021	FCL Braves	0-1	6.75	10	0	0	0	0	14.2	13	12	11	1	3	21	17	13	0
2022	FCL Braves	1-4	9.86	17	0	0	0	3	21.0	25	24	23	0	1	23	23	9	0
<b>Minor Totals</b>		<b>1-5</b>	<b>8.58</b>	<b>27</b>	<b>0</b>	<b>0</b>	<b>0</b>	<b>3</b>	<b>35.2</b>	<b>38</b>	<b>36</b>	<b>34</b>	<b>1</b>	<b>4</b>	<b>44</b>	<b>40</b>	<b>22</b>	<b>0</b>

**DE AVILA, LUIS** *LEFT-HANDED PITCHER***Bats:** L **Throws:** L **Height:** 5-11 **Weight:** 160**Born:** 5/29/01 in San Estanislao, Colombia**Resides:** Turbaco, Colombia**Obtained:** Obtained by the Braves from Kansas City on December 8, 2021

Year	Club	W-L	ERA	G	GS	CG	SHO	SV	IP	H	R	ER	HR	HB	BB	SO	WP	BK
2018	ACL Colorado	2-2	6.16	8	7	0	0	0	30.2	31	22	21	2	4	12	27	3	0
2021	Royals Gold	0-0	3.38	3	0	0	0	0	5.1	4	2	2	0	0	5	5	0	0
	Columbia	5-4	5.16	24	0	0	0	0	52.1	69	38	30	4	0	19	59	5	1
2022	Rome	6-8	3.49	24	24	1	1	0	126.1	115	57	49	11	6	45	129	8	0
<b>Minor Totals</b>		<b>13-14</b>	<b>4.28</b>	<b>59</b>	<b>31</b>	<b>1</b>	<b>1</b>	<b>0</b>	<b>214.2</b>	<b>219</b>	<b>119</b>	<b>102</b>	<b>17</b>	<b>10</b>	<b>81</b>	<b>220</b>	<b>16</b>	<b>1</b>

**DE CASTRO, DEIVY** INFIELDER

**Bats:** S **Throws:** R **Height:** 5-9 **Weight:** 165  
**Born:** 4/26/03 in San Pedro De Macoris, DR **Resides:** San Pedro De Macoris, DR  
**Obtained:** Signed by the Braves as a non-drafted free agent on July 2, 2019

Year	Club	AVG	G	AB	R	H	2B	3B	HR	RBI	SH	SF	HP	BB	SO	SB-CS	OBP	SLG	E
2022	FCL Braves	.125	11	24	6	3	0	1	0	0	0	0	0	6	11	0-1	.300	.208	0

**DE GRANDPRÉ, CEDRIC** RIGHT-HANDED PITCHER

**Bats:** R **Throws:** R **Height:** 6-3 **Weight:** 215  
**Born:** 1/25/02 in St.-Simon-de-Bagot, Quebec **Resides:** St.-Simon-de-Bagot, Quebec  
**School:** Chipola College (FL)  
**Obtained:** Selected by the Braves in the 13th round of the 2022 First-Year Player Draft.

Year	Club	W-L	ERA	G	GS	CG	SHO	SV	IP	H	R	ER	HR	HB	BB	SO	WP	BK
2022	FCL Braves	0-0	0.00	2	0	0	0	0	3.0	1	0	0	0	1	0	4	1	0
	Augusta	0-1	12.71	3	2	0	0	0	5.2	8	9	8	0	0	4	8	2	0
<b>Minor Totals</b>		<b>0-1</b>	<b>8.31</b>	<b>5</b>	<b>2</b>	<b>0</b>	<b>0</b>	<b>0</b>	<b>8.20</b>	<b>9</b>	<b>9</b>	<b>8</b>	<b>0</b>	<b>1</b>	<b>4</b>	<b>12</b>	<b>3</b>	<b>0</b>

**DE LOS SANTOS, ANDERSON** INFIELDER

**Bats:** S **Throws:** R **Height:** 6-0 **Weight:** 190  
**Born:** 7/28/02 in Santo Domingo, DR **Resides:** Providence, RI  
**School:** Centrals HS (RI)  
**Obtained:** Signed by the Braves as a non-drafted free agent on July 15, 2021

Year	Club	AVG	G	AB	R	H	2B	3B	HR	RBI	SH	SF	HP	BB	SO	SB-CS	OBP	SLG	E
2021	FCL Braves	.178	14	45	3	8	1	0	0	3	1	0	3	1	11	1-0	.245	.200	4
2022	FCL Braves	.185	37	103	15	19	3	0	2	11	0	0	2	13	19	4-5	.288	.272	5
<b>Minor Totals</b>		<b>.182</b>	<b>51</b>	<b>148</b>	<b>18</b>	<b>27</b>	<b>4</b>	<b>0</b>	<b>2</b>	<b>14</b>	<b>1</b>	<b>0</b>	<b>5</b>	<b>14</b>	<b>30</b>	<b>5-5</b>	<b>.275</b>	<b>.250</b>	<b>9</b>

**DEAL, HAYDEN** LEFT-HANDED PITCHER

**Bats:** R **Throws:** L **Height:** 6-3 **Weight:** 210  
**Born:** 11/4/94 in Hickory, NC **Resides:** Maiden, NC  
**School:** Presbyterian College (SC)  
**Obtained:** Signed by the Braves as a non-drafted free agent on June 23, 2017

**2019 Review:** Was a FSL Mid-Season All-Star...Named by the organization as Florida's Pitcher of the Month in April after going 2-1 with a 1.20 ERA (4 ER/30.0 IP), six walks, 27 strikeouts, 0.73 WHIP and a .154 batting average against in five appearances...**2018:** Made 27 appearances, five starts, with Single-A Rome and went 9-1 with a 2.17 ERA (19 ER/78.2 IP) and 82 strikeouts...Was named by the organization as Rome's Pitcher of the Year following the season...2.17 ERA was second lowest among Braves farmhands with at least 75.0 innings.

Year	Club	W-L	ERA	G	GS	CG	SHO	SV	IP	H	R	ER	HR	HB	BB	SO	WP	BK
2017	GCL Braves	2-2	3.71	13	0	0	0	2	26.2	29	17	11	1	3	8	23	1	0
	Rome	1-0	0.00	1	0	0	0	0	4.0	1	0	0	0	0	1	4	0	0
2018	Rome	9-1	2.17	27	5	1	0	2	78.2	62	23	19	3	4	17	82	13	0
2019	Florida	5-10	3.24	23	22	1	1	0	119.1	119	51	43	6	5	32	99	6	0
2021	Mississippi	3-2	3.77	23	17	0	0	1	88.1	81	40	37	5	9	33	72	6	0
2022	Mississippi	3-2	4.12	31	4	0	0	0	59.0	55	30	27	2	3	26	53	5	0
<b>Minor Totals</b>		<b>23-17</b>	<b>3.28</b>	<b>118</b>	<b>48</b>	<b>2</b>	<b>1</b>	<b>5</b>	<b>376.0</b>	<b>347</b>	<b>161</b>	<b>137</b>	<b>17</b>	<b>24</b>	<b>117</b>	<b>333</b>	<b>31</b>	<b>0</b>

**DEAN, JUSTIN** OUTFIELDER

**Bats:** R **Throws:** R **Height:** 5-8 **Weight:** 170  
**Born:** 12/6/96 in Greenville, SC **Resides:** Mauldin, SC  
**School:** Lenoir-Rhyne  
**Obtained:** Selected by the Braves in the 17th round of the 2018 First-Year Player Draft

Year	Club	AVG	G	AB	R	H	2B	3B	HR	RBI	SH	SF	HP	BB	SO	SB-CS	OBP	SLG	E
2018	Danville	.308	32	130	28	40	8	4	1	15	0	0	3	22	32	7-6	.419	.454	
	Rome	.257	28	113	20	29	2	5	0	8	0	0	2	11	27	9-3	.333	.363	
2019	Rome	.284	109	429	85	122	18	9	9	46	0	2	10	62	115	47-10	.386	.431	
2021	Mississippi	.237	99	363	60	86	14	4	8	34	0	0	18	42	128	29-6	.345	.364	
2022	Mississippi	.234	78	274	44	64	12	4	3	27	0	2	6	40	97	19-5	.342	.339	3
	Gwinnett	.204	19	54	3	11	2	0	0	5	0	1	1	3	15	5-1	.254	.241	1
<b>Minor Totals</b>		<b>.258</b>	<b>365</b>	<b>1363</b>	<b>240</b>	<b>352</b>	<b>56</b>	<b>26</b>	<b>21</b>	<b>135</b>	<b>0</b>	<b>5</b>	<b>40</b>	<b>180</b>	<b>414</b>	<b>116-31</b>	<b>.360</b>	<b>.384</b>	<b>12</b>

**DELGADO, RILEY** INFILDER

**Bats:** R **Throws:** R **Height:** 5-9 **Weight:** 180  
**Born:** 2/22/95 in Miami, FL **Resides:** Murfreesboro, TN  
**School:** Middle Tennessee State University  
**Obtained:** Selected by the Braves in the ninth round (260th overall) in the 2017 First-Year Player Draft  
**Signed By:** Dustin Evans

**2019 Review:** Spent the entire year with High-A Florida and was named a Florida State League Mid- and Post-Season All-Star...Led the circuit in hits (144), while finishing seventh in batting average (.282)...Named Florida's Player of the Month for April by the organization...Slashed .326/.369/.400 (31-for-95) with nine RBI in 24 games that month...Finished the campaign tabbed by MLB.com as Atlanta's No. 24 prospect... Named by *Baseball America* as having the best "Strike-Zone Discipline" in the Braves organization...**2018:** Appeared in 122 games between Single-A Rome and High-A Florida, combining to bat .315 (153-for-486)...Led all Atlanta farmhands with 153 hits...Was named a South Atlantic League Mid-Season All-Star after hitting .318 in 59 games before the All-Star break...Honored by the organization as Rome's Player of the Month for April after batting .360 (27-for-75) in 19 games...**2017:** Split his first professional season between Rookie Advanced Danville and Single-A Rome, and combined to bat .217/.280/.241 between the two clubs...**Amateur:** Finished his career at Middle Tennessee State with a career batting average of .369, seventh best in program history.

Year	Club	AVG	G	AB	R	H	2B	3B	HR	RBI	SH	SF	HP	BB	SO	SB-CS	OBP	SLG	E
2017	Danville	.232	22	69	5	16	1	0	0	6	1	1	0	7	9	0-0	.299	.246	3
	Rome	.143	4	14	3	2	1	0	0	5	0	1	0	1	2	0-0	.188	.214	1
2018	Rome	.330	78	309	35	102	19	0	2	45	0	3	11	17	30	1-0	.382	.411	5
	Florida	.288	44	177	15	51	5	0	0	11	1	0	2	12	18	0-0	.340	.316	5
2019	Florida	.282	131	511	49	144	15	3	0	33	3	2	5	28	42	1-1	.324	.323	9
2021	Rome	.252	78	301	37	76	6	2	2	23	0	2	1	27	37	3-1	.314	.306	5
	Mississippi	.179	8	28	3	5	0	0	0	0	0	0	1	3	0-0	.207	.179	0	
2022	Mississippi	.272	109	371	51	101	13	1	2	30	0	2	8	31	57	3-1	.340	.329	4
<b>Minor Totals</b>		<b>.279</b>	<b>474</b>	<b>1780</b>	<b>198</b>	<b>497</b>	<b>60</b>	<b>6</b>	<b>6</b>	<b>153</b>	<b>5</b>	<b>11</b>	<b>27</b>	<b>124</b>	<b>198</b>	<b>8-3</b>	<b>.334</b>	<b>.330</b>	<b>32</b>

**DIAZ, GIOMAR** RIGHT-HANDED PITCHER

**Bats:** R **Throws:** R **Height:** 6-3 **Weight:** 190  
**Born:** 11/23/02 in Bani, Dominican Republic **Resides:** Bani, Dominican Republic  
**Obtained:** Signed by the Braves as a non-drafted free agent on November 11, 2019

Year	Club	W-L	ERA	G	GS	CG	SHO	SV	IP	H	R	ER	HR	HB	BB	SO	WP	BK
2022	FCL Braves	1-1	3.63	16	0	0	0	1	22.1	11	12	9	2	2	10	21	5	2

**DILONE, ADEL** RIGHT-HANDED PITCHER

**Bats:** R **Throws:** R **Height:** 6-3 **Weight:** 215  
**Born:** 10/07/00 in Monte Cristi, Dominican Republic **Resides:** Monte Cristi, Dominican Republic  
**Obtained:** Signed by the Braves as a non-drafted free agent on January 22, 2020  
**Signed By:** Jonathan Cruz

Year	Club	W-L	ERA	G	GS	CG	SHO	SV	IP	H	R	ER	HR	HB	BB	SO	WP	BK
2022	FCL Braves	0-0	2.84	4	0	0	0	1	6.1	6	4	2	1	2	2	7	2	1
	FCL Braves	0-1	9.19	11	0	0	0	2	15.2	15	18	16	2	2	12	18	6	2
<b>Minor Totals</b>		<b>0-1</b>	<b>7.36</b>	<b>15</b>	<b>0</b>	<b>0</b>	<b>0</b>	<b>3</b>	<b>22.0</b>	<b>21</b>	<b>22</b>	<b>18</b>	<b>3</b>	<b>4</b>	<b>14</b>	<b>25</b>	<b>8</b>	<b>3</b>

**DILONE, JOSÉ** INFILDER

**Bats:** L **Throws:** R **Height:** 6-0 **Weight:** 164  
**Born:** 10/9/2000 in La Vega, Dominican Republic **Resides:** La Vega, Dominican Republic  
**Obtained:** Signed by the Braves as a non-drafted free agent on July 6, 2018  
**Signed By:** Carlos Sequera

Year	Club	AVG	G	AB	R	H	2B	3B	HR	RBI	SH	SF	HP	BB	SO	SB-CS	OBP	SLG	E
2019	DSL Braves	.267	63	202	34	54	3	1	1	24	3	3	4	31	45	18-8	.371	.307	19
2021	FCL Braves	.195	30	87	7	17	3	0	0	4	0	1	3	7	27	3-0	.276	.230	2
2022	FCL Braves	.188	36	112	20	21	3	1	2	14	0	0	3	25	41	11-3	.350	.286	4
	FCL Braves	.188	36	112	20	21	3	1	2	14	0	0	3	25	41	11-3	.350	.286	0
<b>Minor Totals</b>		<b>.228</b>	<b>131</b>	<b>404</b>	<b>62</b>	<b>92</b>	<b>9</b>	<b>2</b>	<b>3</b>	<b>42</b>	<b>3</b>	<b>4</b>	<b>10</b>	<b>65</b>	<b>116</b>	<b>32-11</b>	<b>.346</b>	<b>.282</b>	<b>25</b>

**DIMON, DAWSON** CATCHER**Bats:** R**Throws:** R**Height:** 6-1**Weight:** 208**Born:** 5/17/99 in Lancaster, CA**Resides:** Lancaster, CA**School:** Quartz Hill HS (CA)**Obtained:** Acquired by the Braves from the Tampa Bay Rays in exchange for cash considerations on June 6, 2022

Year	Club	AVG	G	AB	R	H	2B	3B	HR	RBI	SH	SF	HP	BB	SO	SB-CS	OBP	SLG	E
2018	FCL Rays	.194	13	31	1	6	1	0	0	4	1	0	4	4	7	0-0	.359	.226	1
2019	FCL Rays	.138	11	29	0	4	1	0	0	2	0	0	0	0	10	1-0	.138	.172	1
	Princeton	.226	9	31	5	7	4	0	0	3	0	0	0	3	16	0-0	.294	.355	1
2021	FCL Rays	.333	9	9	2	3	0	0	0	2	0	0	0	5	4	0-0	.571	.333	0
2022	FCL Braves	.200	3	10	0	2	0	0	0	0	0	0	0	2	4	0-0	.333	.200	0
	Charleston	.140	13	43	4	6	1	1	0	6	0	1	0	7	17	0-0	.255	.209	2
	Rome	1.000	1	1	0	1	0	0	0	0	0	0	0	1	0	0-0	1.000	1.000	0
	Gwinnett	.000	3	6	0	0	0	0	0	0	0	0	0	1	4	0-0	.143	.000	0
<b>Minor Totals</b>		<b>.181</b>	<b>62</b>	<b>160</b>	<b>12</b>	<b>29</b>	<b>7</b>	<b>1</b>	<b>0</b>	<b>17</b>	<b>1</b>	<b>1</b>	<b>4</b>	<b>23</b>	<b>62</b>	<b>1-0</b>	<b>.298</b>	<b>.238</b>	<b>5</b>

**DODD, DYLAN** LEFT-HANDED PITCHER**Bats:** L**Throws:** L**Height:** 6-2**Weight:** 220**Born:** 6/6/98 in Elk Grove, IL**Resides:** Danville, IL**School:** Southeast Missouri State**Obtained:** Selected by the Braves in the third round of the 2021 First-Year Player Draft

Year	Club	W-L	ERA	G	GS	CG	SHO	SV	IP	H	R	ER	HR	HB	BB	SO	WP	BK
2021	Augusta	0-1	4.91	3	3	0	0	0	11	10	6	6	0	0	3	14	0	0
	Rome	0-1	24.00	1	1	0	0	0	3	9	8	8	4	0	0	6	0	0
2022	Rome	9-5	3.44	16	16	0	0	0	89.0	85	41	34	6	3	17	91	7	1
	Mississippi	2-4	3.11	9	9	0	0	0	46.1	46	18	16	3	0	13	55	2	0
	Gwinnett	1-0	4.05	1	1	0	0	0	6.2	5	3	3	1	0	1	7	1	0
<b>Minor Totals</b>		<b>12-11</b>	<b>3.87</b>	<b>30</b>	<b>30</b>	<b>0</b>	<b>0</b>	<b>0</b>	<b>156.0</b>	<b>155</b>	<b>76</b>	<b>67</b>	<b>14</b>	<b>3</b>	<b>34</b>	<b>173</b>	<b>10</b>	<b>1</b>

**DUM, BENJAMIN** RIGHT-HANDED PITCHER**Bats:** L**Throws:** R**Height:** 6-0**Weight:** 215**Born:** 9/30/96 in Elliottsburg, PA**Resides:** Elliottsburg, PA**School:** Virginia Commonwealth University**Obtained:** Signed by the Braves as a minor-league free agent on February 26, 2021

Year	Club	W-L	ERA	G	GS	CG	SHO	SV	IP	H	R	ER	HR	HB	BB	SO	WP	BK
2019	Elizabethton	4-2	3.21	8	0	0	0	0	14.0	14	7	5	1	1	0	20	1	0
2021	Augusta	1-1	3.68	22	0	0	0	3	36.2	36	18	15	4	4	11	38	2	0
2022	Augusta	1-0	0.00	3	0	0	0	0	5.2	2	0	0	0	0	0	6	0	0
	Rome	3-0	3.86	37	0	0	0	3	46.2	48	22	20	6	9	16	44	4	1
<b>Minor Totals</b>		<b>11-4</b>	<b>3.54</b>	<b>78</b>	<b>0</b>	<b>0</b>	<b>0</b>	<b>6</b>	<b>114.1</b>	<b>110</b>	<b>54</b>	<b>45</b>	<b>14</b>	<b>15</b>	<b>29</b>	<b>122</b>	<b>7</b>	<b>1</b>

**DUNAND, JOSEPH** INFILDER**Bats:** R**Throws:** R**Height:** 6-2**Weight:** 225**Born:** 9/20/95 in Miami, FL**Resides:** Miami, FL**School:** North Carolina State**Obtained:** Claimed off waivers from the Miami Marlins on June 1, 2022

Year	Club	AVG	G	AB	R	H	2B	3B	HR	RBI	SH	SF	HP	BB	SO	SB-CS	OBP	SLG	E	
2017	Marlins	.375	5	16	4	6	3	0	1	3	0	1	1	3	4	0-0	.476	.750	0	
	Jupiter	.364	3	11	1	4	2	0	0	1	0	0	0	2	4	0-1	.462	.546	0	
2018	Jupiter	.263	66	243	39	64	8	1	7	42	0	5	5	20	54	2-0	.326	.391	10	
	Jacksonville	.212	61	217	25	46	13	0	7	28	0	2	4	16	71	0-1	.276	.369	5	
2019	Jacksonville	.242	130	462	44	112	25	1	5	42	0	10	15	38	119	2-1	.314	.333	16	
2021	Jupiter	.143	5	14	0	2	0	0	0	0	0	0	0	1	0	7	0-0	.200	.143	0
	Jacksonville	.201	64	204	20	41	9	1	8	32	1	2	5	17	70	0-0	.276	.373	7	
2022	Jacksonville	.242	20	66	15	16	6	0	2	9	0	1	2	10	27	2-0	.354	.424	1	
	Gwinnett	.205	70	229	28	47	12	1	4	15	0	4	27	78	4-1	.300	.319	4		
	MIAMI	.300	3	10	2	3	1	0	1	1	0	0	1	0	3	0-0	.364	.700	0	
<b>Minor Totals</b>		<b>.231</b>	<b>424</b>	<b>1462</b>	<b>176</b>	<b>338</b>	<b>78</b>	<b>4</b>	<b>34</b>	<b>172</b>	<b>1</b>	<b>21</b>	<b>37</b>	<b>133</b>	<b>434</b>	<b>10-4</b>	<b>.307</b>	<b>.360</b>	<b>43</b>	
<b>Major Totals</b>		<b>.300</b>	<b>3</b>	<b>10</b>	<b>2</b>	<b>3</b>	<b>1</b>	<b>0</b>	<b>1</b>	<b>1</b>	<b>0</b>	<b>0</b>	<b>1</b>	<b>0</b>	<b>3</b>	<b>0-0</b>	<b>.364</b>	<b>.700</b>	<b>0</b>	

**ELLIOTT, JAKE** RIGHT-HANDED PITCHER

**Bats:** R                      **Throws:** R                      **Height:** 6-7                      **Weight:** 221  
**Born:** 3/22/95 in Pinehurst, NC                      **Resides:** Coppell, TX  
**School:** Oklahoma  
**Obtained:** Signed by the Braves as a minor league free agent on January 5, 2022

Year	Club	W-L	ERA	G	GS	CG	SHO	SV	IP	H	R	ER	HR	HB	BB	SO	WP	BK
2016	Great Falls	3-3	4.30	18	2	0	0	2	37.2	39	20	18	3	2	9	45	1	0
2017	Winston-Salem	0-0	18.00	1	0	0	0	0	1.0	2	2	2	0	1	1	0	0	0
	Kannapolis	1-3	2.29	28	0	0	0	1	63.0	48	16	16	2	5	10	59	1	1
2018	Kannapolis	1-3	2.99	33	2	0	0	2	75.1	57	28	25	6	4	22	86	7	0
2019	Winston-Salem	4-2	4.83	33	4	0	0	2	63.1	58	44	34	7	7	26	54	10	0
	Birmingham	1-0	3.00	2	0	0	0	0	3.0	5	1	1	0	0	1	3	1	0
2021	Birmingham	5-2	3.72	30	0	0	0	0	55.2	48	26	23	8	2	21	48	2	1
2022	New Hampshire	5-0	3.29	27	0	0	0	3	41.0	28	16	15	4	1	15	49	6	0
	Buffalo	1-1	6.00	14	1	0	0	0	18.0	25	13	12	5	0	6	15	2	0
<b>Minor Totals</b>		<b>21-14</b>	<b>3.67</b>	<b>186</b>	<b>9</b>	<b>0</b>	<b>0</b>	<b>10</b>	<b>358.0</b>	<b>310</b>	<b>166</b>	<b>146</b>	<b>35</b>	<b>22</b>	<b>111</b>	<b>359</b>	<b>30</b>	<b>2</b>

**EXPOSITO, EJ** INFIELDER

**Bats:** R                      **Throws:** R                      **Height:** 6-0                      **Weight:** 190  
**Born:** 5/4/01 in Brooklyn, NY                      **Resides:** Central Islip, NY  
**School:** Long Island (NY)  
**Obtained:** Selected by the Braves in the 16th round of the 2022 First-Year Player Draft.

Year	Club	AVG	G	AB	R	H	2B	3B	HR	RBI	SH	SF	HP	BB	SO	SB-CS	OBP	SLG	E
2022	FCL Braves	.182	4	11	0	2	1	0	0	0	0	0	0	0	3	0-0	.182	.273	0
	Augusta	.234	26	94	15	22	3	0	3	11	0	0	3	17	26	2-3	.368	.362	5
<b>Minor Totals</b>		<b>.229</b>	<b>30</b>	<b>105</b>	<b>15</b>	<b>24</b>	<b>4</b>	<b>0</b>	<b>3</b>	<b>11</b>	<b>0</b>	<b>0</b>	<b>3</b>	<b>17</b>	<b>29</b>	<b>2-3</b>	<b>.352</b>	<b>.352</b>	<b>5</b>

**FIGUEROA, LEIKER** INFIELDER

**Bats:** R                      **Throws:** R                      **Height:** 5-11                      **Weight:** 155  
**Born:** 1/12/05 in Barquisimeto, VZ                      **Resides:** Barquisimeto, VZ  
**Obtained:** Signed by the Braves as a non-drafted free agent on January 15, 2022

Year	Club	AVG	G	AB	R	H	2B	3B	HR	RBI	SH	SF	HP	BB	SO	SB-CS	OBP	SLG	E
2022	FCL Braves	.211	49	161	22	34	3	2	0	11	0	1	6	19	38	17-7	.316	.255	0

**FLORENTINO, DARLING** INFIELDER

**Bats:** R                      **Throws:** R                      **Height:** 6-0                      **Weight:** 190  
**Born:** 5/25/01 in San Pedro De Macoris, DR                      **Resides:** San Pedro De Macoris, DR  
**Obtained:** Signed by the Braves as a non-drafted free agent on July 2, 2017  
**Signed By:** Roy Gomez

**2019 Review:** Combined to play in 68 games between rookie-level GCL Braves and Single-A Rome, batting .200/.248/.352 (46-for-230) with nine home runs, 34 RBI and 24 runs scored...Was on the injured list from 4/29-5/24 with right shoulder inflammation.

Year	Club	AVG	G	AB	R	H	2B	3B	HR	RBI	SH	SF	HP	BB	SO	SB-CS	OBP	SLG	E
2018	GCL Braves	.217	37	138	16	30	6	1	3	15	0	1	2	5	40	1-2	.253	.341	10
2019	Rome	.198	36	126	8	25	5	0	3	13	0	1	0	7	60	0-1	.239	.310	16
	GCL Braves	.202	32	104	16	21	3	0	6	21	0	3	2	7	47	0-0	.259	.404	9
										Did Not Play									
<b>Minor Totals</b>		<b>.207</b>	<b>105</b>	<b>368</b>	<b>40</b>	<b>76</b>	<b>14</b>	<b>1</b>	<b>12</b>	<b>49</b>	<b>0</b>	<b>5</b>	<b>4</b>	<b>19</b>	<b>147</b>	<b>1-3</b>	<b>.250</b>	<b>.348</b>	<b>35</b>

**FLOYD, FRANCISCO** INFIELDER

**Bats:** R                      **Throws:** R                      **Height:** 6-1                      **Weight:** 167  
**Born:** 5/25/02 in San Pedro De Macoris, DR                      **Resides:** Hato Mayor, DR  
**Obtained:** Signed by the Braves as a non-drafted free agent on July 6, 2018  
**Signed By:** Jonathan Cruz

Year	Club	AVG	G	AB	R	H	2B	3B	HR	RBI	SH	SF	HP	BB	SO	SB-CS	OBP	SLG	E
2019	DSL Braves	.223	58	220	31	49	4	2	0	18	2	0	2	26	69	14-9	.310	.259	15
2021	FCL Braves	.209	26	67	10	14	2	0	2	8	0	1	0	9	29	2-1	.299	.328	4
2022	FCL Braves	.205	24	88	18	18	2	1	2	8	0	0	1	10	34	9-2	.293	.318	4
	Augusta	.252	35	135	23	34	5	0	3	24	0	1	0	20	64	6-2	.346	.356	5
<b>Minor Totals</b>		<b>.226</b>	<b>143</b>	<b>510</b>	<b>82</b>	<b>115</b>	<b>13</b>	<b>3</b>	<b>7</b>	<b>58</b>	<b>2</b>	<b>2</b>	<b>3</b>	<b>65</b>	<b>196</b>	<b>31-14</b>	<b>.316</b>	<b>.304</b>	<b>28</b>

**FRANCISCO, STYVEN** RIGHT-HANDED PITCHER

**Bats:** R      **Throws:** R      **Height:** 5-11      **Weight:** 170  
**Born:** 10/29/04 in Rio San Juan, Dominican Republic      **Resides:** Rio San Juan, Dominican Republic  
**Obtained:** Signed by the Braves as a non-drafted free agent on November 24, 2022

Year	Club	W-L	ERA	G	GS	CG	SHO	SV	IP	H	R	ER	HR	HB	BB	SO	WP	BK
2023 Will Be First Professional Season																		

**FRANKLIN, JESSE** OUTFIELDER

**Bats:** L      **Throws:** L      **Height:** 6-2      **Weight:** 215  
**Born:** 12/01/98 in Seattle, WA      **Resides:** Seattle, WA  
**School:** University of Michigan  
**Obtained:** Selected by the Braves in the third round (97th overall) of the 2020 First-Year Player Draft  
**Signed By:** Jeremy Gordon

**2020 Review:** In his first professional season, was added to Atlanta's 60-man player pool on July 29... Spent the rest of the season at the club's alternate training site...Ended the season ranked by MLB.com as the Braves' No. 29 prospect...**Amateur:** In two seasons at the University of Michigan, hit .287 (122-for-425) with 23 home runs and 102 RBI, posting a .520 slugging percentage in 115 games...He did not play this past season, 2020, because of a broken collarbone suffered in January...Was Michigan's primary centerfielder during the Wolverines' run to the College World Series Finals in 2019...Named to the CWS All-Tournament Team...The Seattle native was also drafted out of high school (Seattle Preparatory School) by the Mariners in 2017 (37th round)...That season he was Washington's Gatorade Player of the Year.

Year	Club	AVG	G	AB	R	H	2B	3B	HR	RBI	SH	SF	HP	BB	SO	SB-CS	OBP	SLG	E
2021	Rome	.244	101	360	55	88	24	2	24	61	0	4	8	34	115	19-4	.320	.522	4
2022	Mississippi	.236	15	55	6	13	1	1	2	9	0	2	3	6	18	2-0	.333	.400	0
<b>Minor Totals</b>		<b>.243</b>	<b>116</b>	<b>415</b>	<b>61</b>	<b>101</b>	<b>25</b>	<b>3</b>	<b>26</b>	<b>70</b>	<b>0</b>	<b>6</b>	<b>11</b>	<b>40</b>	<b>133</b>	<b>21-4</b>	<b>.322</b>	<b>.506</b>	<b>4</b>

**FRANKS, JASON** RIGHT-HANDED PITCHER

**Bats:** R      **Throws:** R      **Height:** 6-5      **Weight:** 220  
**Born:** 1/23/99 in Novato, CA      **Resides:** Novato, CA  
**School:** Cal Poly  
**Obtained:** Selected by the Braves in the eighth round of the 2022 First-Year Player Draft.

Year	Club	W-L	ERA	G	GS	CG	SHO	SV	IP	H	R	ER	HR	HB	BB	SO	WP	BK
2022	FCL Braves	1-0	8.10	6	0	0	0	0	6.2	9	6	6	2	2	4	12	2	0

**FUENTES, DIDIER** RIGHT-HANDED PITCHER

**Bats:** R      **Throws:** R      **Height:** 6-0      **Weight:** 170  
**Born:** 6/17/05 in Tolú, Colombia      **Resides:** Tolú, Colombia  
**Obtained:** Signed by the Braves as a non-drafted free agent on January 15, 2022

Year	Club	W-L	ERA	G	GS	CG	SHO	SV	IP	H	R	ER	HR	HB	BB	SO	WP	BK
2022	FCL Braves	1-1	2.25	11	11	0	0	0	44.0	35	13	11	2	2	10	50	2	1

**FUENTES, JOSH** INFIELDER

**Bats:** R      **Throws:** R      **Height:** 6-2      **Weight:** 215  
**Born:** 2/19/93 in Rancho Santa Margarita, CA      **Resides:** Scottsdale, AZ  
**School:** Missouri Baptist  
**Obtained:** Signed by the Braves as a minor league free agent on December 19, 2022

Year	Club	AVG	G	AB	R	H	2B	3B	HR	RBI	SH	SF	HP	BB	SO	SB-CS	OBP	SLG	E
2014	Tri-City	.260	41	150	20	39	7	0	1	16	2	2	5	13	39	6-2	.335	.327	11
2015	Asheville	.252	93	337	45	85	24	1	6	42	6	5	8	29	64	7-6	.322	.383	17
2016	Asheville	.398	28	93	18	37	14	0	4	20	4	2	5	4	22	2-4	.442	.677	3
	Modesto	.278	77	291	44	81	15	4	9	44	3	2	13	16	54	1-1	.342	.450	14
2017	Hartford	.307	122	414	48	127	28	7	15	72	4	2	6	24	92	8-5	.352	.517	12
2018	Albuquerque	.327	135	551	93	180	39	12	14	95	1	7	6	21	103	3-5	.354	.517	10
2019	Albuquerque	.254	101	402	66	102	23	2	17	64	4	4	2	25	118	1-1	.298	.448	13
	COLORADO	.218	24	55	8	12	1	0	3	7	0	0	0	1	20	1-0	.232	.400	0
2020	COLORADO	.306	30	98	14	30	7	0	2	17	0	2	1	2	29	1-0	.320	.439	1
2021	Albuquerque	.269	49	193	29	52	12	2	9	32	0	1	5	11	43	1-3	.324	.492	2
	COLORADO	.225	95	271	30	61	11	1	7	33	0	1	0	12	65	0-0	.257	.351	8
2022	Buffalo	.162	29	105	11	17	1	0	1	5	0	1	2	4	43	1-0	.205	.200	3
<b>Minor Totals</b>		<b>.284</b>	<b>675</b>	<b>2536</b>	<b>374</b>	<b>720</b>	<b>163</b>	<b>28</b>	<b>76</b>	<b>390</b>	<b>24</b>	<b>26</b>	<b>52</b>	<b>147</b>	<b>578</b>	<b>30-27</b>	<b>.333</b>	<b>.460</b>	<b>9</b>
<b>Major Totals</b>		<b>.243</b>	<b>149</b>	<b>424</b>	<b>52</b>	<b>103</b>	<b>19</b>	<b>1</b>	<b>12</b>	<b>57</b>	<b>0</b>	<b>3</b>	<b>1</b>	<b>15</b>	<b>114</b>	<b>2-0</b>	<b>.269</b>	<b>.377</b>	<b>85</b>

**GARCIA, ANTHONY** RIGHT-HANDED PITCHER

**Bats:** R                      **Throws:** R                      **Height:** 6-2                      **Weight:** 200  
**Born:** 3/28/02 in Santa Clara, Cuba                      **Resides:** Santa Clara, Cuba  
**Obtained:** Signed by the Braves as a non-drafted free agent on June 20, 2022

Year	Club	W-L	ERA	G	GS	CG	SHO	SV	IP	H	R	ER	HR	HB	BB	SO	WP	BK
2022	FCL Braves	2-3	6.25	10	9	0	0	0	31.2	32	26	22	0	4	20	35	2	0

**GARCIA, ELIAN** OUTFIELDER

**Bats:** L                      **Throws:** L                      **Height:** 5-10                      **Weight:** 175  
**Born:** 10/31/04 in Santo Domingo, DR                      **Resides:** Santo Domingo, DR  
**Obtained:** Signed by the Braves as a non-drafted free agent on January 15, 2022

Year	Club	AVG	G	AB	R	H	2B	3B	HR	RBI	SH	SF	HP	BB	SO	SB-CS	OBP	SLG	E
2022	FCL Braves	.111	35	90	17	10	3	0	0	8	0	1	8	21	37	1-2	.325	.144	4

**GIL, RUBEN** LEFT-HANDED PITCHER

**Bats:** L                      **Throws:** L                      **Height:** 6-5                      **Weight:** 190  
**Born:** 3/25/02 in Moca, Dominican Republic                      **Resides:** Moca, Dominican Republic  
**Obtained:** Signed by the Braves as a non-drafted free agent on February 2, 2021

Year	Club	W-L	ERA	G	GS	CG	SHO	SV	IP	H	R	ER	HR	HB	BB	SO	WP	BK
2023 Will Be First Professional Season																		

**GLOD, DOUGLAS** OUTFIELDER

**Bats:** R                      **Throws:** R                      **Height:** 5-10                      **Weight:** 185  
**Born:** 1/20/05 in La Guaira, VZ                      **Resides:** Puerto La Cruz, VZ  
**Obtained:** Signed by the Braves as a non-drafted free agent on January 15, 2022

Year	Club	AVG	G	AB	R	H	2B	3B	HR	RBI	SH	SF	HP	BB	SO	SB-CS	OBP	SLG	E
2022	FCL Braves	.202	32	104	23	21	6	2	2	13	0	0	2	22	36	3-3	.352	.356	2

**GONZALEZ, DOMINGO** RIGHT-HANDED PITCHER

**Bats:** R                      **Throws:** R                      **Height:** 5-11                      **Weight:** 198  
**Born:** 9/27/99 in San Francisco de Macoris, DR                      **Resides:** San Francisco de Macoris, DR  
**Obtained:** Selected by the Braves in the 2022 Rule 5 Draft.

Year	Club	W-L	ERA	G	GS	CG	SHO	SV	IP	H	R	ER	HR	HB	BB	SO	WP	BK
2018	DSL Pirates 1	2-3	5.84	16	0	0	0	3	24.2	28	20	16	0	3	15	18	9	2
2019	FCL Pirates	1-3	3.58	9	8	0	0	0	37.2	30	19	15	1	2	14	43	3	0
	DSL Pirates 2	5-0	0.36	7	0	0	0	1	25.1	12	1	0	3	3	33	0	0	
	West Virginia	1-0	0.00	1	1	0	0	0	6.0	3	0	0	0	0	1	8	0	0
2021	Bradenton	3-3	3.72	12	8	0	0	0	48.1	38	27	20	8	6	20	69	1	3
	Greensboro	2-2	6.46	8	6	0	0	0	39.0	48	28	28	12	2	17	35	1	2
2022	Greensboro	9-3	4.96	28	11	0	0	0	101.2	99	59	56	13	11	42	99	12	2
	Altoona	0-0	3.00	1	0	0	0	0	3.0	2	1	1	0	0	3	4	0	0
<b>Minor Totals</b>		<b>23-14</b>	<b>4.32</b>	<b>82</b>	<b>34</b>	<b>0</b>	<b>0</b>	<b>4</b>	<b>285.2</b>	<b>260</b>	<b>155</b>	<b>137</b>	<b>34</b>	<b>27</b>	<b>115</b>	<b>309</b>	<b>26</b>	<b>9</b>

**GONZALEZ, ROBERT** OUTFIELDER

**Bats:** L                      **Throws:** R                      **Height:** 6-0                      **Weight:** 175  
**Born:** 12/22/2004 in Azua, Dominican Republic                      **Resides:** Azua, Dominican Republic  
**Obtained:** Signed by the Braves as a non-drafted free agent on January 15, 2022

Year	Club	AVG	G	AB	R	H	2B	3B	HR	RBI	SH	SF	HP	BB	SO	SB-CS	OBP	SLG	E
2022	FCL Braves	.264	55	212	41	56	9	4	2	26	0	2	1	25	51	12-5	.342	.373	1

**GORDON, TANNER** RIGHT-HANDED PITCHER

**Bats:** L                      **Throws:** R                      **Height:** 6-5                      **Weight:** 220  
**Born:** 10/26/97 in Champaign, IL                      **Resides:** Champaign, IL  
**School:** Indiana University

**Obtained:** Selected by the Braves in the sixth round (187th overall) of the 2019 First-Year Player Draft

**2019 Review:** Posted the best ERA on Rookie Advanced Danville, 2.22 (min. 12 appearances)...Struck out 36 in 24.1 innings, an average of 13.3 per 9.0 innings...Made five appearances in August and went 2-0 with a 0.87 ERA (1 ER/10.1 IP) with four walks and 17 strikeouts.

**GORDON CONT.**

Year	Club	W-L	ERA	G	GS	CG	SHO	SV	IP	H	R	ER	HR	HB	BB	SO	WP	BK
2019	Danville	2-1	2.22	13	0	0	0	0	24.1	13	6	6	2	0	12	36	2	0
2021	Augusta	4-4	3.43	11	11	1	0	0	57.2	43	24	22	5	4	10	65	2	0
	Rome	2-4	4.44	11	10	0	0	1	50.2	57	32	25	8	0	11	44	5	3
2022	Rome	3-1	1.64	4	4	0	0	0	22.0	18	5	4	1	0	0	36	1	0
	Mississippi	9-6	5.31	21	21	1	0	0	98.1	106	62	58	16	2	37	97	2	2
<b>Minor Totals</b>		<b>20-16</b>	<b>4.09</b>	<b>60</b>	<b>46</b>	<b>2</b>	<b>0</b>	<b>1</b>	<b>253.0</b>	<b>237</b>	<b>129</b>	<b>115</b>	<b>32</b>	<b>6</b>	<b>70</b>	<b>278</b>	<b>12</b>	<b>5</b>

**GRACIANO, WILFRANK** INFILDER

**Bats:** R      **Throws:** R      **Height:** 5-11      **Weight:** 160  
**Born:** 2/18/03 in Santo Domingo Centro, DR      **Resides:** Santo Domingo Centro, DR  
**Obtained:** Signed by the Braves as a non-drafted free agent on July 2, 2019  
**Signed By:** Carlos Sequera

Year	Club	AVG	G	AB	R	H	2B	3B	HR	RBI	SH	SF	HP	BB	SO	SB-CS	OBP	SLG	E
2022	FCL Braves	.080	19	50	4	4	0	0	0	2	0	0	3	2	24	2-0	.164	.080	4

**GRISWOLD, ROB** RIGHT-HANDED PITCHER

**Bats:** R      **Throws:** R      **Height:** 6-0      **Weight:** 200  
**Born:** 7/13/98 in Milford, CT      **Resides:** Wethersfield, CT  
**School:** Long Island  
**Obtained:** Signed as a non-drafted free agent on November 18, 2021

Year	Club	W-L	ERA	G	GS	CG	SHO	SV	IP	H	R	ER	HR	HB	BB	SO	WP	BK
2022	Augusta	5-4	4.12	39	0	0	0	9	59.0	49	36	27	7	6	19	58	4	0

**GUTIERREZ, ROLANDO** LEFT-HANDED PITCHER

**Bats:** L      **Throws:** L      **Height:** 6-2      **Weight:** 210  
**Born:** 4/6/02 in Santo Domingo, DR      **Resides:** Santo Domingo, DR  
**Obtained:** Signed by the Braves as a non-drafted free agent on February 18, 2022

Year	Club	W-L	ERA	G	GS	CG	SHO	SV	IP	H	R	ER	HR	HB	BB	SO	WP	BK
2022	FCL Braves	2-1	1.38	7	6	0	0	0	26.0	15	9	4	0	0	6	26	5	0
	FCL Braves	2-1	1.38	7	6	0	0	0	26.0	15	9	4	0	0	6	26	5	0
<b>Minor Totals</b>		<b>2-3</b>	<b>2.72</b>	<b>13</b>	<b>10</b>	<b>0</b>	<b>0</b>	<b>0</b>	<b>43.0</b>	<b>31</b>	<b>19</b>	<b>13</b>	<b>1</b>	<b>0</b>	<b>14</b>	<b>38</b>	<b>6</b>	<b>2</b>

**GUZMAN, WELLINTON** RIGHT-HANDED PITCHER

**Bats:** R      **Throws:** R      **Height:** 5-10      **Weight:** 170  
**Born:** 12/29/04 in Santo Domingo, DR      **Resides:** Santo Domingo, DR  
**Obtained:** Signed by the Braves as a non-drafted free agent on May 16, 2022

Year	Club	W-L	ERA	G	GS	CG	SHO	SV	IP	H	R	ER	HR	HB	BB	SO	WP	BK
2022	FCL Braves	1-4	2.84	15	0	0	0	3	31.2	31	15	10	2	4	12	21	1	0

**HARPER, LANDON** RIGHT-HANDED PITCHER

**Bats:** R      **Throws:** R      **Height:** 6-2      **Weight:** 190  
**Born:** 4/8/01 in Meridian, MS      **Resides:** Meridian, MS  
**School:** Southern Mississippi  
**Obtained:** Selected by the Braves in the 14th round of the 2022 First-Year Player Draft.

Year	Club	W-L	ERA	G	GS	CG	SHO	SV	IP	H	R	ER	HR	HB	BB	SO	WP	BK
2022	FCL Braves	1-0	0.00	1	0	0	0	0	1.0	0	0	0	0	0	0	0	0	0
	Augusta	0-1	7.20	4	4	0	0	0	10.0	17	8	8	1	0	2	6	1	0
<b>Minor Totals</b>		<b>1-1</b>	<b>6.55</b>	<b>5</b>	<b>4</b>	<b>0</b>	<b>0</b>	<b>0</b>	<b>11.0</b>	<b>17</b>	<b>8</b>	<b>8</b>	<b>1</b>	<b>0</b>	<b>2</b>	<b>6</b>	<b>1</b>	<b>0</b>

**HARRIS, HAYDEN** LEFT-HANDED PITCHER

**Bats:** L      **Throws:** L      **Height:** 6-0      **Weight:** 190  
**Born:** 3/2/99 in Augusta, GA      **Resides:** Statesboro, GA  
**School:** Georgia Southern  
**Obtained:** Signed by the Braves as a non-drafted free agent on July 21, 2022

Year	Club	W-L	ERA	G	GS	CG	SHO	SV	IP	H	R	ER	HR	HB	BB	SO	WP	BK
2022	FCL Braves	1-0	3.86	6	0	0	0	0	4.2	3	3	2	1	0	6	6	0	0



**HERNANDEZ, DAYSBEL** RIGHT-HANDED PITCHER

**Bats:** R      **Throws:** R      **Height:** 6-1      **Weight:** 234  
**Born:** 9/15/96 in Sandino, Cuba      **Resides:** Tolleson, AZ  
**Obtained:** Signed as a non-drafted free agent on September 13, 2017

Year	Club	W-L	ERA	G	GS	CG	SHO	SV	IP	H	R	ER	HR	HB	BB	SO	WP	BK
2018	Rome	1-0	3.33	13	0	0	0	1	24.1	15	9	9	0	0	15	26	4	1
	Florida	1-2	6.59	8	0	0	0	0	13.2	13	14	10	2	1	8	10	1	1
2019	Florida	5-2	1.71	35	0	0	0	7	52.2	34	14	10	2	4	23	70	6	0
2021	Mississippi	3-1	2.76	26	0	0	0	3	32.2	23	12	10	3	1	16	46	4	0
	Gwinnett	0-1	7.45	10	0	0	0	0	9.2	8	8	8	1	1	7	12	3	0
2022	Did Not Play																	
<b>Minor Totals</b>		<b>10-6</b>	<b>3.18</b>	<b>92</b>	<b>0</b>	<b>0</b>	<b>0</b>	<b>11</b>	<b>133</b>	<b>93</b>	<b>57</b>	<b>47</b>	<b>8</b>	<b>7</b>	<b>69</b>	<b>164</b>	<b>18</b>	<b>2</b>

**HERNANDEZ, MIGUEL** RIGHT-HANDED PITCHER

**Bats:** R      **Throws:** R      **Height:** 5-11      **Weight:** 170  
**Born:** 10/1/02 in Petare, Venezuela      **Resides:** Petare, Venezuela  
**Obtained:** Signed by the Braves as a non-drafted free agent on March 1, 2021

Year	Club	W-L	ERA	G	GS	CG	SHO	SV	IP	H	R	ER	HR	HB	BB	SO	WP	BK
2022	FCL Braves	0-3	6.17	10	3	0	0	1	23.1	21	16	16	1	1	17	28	8	1

**HOLMES, GRANT** RIGHT-HANDED PITCHER

**Bats:** L      **Throws:** R      **Height:** 6-1      **Weight:** 210  
**Born:** 3/22/96 in Conway, SC      **Resides:** Conway, SC  
**School:** Conway HS (SC)  
**Obtained:** Signed by the Braves as a minor league free agent on August 13, 2022

Year	Club	W-L	ERA	G	GS	CG	SHO	SV	IP	H	R	ER	HR	HB	BB	SO	WP	BK
2014	FCL Dodgers	1-2	3.00	7	6	0	0	0	30.0	20	11	10	2	2	7	33	1	0
	Ogden	1-1	4.91	4	4	0	0	0	18.1	19	10	10	1	1	6	25	3	0
2015	Great Lakes	6-4	3.14	24	24	0	0	0	103.1	86	46	36	6	1	54	117	9	0
2016	R. Cucamonga	8-4	4.02	20	18	0	0	1	105.1	103	60	47	6	2	43	100	8	1
	Stockton	3-3	6.91	6	5	0	0	0	28.2	44	25	22	4	1	10	24	10	0
2017	Midland	11-12	4.49	29	24	0	0	0	148.1	149	82	74	15	9	61	150	15	1
2018	Stockton	0-0	4.50	2	2	0	0	0	6.0	4	4	3	1	2	2	8	0	0
2019	Midland	6-5	3.31	22	16	0	0	0	81.2	71	34	30	9	5	27	76	6	0
2021	Las Vegas	0-0	1.93	1	1	0	0	0	4.2	6	1	1	1	0	1	5	0	0
	Las Vegas	1-2	8.01	36	7	0	0	0	66.1	99	62	59	11	3	40	71	6	0
2022	FCL Braves	0-1	16.20	1	1	0	0	0	1.2	2	3	3	0	0	1	1	0	0
	Rome	0-0	0.00	2	0	0	0	0	2.0	1	0	0	0	0	0	3	0	0
	Las Vegas	1-2	8.27	28	3	0	0	0	37.0	57	34	34	10	5	14	26	3	0
<b>Minor Totals</b>		<b>38-36</b>	<b>4.68</b>	<b>182</b>	<b>111</b>	<b>0</b>	<b>0</b>	<b>1</b>	<b>633.1</b>	<b>661</b>	<b>372</b>	<b>329</b>	<b>66</b>	<b>31</b>	<b>266</b>	<b>639</b>	<b>61</b>	<b>2</b>

**HORNE, BRYSON** INFILDER

**Bats:** L      **Throws:** R      **Height:** 6-3      **Weight:** 220  
**Born:** 3/06/99 in Blountstown, FL      **Resides:** Blountstown, FL  
**School:** Columbus State University (GA)  
**Obtained:** Signed by the Braves as a non-drafted free agent on June 14, 2020  
**Signed By:** Chris Lionetti

**Amateur:** Began his collegiate career with Georgia Highlands College in Rome, Ga, where he played two seasons...Hit .446 his freshman season...Named to the All-Conference team after his sophomore season, batting .376 with six home runs and 38 RBI...Transferred to Columbus State...Played one season for the Cougars before signing with Atlanta...In 21 games for CSU, hit .426 with six doubles, six homers and 28 RBI...Helped Columbus State go 18-3 before the remainder of the season was cancelled...Graduated from Blountstown (FL) High School, approximately an hour west of Tallahassee...**Other:** Grew up a Braves fan... Idolized Chipper Jones.

Year	Club	AVG	G	AB	R	H	2B	3B	HR	RBI	SH	SF	HP	BB	SO	SB-CS	OBP	SLG	E
2021	Augusta	.269	93	350	40	94	17	1	10	48	0	3	1	28	91	2-1	.322	.409	6
2022	Rome	.244	100	373	44	91	19	1	11	52	0	3	4	33	110	4-1	.310	.389	3
<b>Minor Totals</b>		<b>.256</b>	<b>193</b>	<b>723</b>	<b>84</b>	<b>185</b>	<b>36</b>	<b>2</b>	<b>21</b>	<b>100</b>	<b>0</b>	<b>6</b>	<b>5</b>	<b>61</b>	<b>201</b>	<b>6-2</b>	<b>.316</b>	<b>.398</b>	<b>9</b>

**HUDSON, JOSEPH** CATCHER

**Bats:** R **Throws:** R **Height:** 6-0 **Weight:** 208  
**Born:** 5/21/91 in Tampa, FL **Resides:** Lutz, FL

**School:** Notre Dame

**Obtained:** Signed by the Braves as a minor league free agent on November 17, 2022

Year	Club	AVG	G	AB	R	H	2B	3B	HR	RBI	SH	SF	HP	BB	SO	SB-CS	OBP	SLG	E
2013	Dayton	.248	87	295	36	73	22	0	1	27	3	3	5	32	48	3-1	.328	.332	9
2014	Dayton	.216	80	269	34	58	14	2	3	30	2	1	6	33	54	2-1	.314	.316	9
	Bakersfield	.289	14	45	9	13	3	0	5	9	0	0	0	2	9	0-1	.319	.689	2
2015	Daytona	.214	81	266	23	57	13	0	7	31	5	0	3	31	70	1-0	.303	.342	11
2016	Pensacola	.203	67	207	21	42	12	0	2	16	1	0	3	31	59	0-0	.315	.290	3
2017	Pensacola	.171	75	217	14	37	15	0	1	16	4	0	0	29	50	0-0	.268	.254	2
2018	Mobile	.346	7	26	2	9	1	1	1	5	0	0	1	1	7	0-0	.393	.577	1
	Salt Lake	.311	26	90	13	28	6	0	3	14	1	0	0	10	18	0-0	.380	.478	0
	Louisville	.235	16	51	5	12	3	0	0	3	1	0	0	8	15	0-0	.339	.294	1
	LOS ANGELES-AL167	.8	12	0	2	1	0	0	1	0	0	0	0	0	0	0-0	.167	.250	0
2019	Memphis	.223	60	197	24	44	5	1	10	30	0	4	1	20	69	0-0	.293	.411	4
	ST. LOUIS	.000	1	1	0	0	0	0	0	0	0	0	0	1	0	0-0	.000	.000	2
2020	SEATTLE	.177	9	17	0	3	0	0	0	0	1	0	0	2	5	0-0	.263	.177	3
2021	Indianapolis	.188	47	154	11	29	7	0	3	18	0	3	0	18	45	0-0	.269	.292	26
2022	Durham	.226	49	137	24	31	3	0	11	27	0	2	1	25	49	1-0	.346	.489	14
<b>Minor Totals</b>		<b>.222</b>	<b>609</b>	<b>1954</b>	<b>216</b>	<b>433</b>	<b>104</b>	<b>4</b>	<b>47</b>	<b>226</b>	<b>17</b>	<b>13</b>	<b>20</b>	<b>240</b>	<b>493</b>	<b>7-3</b>	<b>.311</b>	<b>.351</b>	<b>44</b>
<b>Major Totals</b>		<b>.167</b>	<b>18</b>	<b>30</b>	<b>0</b>	<b>5</b>	<b>1</b>	<b>0</b>	<b>0</b>	<b>1</b>	<b>1</b>	<b>0</b>	<b>0</b>	<b>2</b>	<b>6</b>	<b>0-0</b>	<b>.219</b>	<b>.200</b>	<b>0</b>

**HUNTLEY, COLEMAN** RIGHT-HANDED PITCHER

**Bats:** R **Throws:** R **Height:** 6-4 **Weight:** 225  
**Born:** 3/10/93 in Grass Valley, CA **Resides:** Austin, TX

**School:** Point Loma Nazarene University (CA)

**Obtained:** Signed by the Braves as a non-drafted free agent on August 13, 2020

**Amateur:** Played collegiately for one season at Central Arizona JC and Saddleback JC before transferring to Point Loma Nazarene University in San Diego, where he spent two seasons, 2015-16...Went 3-4 with a 2.77 ERA (15 ER/48.2 IP) in 42 appearances for the Sea Lions...Had 19 saves, including 13 in 2015, the most among NCAA Division II hurlers...Attended Bear Ridge High School, where he graduated in 2011.

Year	Club	W-L	ERA	G	GS	CG	SHO	SV	IP	H	R	ER	HR	HB	BB	SO	WP	BK
2021	Rome	5-7	4.52	30	5	0	0	0	73.2	77	42	37	6	3	20	82	2	0
2022	Mississippi	2-1	3.39	36	0	0	0	0	61.0	53	27	23	6	6	26	79	4	0
<b>Minor Totals</b>		<b>7-8</b>	<b>4.01</b>	<b>66</b>	<b>5</b>	<b>0</b>	<b>0</b>	<b>0</b>	<b>134.2</b>	<b>130</b>	<b>69</b>	<b>60</b>	<b>12</b>	<b>9</b>	<b>46</b>	<b>161</b>	<b>6</b>	<b>0</b>

**JACKSON, CHRISTIAN** OUTFIELDER

**Bats:** R **Throws:** R **Height:** 6-2 **Weight:** 190  
**Born:** 10/23/03 in Gainesville, GA **Resides:** Stockbridge, GA

**School:** Dutchtown HS (GA)

**Obtained:** Selected by the Braves in the 19th round of the 2022 First-Year Player Draft.

Year	Club	AVG	G	AB	R	H	2B	3B	HR	RBI	SH	SF	HP	BB	SO	SB-CS	OBP	SLG	E
2022	FCL Braves	.148	9	27	2	4	1	0	0	3	0	0	0	2	14	1-0	.207	.185	1

**JANAS, JUSTIN** INFIELDER

**Bats:** L **Throws:** R **Height:** 6-3 **Weight:** 205  
**Born:** 9/18/00 in Homer Glen, IL **Resides:** Little Rock, AR

**School:** Illinois

**Obtained:** Selected by the Braves in the 12th round of the 2022 First-Year Player Draft.

Year	Club	AVG	G	AB	R	H	2B	3B	HR	RBI	SH	SF	HP	BB	SO	SB-CS	OBP	SLG	E
2022	FCL Braves	.200	4	10	0	2	1	0	0	2	0	0	2	0	2	1-1	.333	.300	0
	Augusta	.232	23	82	12	19	4	0	1	14	0	1	3	7	21	0-0	.312	.317	1
<b>Minor Totals</b>		<b>.228</b>	<b>27</b>	<b>92</b>	<b>12</b>	<b>21</b>	<b>5</b>	<b>0</b>	<b>1</b>	<b>16</b>	<b>0</b>	<b>1</b>	<b>5</b>	<b>7</b>	<b>23</b>	<b>1-1</b>	<b>.314</b>	<b>.315</b>	<b>1</b>

**JENISTA, GREYSON** OUTFIELDER

**Bats:** L **Throws:** R **Height:** 6-4 **Weight:** 210  
**Born:** 12/7/96 in Lawrence, KS **Resides:** Cypress, TX

**School:** Wichita State University (KS)

**Obtained:** Selected by the Braves in the second round (49th overall) of the 2018 First-Year Player Draft

## JENISTA CONT.

**2020 Review:** Received a non-roster invitation to Atlanta's Spring Training...Played in nine games and went 3-for-12 (.250) with two home runs, two RBI, two walks and four runs scored...He was one of four Braves' to hit multiple home runs during the spring slate...Ended the season ranked by MLB.com as Atlanta's No. 20 prospect...**2019:** In his first full professional season, split the campaign between High-A Florida and Double-A Mississippi, batting .233/.318/.349 (99-for-424) with nine home runs, 55 RBI and 42 runs scored in 130 games...Also walked 54 times, the sixth most among Atlanta farmhands...Named by the organization as Mississippi's Player of the Month for July...In 26 games that month, batted .333/.402/.481 (27-for-81), leading the club in each of those three categories...Also hit three home runs and drove in 12... Following the season, played in the Arizona Fall League with the Scottsdale Scorpions...Hit .214 (9-for-42) with two doubles and three RBI in 12 games...Finished the season tabbed by MLB.com as the Braves' No. 11 prospect...**2018:** Split his debut season between Rookie-Advanced Danville, Single-A Rome and High-A Florida, and combined to bat .265 (59-for-223) in 61 total games...**Amateur:** Attended Wichita State University...In his three-year career with Shockers, earned Second Team All-Conference honors twice, and was the 2016 Missouri Valley Conference Co-Freshman of the Year and a Freshman All-American...Hit .318 (192-for-604) in 171 career games...Was college teammates with Philadelphia Phillies INF Alec Bohm... After his sophomore season, played for the Cape Cod League's Cotuit Kettleers...Named the league's MVP after batting .310 with four doubles, three home runs and 16 RBI...Entered the 2018 draft as *Baseball America's* No. 29 prospect.

Year	Club	AVG	G	AB	R	H	2B	3B	HR	RBI	SH	SF	HP	BB	SO	SB-CS	OBP	SLG	E
2018	Danville	.250	10	40	10	10	1	0	3	7	1	0	0	6	9	0-1	.348	.500	0
	Rome	.333	32	117	20	39	5	3	1	23	0	3	0	10	17	4-1	.377	.453	3
	Florida	.152	19	66	3	10	3	1	0	4	0	1	0	7	15	0-0	.230	.227	0
2019	Florida	.223	56	202	24	45	14	1	4	29	0	2	0	27	70	1-4	.312	.361	1
	Mississippi	.243	74	222	18	54	4	1	5	26	0	5	2	27	75	2-4	.324	.338	1
2021	Mississippi	.216	89	273	45	59	7	2	19	42	0	2	3	51	118	7-2	.343	.465	8
2022	Gwinnett	.206	96	321	44	66	12	0	14	33	0	1	3	25	125	2-2	.269	.374	3
<b>Minor Totals</b>		<b>.228</b>	<b>376</b>	<b>1241</b>	<b>164</b>	<b>283</b>	<b>46</b>	<b>8</b>	<b>46</b>	<b>164</b>	<b>1</b>	<b>14</b>	<b>8</b>	<b>153</b>	<b>429</b>	<b>16-14</b>	<b>.314</b>	<b>.389</b>	<b>16</b>

**JOHNSON, JARED** RIGHT-HANDED PITCHER

**Bats:** R      **Throws:** R      **Height:** 6-3      **Weight:** 200  
**Born:** 3/17/01 in Smithville, MS      **Resides:** Fulton, MS  
**School:** Smithville (MS) HS  
**Obtained:** Selected by the Braves in the 14th round of the 2019 First-Year Player Draft  
**Signed By:** Raymond Laval

**Amateur:** In his senior year at Smithville High School in Mississippi, posted a 9-0 record with a 0.68 ERA and 100 strikeouts in 61.1 innings.

Year	Club	W-L	ERA	G	GS	CG	SHO	SV	IP	H	R	ER	HR	HB	BB	SO	WP	BK
2019	GCL Braves	0-0	3.52	6	6	0	0	0	15.1	15	7	6	0	0	4	12	2	0
2021	FCL Braves	2-0	1.35	3	1	0	0	0	13.1	7	2	2	1	0	4	19	1	0
	Augusta	0-6	7.11	12	12	0	0	0	38.0	42	35	30	8	0	28	50	6	1
2022									Did Not Play									
<b>Minor Totals</b>		<b>2-6</b>	<b>5.13</b>	<b>21</b>	<b>19</b>	<b>0</b>	<b>0</b>	<b>0</b>	<b>66.2</b>	<b>64</b>	<b>44</b>	<b>38</b>	<b>9</b>	<b>0</b>	<b>36</b>	<b>81</b>	<b>9</b>	<b>1</b>

**JOHNSTONE, CONNOR** RIGHT-HANDED PITCHER

**Bats:** R      **Throws:** R      **Height:** 6-1      **Weight:** 195  
**Born:** 10/4/94 in San Diego, CA      **Resides:** Smyrna, GA  
**School:** Wake Forest  
**Obtained:** Selected by the Braves in the 21st round of the 2017 First-Year Player Draft

Year	Club	W-L	ERA	G	GS	CG	SHO	SV	IP	H	R	ER	HR	HB	BB	SO	WP	BK
2017	Danville	1-1	5.40	3	3	0	0	0	10	10	6	6	2	0	1	12	2	0
2018	Florida	1-3	2.81	18	6	0	0	2	48	38	15	15	2	0	11	44	1	0
	Mississippi	0-0	3.12	7	2	0	0	0	17.1	18	7	6	2	1	8	12	0	0
	Gwinnett	2-0	4.50	5	4	0	0	0	22	25	12	11	5	1	7	15	0	0
2018	Florida	1-3	2.81	18	6	0	0	2	48	38	15	15	2	0	11	44	1	0
2019	Mississippi	5-4	4.12	28	7	0	0	1	78.2	93	38	36	4	2	21	50	8	0
	Gwinnett	2-0	4.97	7	0	0	0	0	12.2	14	8	7	1	1	6	7	1	0
2021	Gwinnett	3-8	4.84	33	16	0	0	0	74.1	72	43	40	15	1	10	48	1	0
2022	Gwinnett	4-2	3.43	32	8	0	0	1	65.2	64	29	25	5	2	23	39	2	0
<b>Minor Totals</b>		<b>18-18</b>	<b>4.00</b>	<b>133</b>	<b>46</b>	<b>0</b>	<b>0</b>	<b>4</b>	<b>328.2</b>	<b>332</b>	<b>158</b>	<b>146</b>	<b>36</b>	<b>8</b>	<b>87</b>	<b>227</b>	<b>15</b>	<b>0</b>

**JONES, RYDER** RIGHT-HANDED PITCHER

**Bats:** L **Throws:** R **Height:** 6-3 **Weight:** 220  
**Born:** 6/7/94 in Seattle, WA **Resides:** Columbus, GA  
**School:** Watauga HS (NC)  
**Obtained:** Signed by the Braves as a minor league free agent on December 28, 2022

Year	Club	W-L	ERA	G	GS	CG	SHO	SV	IP	H	R	ER	HR	HB	BB	SO	WP	BK	
2013	FCL Giants	.317	37	145	29	46	9	0	1	18	0	1	5	14	38	0-0	.394	.400	6
2014	Salem-Keizer	.243	27	107	17	26	5	1	3	18	1	1	1	7	21	1-0	.293	.393	4
	Augusta	.220	91	369	43	81	21	1	7	49	2	1	9	18	93	6-1	.272	.339	28
2015	San Jose	.269	105	406	49	109	29	2	6	47	0	7	3	16	80	2-2	.296	.394	19
2016	Richmond	.247	126	473	49	117	26	0	15	67	4	5	5	26	79	1-2	.291	.398	23
2017	Sacramento	.312	64	237	44	74	19	2	13	44	0	2	5	29	53	7-0	.396	.574	7
	SAN FRANCISCO.173	.53	150	12	26	5	2	2	5	0	0	4	10	52	1-0	.244	.273	1	
2018	Sacramento	.274	116	441	57	121	22	4	11	59	0	4	7	30	106	2-2	.328	.417	17
	SAN FRANCISCO.375	.5	8	2	3	0	0	2	3	0	0	0	0	5	0-0	.375	1.125	3	
2019	San Jose	.500	2	4	0	2	0	0	0	0	0	0	0	1	0-0	.500	.500	0	
	Richmond	.300	3	10	2	3	1	0	0	0	0	0	2	2	0-0	.417	.400	0	
	Sacramento	.000	1	1	0	0	0	0	0	0	0	0	0	0	0-0	.000	.000	2	
2021	FCL Diamondbacks.308	.4	13	2	4	1	0	0	6	0	1	0	0	4	0-0	.286	.385	0	
	Amarillo	.301	61	226	31	68	18	1	10	38	0	6	6	15	51	2-1	.352	.522	3
	Reno	.160	10	25	1	4	2	0	1	3	0	0	1	9	0-0	.192	.360	0	
2022	Charlotte	.196	67	214	22	42	5	0	7	27	0	5	4	19	79	0-1	.269	.318	4
<b>Minor Totals</b>		<b>.260</b>	<b>720</b>	<b>2693</b>	<b>347</b>	<b>699</b>	<b>159</b>	<b>11</b>	<b>74</b>	<b>377</b>	<b>7</b>	<b>33</b>	<b>45</b>	<b>180</b>	<b>624</b>	<b>21-9</b>	<b>.313</b>	<b>.409</b>	<b>114</b>
<b>Major Totals</b>		<b>.184</b>	<b>58</b>	<b>158</b>	<b>14</b>	<b>29</b>	<b>5</b>	<b>2</b>	<b>4</b>	<b>8</b>	<b>0</b>	<b>0</b>	<b>4</b>	<b>10</b>	<b>57</b>	<b>1-0</b>	<b>.250</b>	<b>.317</b>	<b>4</b>

**JOSE, LUIS** OUTFIELDER

**Bats:** L **Throws:** L **Height:** 5-11 **Weight:** 180  
**Born:** 12/03/02 in San Pedro De Macoris, DR **Resides:** San Pedro De Macoris, DR  
**Obtained:** Signed by the Braves as a non-drafted free agent on July 2, 2019  
**Signed By:** Carlos Sequera

Year	Club	AVG	G	AB	R	H	2B	3B	HR	RBI	SH	SF	HP	BB	SO	SB-CS	OBP	SLG	E
2022	DSL Braves	.156	24	64	2	10	3	0	0	5				9	29	1-0			

**JOSEPH, ELISON** RIGHT-HANDED PITCHER

**Bats:** R **Throws:** R **Height:** 6-0 **Weight:** 200  
**Born:** 1/24/01 in San Pedro De Macoris, DR **Resides:** San Pedro De Macoris, DR  
**Obtained:** Signed by the Braves as a non-drafted free agent on November 22, 2019  
**Signed By:** Raymond Nunez

Year	Club	W-L	ERA	G	GS	CG	SHO	SV	IP	H	R	ER	HR	HB	BB	SO	WP	BK
2021	FCL Braves	0-3	2.73	16	0	0	0	2	26.1	19	10	8	2	2	18	30	6	1
2022	FCL Braves	3-0	5.87	14	0	0	0	5	15.1	14	10	10	2	1	8	20	4	0
	Augusta	3-2	3.32	14	0	0	0	0	19.0	15	9	7	0	1	20	24	7	0
<b>Minor Totals</b>		<b>6-5</b>	<b>3.71</b>	<b>44</b>	<b>0</b>	<b>0</b>	<b>0</b>	<b>7</b>	<b>60.2</b>	<b>48</b>	<b>29</b>	<b>25</b>	<b>4</b>	<b>4</b>	<b>46</b>	<b>74</b>	<b>17</b>	<b>1</b>

**KECK, ANDREW** CATCHER

**Bats:** R **Throws:** R **Height:** 6-3 **Weight:** 225  
**Born:** 12/12/99 in St. Louis, MO **Resides:** St. Louis, MO  
**School:** Missouri State  
**Obtained:** Selected by the Braves in the 10th round of the 2022 First-Year Player Draft.

Year	Club	AVG	G	AB	R	H	2B	3B	HR	RBI	SH	SF	HP	BB	SO	SB-CS	OBP	SLG	E
2022	FCL Braves	.200	4	10	0	2	0	0	0	1	0	0	0	1	4	0-0	.273	.200	0
	Augusta	.267	4	15	1	4	0	0	0	2	0	0	0	1	1	1-0	.313	.267	0
<b>Minor Totals</b>		<b>.240</b>	<b>8</b>	<b>25</b>	<b>1</b>	<b>6</b>	<b>0</b>	<b>0</b>	<b>0</b>	<b>3</b>	<b>0</b>	<b>0</b>	<b>0</b>	<b>2</b>	<b>5</b>	<b>1-0</b>	<b>.296</b>	<b>.240</b>	<b>0</b>

**KELLER, SETH** RIGHT-HANDED PITCHER

**Bats:** R **Throws:** R **Height:** 5-10 **Weight:** 180  
**Born:** 5/26/04 in Richmond, VA **Resides:** Mechanicsville, VA  
**School:** Hanover HS (VA)  
**Obtained:** Selected by the Braves in the sixth round of the 2022 First-Year Player Draft.

Year	Club	W-L	ERA	G	GS	CG	SHO	SV	IP	H	R	ER	HR	HB	BB	SO	WP	BK
2022	FCL Braves	0-0	18.00	2	1	0	0	0	2.0	0	4	4	0	1	5	1	0	0

**KILPATRICK, KEVIN** *OUTFIELDER*

**Bats:** R **Throws:** R **Height:** 6-0 **Weight:** 190  
**Born:** 11/25/00 in Stone Mountain, GA **Resides:** Stockbridge, GA  
**School:** College of Central Florida  
**Obtained:** Selected by the Braves in the 17th round of the 2022 First-Year Player Draft.

Year	Club	AVG	G	AB	R	H	2B	3B	HR	RBI	SH	SF	HP	BB	SO	SB-CS	OBP	SLG	E
2022	FCL Braves	.320	10	25	3	8	2	0	0	0	0	0	0	4	7	3-0	.414	.400	0
	Augusta	.287	21	87	16	25	7	1	1	10	0	0	2	7	21	7-1	.354	.425	0
	<b>Minor Totals</b>	<b>.295</b>	<b>31</b>	<b>112</b>	<b>19</b>	<b>33</b>	<b>9</b>	<b>1</b>	<b>1</b>	<b>10</b>	<b>0</b>	<b>0</b>	<b>2</b>	<b>11</b>	<b>28</b>	<b>10-1</b>	<b>.368</b>	<b>.420</b>	<b>0</b>

**KINGHAM, NOLAN** *RIGHT-HANDED PITCHER*

**Bats:** R **Throws:** R **Height:** 6-4 **Weight:** 200  
**Born:** 8/18/96 in Las Vegas, NV **Resides:** Las Vegas, NV  
**School:** Texas  
**Obtained:** Selected by the Braves in the 12th round of the 2018 First-Year Player Draft

Year	Club	W-L	ERA	G	GS	CG	SHO	SV	IP	H	R	ER	HR	HB	BB	SO	WP	BK
2018	Danville	2-0	4.56	11	3	0	0	1	23.2	27	12	12	2	1	7	18	8	1
2019	Rome	1-1	0.56	3	3	0	0	0	16	12	2	1	0	1	1	7	0	0
	Florida	4-8	4.43	18	18	3	3	0	113.2	120	63	56	6	3	25	84	7	1
	Mississippi	2-3	3.79	6	6	1	0	0	35.2	32	15	15	5	1	10	25	0	0
2021	Mississippi	6-1	2.08	12	10	0	0	2	65	54	15	15	3	0	10	43	2	0
	Gwinnett	0-5	10.13	7	6	0	0	0	29.1	46	33	33	9	2	14	20	0	0
2022	Mississippi	1-4	5.54	5	5	0	0	0	26.0	38	17	16	4	0	5	18	0	1
	Gwinnett	4-3	4.29	27	14	0	0	0	71.1	70	37	34	10	4	12	55	6	0
	<b>Minor Totals</b>	<b>20-25</b>	<b>4.30</b>	<b>89</b>	<b>65</b>	<b>4</b>	<b>3</b>	<b>3</b>	<b>380.2</b>	<b>399</b>	<b>194</b>	<b>182</b>	<b>39</b>	<b>12</b>	<b>84</b>	<b>270</b>	<b>23</b>	<b>3</b>

**LARA, JHANCARLOS** *RIGHT-HANDED PITCHER*

**Bats:** R **Throws:** R **Height:** 6-3 **Weight:** 190  
**Born:** 1/15/03 in San Cristobal, DR **Resides:** San Cristobal, DR  
**Obtained:** Signed by the Braves as a non-drafted free agent on June 7, 2021

Year	Club	W-L	ERA	G	GS	CG	SHO	SV	IP	H	R	ER	HR	HB	BB	SO	WP	BK
2022	FCL Braves	1-1	1.78	10	9	0	0	30.1	20	9	6	0	0	26	38	10	0	

**LENDOR, YORLIS** *OUTFIELDER*

**Bats:** S **Throws:** R **Height:** 6-6 **Weight:** 215  
**Born:** 11/29/03 in Boca Chica, Dominican Republic **Resides:** Santo Domingo, Dominican Republic  
**Obtained:** Signed by the Braves as a non-drafted free agent on February 2, 2021

Year	Club	AVG	G	AB	R	H	2B	3B	HR	RBI	SH	SF	HP	BB	SO	SB-CS	OBP	SLG	E
2022	FCL Braves	.203	20	64	6	13	1	0	2	14	0	1	1	10	30	2-0	.316	.313	1

**LUGBAUER, DREW** *CATCHER*

**Bats:** L **Throws:** R **Height:** 6-4 **Weight:** 230  
**Born:** 8/23/96 in Pleasant Valley, NY **Resides:** Pleasant Valley, NY  
**School:** University of Michigan  
**Obtained:** Selected by the Braves in the 11th round of the 2017 First-Year Player Draft  
**Signed By:** Rick Sellers

**2019 Review:** Played 127 games for High-A Florida...Led the club and finished fourth in the Florida State League in home runs (16)...Also had a team-best 26 doubles...**2018:** Ranked in the Top 10 among Atlanta prospects in home runs (T7th, 12) and walks (8th, 43)...**2017:** Finished second among all Atlanta farmhands (min. 200 at-bats) in slugging percentage (.514) and OPS (.865), and ranked in the Top 10 in on-base percentage (7th, .352), home runs (8th, 13) and RBI (T10th, 46), despite appearing in just 60 games.

Year	Club	AVG	G	AB	R	H	2B	3B	HR	RBI	SH	SF	HP	BB	SO	SB-CS	OBP	SLG	E
2017	Danville	.243	29	103	23	25	4	0	10	27	0	0	1	19	30	0-0	.366	.573	3
	Rome	.277	31	119	13	33	11	1	3	19	0	0	3	8	38	0-0	.338	.462	3
2018	Rome	.232	114	409	48	95	22	0	12	46	0	1	8	43	153	3-1	.317	.374	3
2019	Florida	.194	127	454	39	88	26	1	16	51	0	2	1	36	169	0-0	.254	.361	12
2021	Mississippi	.223	86	300	50	67	15	0	18	51	0	1	7	42	131	0-1	.331	.453	1
2022	Mississippi	.213	128	474	71	101	25	0	28	82	0	0	6	75	212	0-0	.328	.443	12
	<b>Minor Totals</b>	<b>.220</b>	<b>515</b>	<b>1859</b>	<b>244</b>	<b>409</b>	<b>103</b>	<b>2</b>	<b>87</b>	<b>276</b>	<b>0</b>	<b>4</b>	<b>26</b>	<b>223</b>	<b>733</b>	<b>3-2</b>	<b>.312</b>	<b>.418</b>	<b>34</b>

**MAIER, ADAM** RIGHT-HANDED PITCHER

**Bats:** R **Throws:** R **Height:** 6-1 **Weight:** 205  
**Born:** 11/26/01 in Vancouver, BC **Resides:** Vancouver, BC  
**School:** Oregon

**Obtained:** Selected by the Braves in the seventh round of the 2022 First-Year Player Draft.

Year	Club	W-L	ERA	G	GS	CG	SHO	SV	IP	H	R	ER	HR	HB	BB	SO	WP	BK
2023 Will Be First Professional Season																		

**MARIA, MAXIMO** OUTFIELDER

**Bats:** R **Throws:** R **Height:** 6-2 **Weight:** 185  
**Born:** 10/11/04 in Pimentel, Dominican Republic **Resides:** Pimentel, Dominican Republic  
**Obtained:** Signed by the Braves as a non-drafted free agent on January 15, 2022

Year	Club	AVG	G	AB	R	H	2B	3B	HR	RBI	SH	SF	HP	BB	SO	SB-CS	OBP	SLG	E
2022	FCL Braves	.201	51	159	28	28	6	1	4	14	1	0	6	34	58	12-4	.380	.345	2

**MARINE, YANSEL** LEFT-HANDED PITCHER

**Bats:** L **Throws:** L **Height:** 6-2 **Weight:** 160  
**Born:** 6/11/05 in Santiago de los Caballeros, DR **Resides:** Santiago de los Caballeros, DR  
**Obtained:** Signed by the Braves as a non-drafted free agent on December 14, 2022

Year	Club	W-L	ERA	G	GS	CG	SHO	SV	IP	H	R	ER	HR	HB	BB	SO	WP	BK
2023 Will Be First Professional Season																		

**MARTINEZ, ALEXANDER** CATCHER

**Bats:** R **Throws:** R **Height:** 5-11 **Weight:** 170  
**Born:** 11/16/04 in Maracay, VZ **Resides:** Maracay, VZ  
**Obtained:** Signed by the Braves as a non-drafted free agent on January 15, 2022

Year	Club	AVG	G	AB	R	H	2B	3B	HR	RBI	SH	SF	HP	BB	SO	SB-CS	OBP	SLG	E
2022	FCL Braves	.244	43	164	21	40	9	0	2	26	0	0	0	12	33	2-1	.296	.335	3

**MARTINEZ, JHONNY** RIGHT-HANDED PITCHER

**Bats:** R **Throws:** R **Height:** 5-10 **Weight:** 172  
**Born:** 10/17/04 in Guatire, VZ **Resides:** Guatire, VZ  
**Obtained:** Signed by the Braves as a non-drafted free agent on January 15, 2022

Year	Club	W-L	ERA	G	GS	CG	SHO	SV	IP	H	R	ER	HR	HB	BB	SO	WP	BK
2022	FCL Braves	3-2	4.28	14	1	0	0	0	27.1	23	24	13	0	4	24	32	4	1

**MCCABE, DAVID** INFIELDER

**Bats:** S **Throws:** R **Height:** 6-4 **Weight:** 235  
**Born:** 3/25/00 in Oshawa, ON **Resides:** Oshawa, ON

**School:** North Carolina - Charlotte

**Obtained:** Selected by the Braves in the fourth round of the 2022 First-Year Player Draft.

Year	Club	AVG	G	AB	R	H	2B	3B	HR	RBI	SH	SF	HP	BB	SO	SB-CS	OBP	SLG	E
2022	FCL Braves	.000	2	6	1	0	0	0	0	0	0	0	0	1	0	0-0	.143	.000	2
	Augusta	.260	26	100	14	26	6	0	1	23	0	3	0	15	27	0-2	.348	.350	4
	Minor Totals	.245	28	106	15	26	6	0	1	23	0	3	0	16	27	0-2	.336	.330	6

**McSTEEN, JAKE** LEFT-HANDED PITCHER

**Bats:** R **Throws:** R **Height:** 6-0 **Weight:** 195  
**Born:** 3/12/96 in Tucson, AZ **Resides:** Tucson, AZ

**School:** Nebraska

**Obtained:** Signed by the Braves as a non-drafted free agent on May 8, 2021

Year	Club	W-L	ERA	G	GS	CG	SHO	SV	IP	H	R	ER	HR	HB	BB	SO	WP	BK
2021	Augusta	3-0	1.59	4	4	0	0	0	22.2	21	5	4	1	0	6	22	0	2
	Rome	2-5	4.33	18	13	0	0	0	72.2	83	49	35	12	2	20	69	4	0
2022	Rome	5-1	4.90	37	3	0	0	3	60.2	67	37	33	10	0	13	72	4	0
	Minor Totals	10-6	4.15	59	20	0	0	3	156.0	171	91	72	23	2	39	163	8	2

**MEJIA, IAN** RIGHT-HANDED PITCHER

**Bats:** R      **Throws:** R      **Height:** 6-3      **Weight:** 205  
**Born:** 1/31/00 in Nogales, AZ      **Resides:** Sahuaritá, AZ  
**School:** New Mexico State  
**Obtained:** Selected by the Braves in the 11th round of the 2022 First-Year Player Draft.

Year	Club	W-L	ERA	G	GS	CG	SHO	SV	IP	H	R	ER	HR	HB	BB	SO	WP	BK
2022	FCL Braves	0-0	0.00	1	1	0	0	0	1.0	1	0	0	0	1	0	0	0	0
	Augusta	0-0	3.00	2	2	0	0	0	6.0	4	3	2	1	1	1	4	0	0
	Rome	0-1	4.66	3	3	0	0	0	9.2	11	5	5	0	0	4	9	0	0
<b>Minor Totals</b>		<b>0-1</b>	<b>3.78</b>	<b>6</b>	<b>6</b>	<b>0</b>	<b>0</b>	<b>0</b>	<b>16.2</b>	<b>16</b>	<b>8</b>	<b>7</b>	<b>1</b>	<b>2</b>	<b>5</b>	<b>13</b>	<b>0</b>	<b>0</b>

**MEZQUITA, BRANDOL** OUTFIELDER

**Bats:** R      **Throws:** R      **Height:** 6-0      **Weight:** 170  
**Born:** 7/14/01 in Imbert, Dominican Republic      **Resides:** Imbert, Dominican Republic  
**Obtained:** Signed by the Braves as a non-drafted free agent on May 9, 2018  
**Signed By:** Jonathan Cruz

**2019 Review:** Played in 34 games for the GCL Braves...Was named by the organization as the club's Player of the Month for June after hitting .385 (5-for-13) with five RBI and two runs scored in four games.

Year	Club	AVG	G	AB	R	H	2B	3B	HR	RBI	SH	SF	HP	BB	SO	SB-CS	OBP	SLG	E
2018	DSL Braves	.212	52	156	23	33	6	0	4	27	0	1	9	24	52	6-4	.347	.327	4
2019	GCL Braves	.246	34	118	14	29	1	0	1	12	3	0	2	17	40	6-2	.350	.280	0
2021	FCL Braves	.308	43	146	18	45	8	2	3	25	0	0	4	19	50	15-4	.402	.452	2
2022	Augusta	.281	87	331	57	93	14	4	3	46	0	6	10	41	101	14-5	.371	.375	5
	Rome	.193	17	57	2	11	0	1	0	5	0	2	1	6	23	0-1	.273	.228	0
<b>Minor Totals</b>		<b>.261</b>	<b>233</b>	<b>808</b>	<b>114</b>	<b>211</b>	<b>29</b>	<b>7</b>	<b>11</b>	<b>115</b>	<b>3</b>	<b>9</b>	<b>26</b>	<b>107</b>	<b>266</b>	<b>41-16</b>	<b>.362</b>	<b>.355</b>	<b>11</b>

**MILITELLO, JUSTIN** RIGHT-HANDED PITCHER

**Bats:** R      **Throws:** R      **Height:** 6-1      **Weight:** 190  
**Born:** 12/3/03 in Howell, MI      **Resides:** Howell, MI  
**School:** Howell HS (MI)  
**Obtained:** Signed by the Braves as a non-drafted free agent on August 5, 2022

Year	Club	W-L	ERA	G	GS	CG	SHO	SV	IP	H	R	ER	HR	HB	BB	SO	WP	BK	
2023 Will Be First Professional Season																			

**MILLIGAN, CODY** INFIELDER

**Bats:** L      **Throws:** R      **Height:** 5-11      **Weight:** 175  
**Born:** 12/23/98 in Denver, CO      **Resides:** Binger, OK  
**School:** Cowley County CC (KS)  
**Obtained:** Selected by the Braves in the ninth round (277th overall) of the 2019 First-Year Player Draft  
**Signed By:** Jon French

**2019 Review:** Played in a team-high 59 games for Rookie Advanced Danville, recording a club-best 54 hits...Finished among Appalachian League leaders in walks (1st, 44), stolen bases (5th, 12) and on-base percentage (6th, .384)...**Amateur:** With Cowley County Community College in 2019, hit .453 and recorded a school record nine triples...Was also successful on all 30 stolen base attempts.

Year	Club	AVG	G	AB	R	H	2B	3B	HR	RBI	SH	SF	HP	BB	SO	SB-CS	OBP	SLG	E
2019	Danville	.252	59	214	37	54	7	0	1	12	0	2	3	44	54	12-6	.384	.299	11
2021	Rome	.230	96	352	60	81	13	3	1	31	1	4	6	47	97	15-11	.328	.293	15
2022	Rome	.329	55	210	55	69	17	3	1	15	0	1	2	49	46	7-1	.458	.452	4
	Mississippi	.271	68	273	37	74	10	1	1	21	0	6	2	32	58	14-0	.345	.326	20
<b>Minor Totals</b>		<b>.265</b>	<b>278</b>	<b>1049</b>	<b>189</b>	<b>278</b>	<b>47</b>	<b>7</b>	<b>4</b>	<b>79</b>	<b>1</b>	<b>13</b>	<b>13</b>	<b>172</b>	<b>255</b>	<b>48-18</b>	<b>.371</b>	<b>.335</b>	<b>37</b>

**MONTILLA, JOSÉ** RIGHT-HANDED PITCHER

**Bats:** R      **Throws:** R      **Height:** 6-1      **Weight:** 170  
**Born:** 6/4/98 in Neyba, Dominican Republic      **Resides:** Neyba, Dominican Republic  
**Obtained:** Signed by the Braves as a non-drafted free agent on January 10, 2017  
**Signed By:** Jonathan Cruz

**2019 Review:** Made 31 relief appearances for Single-A Rome...Finished second on the team in appearances and saves (4)...Tabbed by the Appalachian League as a Mid-Season All-Star after posting a 3.16 ERA (13 ER/37.0 IP) with seven walks and 30 strikeouts in 16 games prior to the break.

**MONTILLA CONT.**

Year	Club	W-L	ERA	G	GS	CG	SHO	SV	IP	H	R	ER	HR	HB	BB	SO	WP	BK
2017	DSL Braves	0-4	3.07	14	10	0	0	0	44.0	44	19	15	2	4	11	20	2	1
	GCL Braves	0-1	3.24	2	2	0	0	0	8.1	9	4	3	0	1	2	6	0	0
2018	Danville	1-4	4.37	13	13	1	0	0	70.0	83	35	34	4	4	19	53	6	0
2019	Rome	3-9	3.03	31	0	0	0	4	74.1	77	37	25	6	2	15	63	6	2
2021							Injured - Did Not Pitch											
2022	FCL Braves	0-0	0.00	2	0	0	0	0	2.1	0	0	0	0	0	0	1	0	0
	Augusta	1-0	2.25	6	1	0	0	0	8.0	6	2	2	1	1	3	9	1	0
	Rome	3-1	2.35	12	2	0	0	0	23.0	19	8	6	1	1	5	18	1	0
<b>Minor Totals</b>		<b>8-19</b>	<b>3.33</b>	<b>80</b>	<b>28</b>	<b>1</b>	<b>0</b>	<b>4</b>	<b>230.0</b>	<b>238</b>	<b>105</b>	<b>85</b>	<b>14</b>	<b>15</b>	<b>55</b>	<b>170</b>	<b>16</b>	<b>3</b>

**MORENO, CESARI RIGHT-HANDED PITCHER**

**Bats:** R      **Throws:** R      **Height:** 6-4      **Weight:** 214  
**Born:** 12/21/01 in Nagua, Dominican Republic      **Resides:** Nagua, Dominican Republic  
**Obtained:** Signed by the Braves as a non-drafted free agent on July 6, 2018  
**Signed By:** Carlos Sequera

Year	Club	W-L	ERA	G	GS	CG	SHO	SV	IP	H	R	ER	HR	HB	BB	SO	WP	BK
2019	DSL Braves	2-3	6.08	15	5	0	0	0	26.2	24	22	18	1	8	19	17	9	2
2021	FCL Braves	0-4	12.66	12	0	0	0	0	10.2	4	17	15	0	8	23	17	13	1
2022	FCL Braves	0-3	12.42	14	3	0	0	0	16.2	15	24	23	2	6	28	19	14	2
<b>Minor Totals</b>		<b>2-10</b>	<b>9.33</b>	<b>41</b>	<b>8</b>	<b>0</b>	<b>0</b>	<b>0</b>	<b>54.0</b>	<b>43</b>	<b>63</b>	<b>56</b>	<b>3</b>	<b>22</b>	<b>70</b>	<b>53</b>	<b>36</b>	<b>5</b>

**MORENO, LUIS INFIELDER**

**Bats:** R      **Throws:** R      **Height:** 5-11      **Weight:** 170  
**Born:** 1/13/03 in Caracas, Venezuela      **Resides:** Caracas, Venezuela  
**Obtained:** Signed by the Braves as a non-drafted free agent on July 2, 2019

Year	Club	AVG	G	AB	R	H	2B	3B	HR	RBI	SH	SF	HP	BB	SO	SB-CS	OBP	SLG	E
2022	FCL Braves	.139	39	115	17	16	0	2	0	10	0	1	9	13	33	6-0	.275	.174	5

**MORITZ, ANDREW OUTFIELDER**

**Bats:** L      **Throws:** R      **Height:** 5-11      **Weight:** 180  
**Born:** 12/22/96 in St. Louis, MO      **Resides:** Charlotte, NC  
**School:** University of North Carolina Greensboro  
**Obtained:** Selected by the Braves in the sixth round (172nd overall) of the 2018 First-Year Player Draft  
**Signed By:** Billy Best

**2019 Review:** Played in 96 games between Single-A Rome and High-A Florida, slashing .257/.294/.289 (95-for-370) with 10 doubles, 23 RBI and 38 runs scored...Hit .289 (28-for-97) in 24 games in July to garner Player of the Month honors for the Fire Frogs...**Amateur:** Played collegiately at UNC Greensboro...Is the second highest drafted position player in school history...Holds the school's all-time record in batting average (.406) and triples (23)...Won the conference's batting title in each of his three years on campus.

Year	Club	AVG	G	AB	R	H	2B	3B	HR	RBI	SH	SF	HP	BB	SO	SB-CS	OBP	SLG	E
2018	Danville	.280	31	125	23	35	7	1	1	16	2	2	1	14	24	4-0	.352	.376	1
2019	Rome	.231	52	199	20	46	5	1	0	13	3	3	3	9	33	10-2	.271	.266	1
	Florida	.287	44	171	18	49	5	0	0	10	1	0	0	9	27	5-3	.322	.316	0
2021	Rome	.280	78	261	35	73	8	0	1	21	0	1	1	20	48	10-5	.332	.322	3
2022	Rome	.250	8	16	5	4	1	0	0	2	0	1	1	9	2	1-1	.519	.313	0
	Mississippi	.285	84	302	47	86	16	1	2	34	0	3	2	35	69	6-1	.360	.364	4
<b>Minor Totals</b>		<b>.273</b>	<b>297</b>	<b>1074</b>	<b>148</b>	<b>293</b>	<b>42</b>	<b>3</b>	<b>4</b>	<b>96</b>	<b>6</b>	<b>10</b>	<b>8</b>	<b>96</b>	<b>203</b>	<b>36-12</b>	<b>.334</b>	<b>.329</b>	<b>9</b>

**MORTON, KADON OUTFIELDER**

**Bats:** R      **Throws:** R      **Height:** 6-3      **Weight:** 190  
**Born:** 11/19/2000 in Fort Smith, AR      **Resides:** Arlington, TX  
**School:** Seguin (TX) HS  
**Obtained:** Selected by the Braves in the 19th round of the 2019 First-Year Player Draft  
**Signed By:** Raymond Corbett

Year	Club	AVG	G	AB	R	H	2B	3B	HR	RBI	SH	SF	HP	BB	SO	SB-CS	OBP	SLG	E
2019	GCL Braves	.152	32	99	14	15	5	2	1	9	0	0	2	12	45	1-2	.257	.273	0
2021	FCL Braves	.196	45	148	23	29	10	3	1	17	0	0	4	25	62	14-3	.328	.324	2
2022	Augusta	.227	107	352	57	80	11	4	12	47	0	2	6	56	139	12-5	.341	.384	6
	Rome	.188	5	16	1	3	0	0	1	4	0	0	0	1	6	0-0	.235	.375	1
<b>Minor Totals</b>		<b>.207</b>	<b>189</b>	<b>615</b>	<b>95</b>	<b>127</b>	<b>26</b>	<b>9</b>	<b>15</b>	<b>77</b>	<b>0</b>	<b>2</b>	<b>12</b>	<b>94</b>	<b>252</b>	<b>27-10</b>	<b>.322</b>	<b>.351</b>	<b>9</b>



**MUÑOZ, ROLODY** RIGHT-HANDED PITCHER

**Bats:** R      **Throws:** R      **Height:** 6-2      **Weight:** 183  
**Born:** 4/14/2000 in Santo Domingo, DR      **Resides:** Santo Domingo, DR  
**Obtained:** Signed by the Braves as a non-drafted free agent on June 14, 2019

Year	Club	W-L	ERA	G	GS	CG	SHO	SV	IP	H	R	ER	HR	HB	BB	SO	WP	BK
2019	DSL Braves	0-1	6.23	8	0	0	0	0	8.2	8	6	6	0	2	7	9	5	0
2021	FCL Braves	0-0	1.50	2	1	0	0	0	6.0	1	1	1	0	2	1	8	2	0
	Augusta	4-2	6.21	14	1	0	0	0	29.0	30	26	20	3	5	16	40	10	1
2022	Augusta	1-3	5.84	26	2	0	0	1	49.1	61	39	32	5	5	17	65	8	0
	Rome	0-0	6.23	6	0	0	0	0	8.2	10	6	6	3	0	7	14	1	0
<b>Minor Totals</b>		<b>5-6</b>	<b>5.75</b>	<b>56</b>	<b>4</b>	<b>0</b>	<b>0</b>	<b>1</b>	<b>101.2</b>	<b>110</b>	<b>78</b>	<b>65</b>	<b>11</b>	<b>14</b>	<b>48</b>	<b>136</b>	<b>26</b>	<b>1</b>

**MURPHY, OWEN** RIGHT-HANDED PITCHER

**Bats:** R      **Throws:** R      **Height:** 6-1      **Weight:** 190  
**Born:** 9/27/03 in Chicago, IL      **Resides:** Riverside, IL  
**School:** Riverside Brookfield HS (IL)  
**Obtained:** Selected by the Braves in the first round of the 2022 First-Year Player Draft.

Year	Club	W-L	ERA	G	GS	CG	SHO	SV	IP	H	R	ER	HR	HB	BB	SO	WP	BK
2022	FCL Braves	0-0	0.00	2	2	0	0	0	5.0	2	0	0	0	0	0	7	0	0
	Augusta	0-1	7.71	3	3	0	0	0	7.0	5	6	6	0	0	6	10	1	0
<b>Minor Totals</b>		<b>0-1</b>	<b>4.5</b>	<b>5</b>	<b>5</b>	<b>0</b>	<b>0</b>	<b>0</b>	<b>12.0</b>	<b>7</b>	<b>6</b>	<b>6</b>	<b>0</b>	<b>0</b>	<b>6</b>	<b>17</b>	<b>1</b>	<b>0</b>

**NIKRO, JJ** RIGHT-HANDED PITCHER

**Bats:** L      **Throws:** R      **Height:** 6-0      **Weight:** 210  
**Born:** 1/28/98 in Brandon, FL      **Resides:** Plant City, FL  
**School:** Florida Southern College  
**Obtained:** Signed by the Braves as a non-drafted free agent on July 22, 2021

Year	Club	W-L	ERA	G	GS	CG	SHO	SV	IP	H	R	ER	HR	HB	BB	SO	WP	BK
2021	FCL Braves	2-0	2.76	10	0	0	0	0	16.1	18	16	5	0	0	9	23	3	1
2022	Augusta	7-1	2.09	15	8	0	0	0	73.1	58	19	17	6	1	17	77	4	1
	Rome	3-2	4.88	9	9	0	0	0	48.0	52	28	26	5	1	16	37	5	0
<b>Minor Totals</b>		<b>12-3</b>	<b>3.14</b>	<b>34</b>	<b>17</b>	<b>0</b>	<b>0</b>	<b>0</b>	<b>137.2</b>	<b>128</b>	<b>63</b>	<b>48</b>	<b>11</b>	<b>2</b>	<b>42</b>	<b>137</b>	<b>12</b>	<b>2</b>

**NIEVES, YORFRAN** INFILDER

**Bats:** R      **Throws:** R      **Height:** 5-11      **Weight:** 155  
**Born:** 2/26/03 in Villa de Cura, Venezuela      **Resides:** Villa de Cura, Venezuela  
**Obtained:** Signed by the Braves as a non-drafted free agent on July 2, 2019  
**Signed By:** Richard Castillo

Year	Club	AVG	G	AB	R	H	2B	3B	HR	RBI	SH	SF	HP	BB	SO	SB-CS	OBP	SLG	E
2022	FCL Braves	.184	36	87	21	16	5	1	0	9	0	0	8	14	26	7-2	.349	.264	6

**OGANS, KESHAWN** INFILDER

**Bats:** R      **Throws:** R      **Height:** 5-10      **Weight:** 178  
**Born:** 8/26/01 in San Francisco, CA      **Resides:** San Mateo, CA  
**School:** California Berkeley  
**Obtained:** Selected by the Braves in the 20th round of the 2022 First-Year Player Draft.

Year	Club	AVG	G	AB	R	H	2B	3B	HR	RBI	SH	SF	HP	BB	SO	SB-CS	OBP	SLG	E
2022	FCL Braves	.143	3	7	2	1	0	0	0	0	0	0	0	1	4	0-0	.250	.143	1
	Augusta	.286	18	77	13	22	2	0	1	9	0	1	5	5	12	9-0	.364	.351	2
	Rome	.167	7	24	3	4	1	0	0	1	0	1	0	3	7	0-0	.250	.208	0
<b>Minor Totals</b>		<b>.250</b>	<b>28</b>	<b>108</b>	<b>18</b>	<b>27</b>	<b>3</b>	<b>0</b>	<b>1</b>	<b>10</b>	<b>0</b>	<b>2</b>	<b>5</b>	<b>9</b>	<b>23</b>	<b>9-0</b>	<b>.331</b>	<b>.306</b>	<b>3</b>

**OJEDA, JOSE** RIGHT-HANDED PITCHER

**Bats:** R      **Throws:** R      **Height:** 5-10      **Weight:** 170  
**Born:** 5/15/05 in Guacara, VZ      **Resides:** Guacara, VZ  
**Obtained:** Signed by the Braves as a non-drafted free agent on March 2, 2022

Year	Club	W-L	ERA	G	GS	CG	SHO	SV	IP	H	R	ER	HR	HB	BB	SO	WP	BK
2022	FCL Braves	3-1	3.00	11	1	0	0	0	24.0	22	11	8	1	0	14	15	3	0

**ORELLANA, JOSNAIDER** CATCHER

**Bats:** R **Throws:** R **Height:** 5-11 **Weight:** 175  
**Born:** 9/26/04 in Maracay, VZ **Resides:** Maracay, VZ  
**Obtained:** Signed by the Braves as a non-drafted free agent on January 15, 2022

Year	Club	AVG	G	AB	R	H	2B	3B	HR	RBI	SH	SF	HP	BB	SO	SB-CS	OBP	SLG	E
2022	FCL Braves	.197	25	76	14	15	3	0	0	7	0	0	4	14	24	0-1	.351	.237	5

**OROZCO, BERNIE** RIGHT-HANDED PITCHER

**Bats:** R **Throws:** R **Height:** 6-3 **Weight:** 205  
**Born:** 7/25/04 in Santo Domingo, DR **Resides:** San Juan De La Maguana, DR  
**Obtained:** Signed by the Braves as a non-drafted free agent on August 15, 2022

Year	Club	W-L	ERA	G	GS	CG	SHO	SV	IP	H	R	ER	HR	HB	BB	SO	WP	BK
2022	FCL Braves	0-0	27.00	1	0	0	0	0	0.1	1	1	1	1	0	1	1	1	0

**ORTIZ, HAYDER** RIGHT-HANDED PITCHER

**Bats:** R **Throws:** R **Height:** 6-2 **Weight:** 170  
**Born:** 11/14/01 in Cartagena, Colombia **Resides:** Cartagena, Colombia  
**Obtained:** Signed by the Braves as a non-drafted free agent on February 27, 2022

Year	Club	W-L	ERA	G	GS	CG	SHO	SV	IP	H	R	ER	HR	HB	BB	SO	WP	BK
2022	FCL Braves	0-1	2.45	5	3	0	0	1	7.1	3	3	2	0	4	12	8	2	0

**OWEN, HARRISON** CATCHER

**Bats:** R **Throws:** R **Height:** 6-3 **Weight:** 225  
**Born:** 3/7/02 in Tarzana, CA **Resides:** Aliso Viejo, CA  
**School:** Cosumnes River College (CA)  
**Obtained:** Signed by the Braves as a non-drafted free agent on July 22, 2022

Year	Club	AVG	G	AB	R	H	2B	3B	HR	RBI	SH	SF	HP	BB	SO	SB-CS	OBP	SLG	E
2022	FCL Braves	.222	7	18	2	4	0	0	1	1	0	0	0	4	2	0-0	.364	.389	1
	Augusta	.000	2	7	0	0	0	0	0	0	0	0	1	1	1	0-0	.222	.000	1
	<b>Minor Totals</b>	<b>.160</b>	<b>9</b>	<b>25</b>	<b>2</b>	<b>4</b>	<b>0</b>	<b>0</b>	<b>1</b>	<b>1</b>	<b>0</b>	<b>0</b>	<b>1</b>	<b>5</b>	<b>3</b>	<b>0-0</b>	<b>.323</b>	<b>.280</b>	<b>2</b>

**OWENS, TYLER** RIGHT-HANDED PITCHER

**Bats:** R **Throws:** R **Height:** 5-10 **Weight:** 185  
**Born:** 1/9/01 in Ocala, FL **Resides:** Ocala, FL  
**School:** Trinity Catholic (FL) HS  
**Obtained:** Selected by the Braves in the 13th round of the 2019 First-Year Player Draft

Year	Club	W-L	ERA	G	GS	CG	SHO	SV	IP	H	R	ER	HR	HB	BB	SO	WP	BK
2019	Danville	0-2	4.63	8	8	0	0	0	23.1	17	13	12	2	3	11	28	1	0
	GCL Braves	0-1	2.25	2	1	0	0	0	4.0	1	1	1	0	0	1	4	0	0
2021	Augusta	0-3	7.07	6	4	0	0	0	14.0	22	20	11	2	1	6	17	2	0
2022	Augusta	5-3	5.20	32	4	0	0	5	62.1	67	39	36	6	5	28	67	1	0
	<b>Minor Totals</b>	<b>5-9</b>	<b>5.21</b>	<b>48</b>	<b>17</b>	<b>0</b>	<b>0</b>	<b>5</b>	<b>103.2</b>	<b>107</b>	<b>73</b>	<b>60</b>	<b>10</b>	<b>9</b>	<b>46</b>	<b>116</b>	<b>4</b>	<b>0</b>

**PABST, ARDEN** CATCHER

**Bats:** R **Throws:** R **Height:** 6-0 **Weight:** 200  
**Born:** 3/14/95 in Los Angeles, CA **Resides:** Sherman Oaks, CA  
**School:** Georgia Tech  
**Obtained:** Signed by the Braves as a minor league free agent on March 5, 2022

Year	Club	AVG	G	AB	R	H	2B	3B	HR	RBI	SH	SF	HP	BB	SO	SB-CS	OBP	SLG	E
2016	West Virginia	.225	34	120	14	27	2	2	0	7	2	1	2	11	25	0-1	.299	.275	2
2017	West Virginia	.242	67	231	24	56	12	0	4	24	4	3	2	18	50	0-1	.299	.346	6
2018	Bradenton	.281	46	171	19	48	12	2	8	29	1	2	0	10	27	2-0	.317	.515	2
	Altoona	.193	19	57	6	11	2	0	2	7	1	0	0	5	15	0-1	.258	.333	1
	Indianapolis	.667	1	3	1	2	0	0	0	0	0	0	0	1	0-0	.667	.667	1	
2019	Altoona	.192	73	250	18	48	11	3	4	23	3	3	11	73	0-3	.232	.308	1	
2021	Altoona	.194	63	206	21	40	7	0	7	28	0	1	0	7	73	0-0	.220	.330	2
2022	FCL Braves	.177	12	34	5	6	0	0	3	6	0	1	2	6	10	1-0	.326	.441	0
	Mississippi	.296	8	27	3	8	2	0	2	6	0	0	1	9	0-0	.321	.593	1	
	Gwinnett	.000	1	3	0	0	0	0	0	0	0	0	0	2	0-0	.000	.000	0	
	<b>Minor Totals</b>	<b>.223</b>	<b>324</b>	<b>1102</b>	<b>111</b>	<b>246</b>	<b>48</b>	<b>7</b>	<b>30</b>	<b>130</b>	<b>11</b>	<b>11</b>	<b>9</b>	<b>69</b>	<b>285</b>	<b>3-6</b>	<b>.272</b>	<b>.361</b>	<b>17</b>

**PAOLINI, STEPHEN** *OUTFIELDER*

**Bats:** L **Throws:** L **Height:** 6-2 **Weight:** 195  
**Born:** 11/23/2000 in Fairfield, CT **Resides:** Boynton Beach, FL  
**School:** St Joseph's (CT) HS  
**Obtained:** Selected by the Braves in the fifth round (157th overall) of the 2019 First-Year Player Draft  
**Signed By:** Theodore Lekas Jr.

Year	Club	AVG	G	AB	R	H	2B	3B	HR	RBI	SH	SF	HP	BB	SO	SB-CS	OBP	SLG	E
2019	GCL Braves	.192	35	120	15	23	6	0	0	8	0	1	0	22	37	2-1	.315	.242	2
2021	Augusta	.171	105	345	44	59	11	3	4	24	0	3	5	39	167	15-6	.263	.255	7
2022	Augusta	.218	111	394	60	86	18	3	7	47	0	5	5	64	128	18-9	.331	.333	3
<b>Minor Totals</b>		<b>.196</b>	<b>251</b>	<b>859</b>	<b>119</b>	<b>168</b>	<b>35</b>	<b>6</b>	<b>11</b>	<b>79</b>	<b>0</b>	<b>9</b>	<b>10</b>	<b>125</b>	<b>332</b>	<b>35-16</b>	<b>.302</b>	<b>.289</b>	<b>12</b>

**PARK, HOY JUN** *INFIELDER*

**Bats:** L **Throws:** R **Height:** 6-0 **Weight:** 170  
**Born:** 4/7/96 in Seoul, KR **Resides:** Seoul, KR  
**Obtained:** Acquired by the Braves from the Boston Red Sox in exchange for cash considerations on December 16, 2022.

Year	Club	AVG	G	AB	R	H	2B	3B	HR	RBI	SH	SF	HP	BB	SO	SB-CS	OBP	SLG	E
2015	Pulaski	.239	56	222	48	53	11	3	5	30	0	1	5	34	50	12-7	.351	.383	14
2016	Charleston	.225	116	435	60	98	15	12	2	34	5	3	7	67	120	32-3	.336	.329	25
2017	Charleston	.262	86	324	53	85	6	5	6	34	1	0	9	39	63	18-7	.358	.367	19
	Tampa	.213	24	94	20	26	6	1	1	5	0	0	1	13	14	7-0	.315	.330	2
2018	Tampa	.258	103	341	46	88	9	2	6	34	5	2	5	68	69	18-5	.387	.349	17
2019	Trenton	.272	113	416	60	113	20	6	3	41	6	2	4	57	91	20-10	.363	.370	9
2021	Somerset	.194	10	31	4	6	1	0	1	3	1	1	0	6	3	3-0	.316	.323	3
	Scranton/W-B	.328	48	171	44	56	9	1	10	29	2	1	3	46	46	8-4	.475	.567	1
	Indianapolis	.136	8	22	2	3	0	0	0	3	0	1	1	7	7	1-0	.355	.136	0
	PITTSBURGH	.197	44	127	16	25	5	2	3	14	1	1	1	18	38	1-1	.299	.339	0
	NEW YORK-AL	.000	1	1	0	0	0	0	0	0	0	0	0	0	0	0-0	.000	.000	1
2022	Indianapolis	.225	89	316	48	71	11	0	10	37	1	2	0	52	99	14-0	.332	.354	12
	PITTSBURGH	.216	23	51	7	11	2	0	2	6	2	2	1	4	15	1-0	.276	.373	3
<b>Minor Totals</b>		<b>.250</b>	<b>653</b>	<b>2372</b>	<b>385</b>	<b>593</b>	<b>88</b>	<b>30</b>	<b>44</b>	<b>250</b>	<b>21</b>	<b>13</b>	<b>35</b>	<b>389</b>	<b>562</b>	<b>133-36</b>	<b>.362</b>	<b>.368</b>	<b>38</b>
<b>Major Totals</b>		<b>.201</b>	<b>68</b>	<b>179</b>	<b>23</b>	<b>36</b>	<b>7</b>	<b>2</b>	<b>5</b>	<b>20</b>	<b>3</b>	<b>3</b>	<b>2</b>	<b>22</b>	<b>53</b>	<b>2-1</b>	<b>.291</b>	<b>.346</b>	<b>4</b>

**PARKER, BRANDON** *OUTFIELDER*

**Bats:** R **Throws:** R **Height:** 6-1 **Weight:** 205  
**Born:** 5/27/99 in Hattiesburg, MS **Resides:** Saucier, MS  
**School:** Mississippi Gulf Coast CC  
**Obtained:** Selected by the Braves in the 10th round (307th overall) of the 2019 First-Year Player Draft

**Amateur:** Was a two-time All-American at Mississippi Gulf Coast Community College...In 2018, hit a single-season school record 24 home runs and led the country with 81 RBI...He batted .424 that year.

Year	Club	AVG	G	AB	R	H	2B	3B	HR	RBI	SH	SF	HP	BB	SO	SB-CS	OBP	SLG	E
2019	Danville	.210	48	176	27	37	5	1	4	22	0	5	8	15	66	4-2	.294	.318	0
2021	Augusta	.185	51	168	22	31	10	0	7	27	0	3	6	23	66	1-0	.300	.369	1
2022	Augusta	.282	65	213	44	60	10	4	10	40	0	4	10	45	59	5-4	.423	.507	2
	Rome	.153	16	59	8	9	3	0	0	7	0	1	1	4	22	0-0	.215	.203	0
<b>Minor Totals</b>		<b>.222</b>	<b>180</b>	<b>616</b>	<b>101</b>	<b>137</b>	<b>28</b>	<b>5</b>	<b>21</b>	<b>96</b>	<b>0</b>	<b>13</b>	<b>25</b>	<b>87</b>	<b>213</b>	<b>10-6</b>	<b>.336</b>	<b>.386</b>	<b>3</b>

**PAIÑO, MARCO** *RIGHT-HANDED PITCHER*

**Bats:** R **Throws:** R **Height:** 6-0 **Weight:** 175  
**Born:** 11/17/04 in Mazatlán, MX **Resides:** Jalisco, MX  
**Obtained:** Signed by the Braves as a non-drafted free agent on April 22, 2022

Year	Club	W-L	ERA	G	GS	CG	SHO	SV	IP	H	R	ER	HR	HB	BB	SO	WP	BK
2022	FCL Braves	3-2	2.84	13	0	0	0	2	25.1	26	11	8	2	0	10	22	4	0

**PEARSON, JACOB** *OUTFIELDER*

**Bats:** L **Throws:** R **Height:** 6-1 **Weight:** 185  
**Born:** 6/1/98 in West Monroe, LA **Resides:** Downsville, LA  
**School:** West Monroe (LA) HS  
**Obtained:** Selected by the Braves from the Minnesota Twins in the minor-league phase of the 2020 Rule 5 Draft on December 10, 2020

**PEARSON CONT.**

**2019 Review:** Split the season between Single-A Cedar Rapids and High-A Fort Myers, hitting .233 (95-for-408) with 47 runs scored, 22 doubles, three triples, five home runs, 41 RBI and 43 walks in 117 games...Set single-season career highs in hits, doubles, RBI and walks...**2018:** Hit a career-best .237 in 78 games with Cedar Rapids...**2017:** After playing in 40 games with the AZL Angels to conclude his first professional season, was traded to the Minnesota Twins on 12/6 for international bonus pool money...**Amateur:** Attended West Monroe (LA) High School...Was the Louisiana Gatorade Player of the Year, the News-Star's All-NELA Player of the Year and MVP of the LSWA's Class 5A All-Star team in 2017...Batted .519 that season, his second consecutive season hitting .500 or better...Drafted by the Los Angeles Angels out of high school, in the 3rd round (85th overall) in 2017...Was committed to play collegiately at LSU prior to signing with the Angels...Originally committed to Mississippi State, but switched prior to his senior season.

Year	Club	AVG	G	AB	R	H	2B	3B	HR	RBI	SH	SF	HP	BB	SO	SB-CS	OBP	SLG	E
2017	AZL Angels	.226	40	155	20	35	7	1	0	13	4	0	2	15	37	5-3	.302	.284	2
2018	Cedar Rapids	.237	78	279	51	66	12	3	7	36	1	1	2	29	69	6-5	.312	.376	0
2019	Cedar Rapids	.220	82	286	35	63	13	1	4	32	0	5	1	33	63	12-5	.298	.315	0
	Fort Myers	.262	35	122	12	32	9	2	1	9	0	2	0	10	22	7-0	.313	.393	0
2021	Mississippi	.171	53	152	17	26	2	2	4	19	2	2	0	18	43	3-3	.256	.289	0
2022	Rome	.266	67	256	39	68	16	0	4	21	1	2	7	30	57	21-8	.356	.375	1
	Mississippi	.122	29	90	11	11	8	0	0	7	0	2	0	19	26	4-1	.270	.211	1
<b>Minor Totals</b>		<b>.225</b>	<b>384</b>	<b>1340</b>	<b>185</b>	<b>301</b>	<b>67</b>	<b>9</b>	<b>20</b>	<b>137</b>	<b>8</b>	<b>14</b>	<b>12</b>	<b>154</b>	<b>317</b>	<b>58-25</b>	<b>.307</b>	<b>.333</b>	<b>3</b>

**PEÑA, KELVIN CATCHER**

**Bats:** R **Throws:** R **Height:** 5-11 **Weight:** 210  
**Born:** 7/4/2000 in Bonoa, Dominican Republic **Resides:** Bonoa, Dominican Republic  
**Obtained:** Signed by the Braves as a non-drafted free agent on June 14, 2018

**2019 Review:** Spent the year with the DSL Braves and led the club in games played (66), total bases (85), doubles (15), home runs (6) and RBI (40)...Selected as DSL's Player of the Month for July...Hit .274/.345/.537 (26-for-95) in 25 games...Hit all six of his home runs and drove in 26 of his 40 runs that month.

Year	Club	AVG	G	AB	R	H	2B	3B	HR	RBI	SH	SF	HP	BB	SO	SB-CS	OBP	SLG	E
2018	DSL Braves	.196	16	56	3	11	2	0	0	5	0	0	1	0	22	0-1	.211	.252	7
2019	DSL Braves	.220	66	236	28	52	15	0	6	40	0	5	4	28	66	1-2	.308	.360	12
2021	FCL Braves	.158	27	57	3	9	1	0	1	3	1	0	3	6	24	1-0	.273	.228	1
2022										Did Not Play									
<b>Minor Totals</b>		<b>.206</b>	<b>109</b>	<b>349</b>	<b>34</b>	<b>72</b>	<b>18</b>	<b>0</b>	<b>7</b>	<b>48</b>	<b>1</b>	<b>5</b>	<b>8</b>	<b>34</b>	<b>112</b>	<b>2-3</b>	<b>.288</b>	<b>.318</b>	<b>20</b>

**PEÑA, MIGUEL RIGHT-HANDED PITCHER**

**Bats:** L **Throws:** R **Height:** 6-1 **Weight:** 190  
**Born:** 11/26/98 in Santiago de los Caballeros, DR **Resides:** Santiago de los Caballeros, DR  
**Obtained:** Signed by the Braves as a non-drafted free agent on February 7, 2017

Year	Club	W-L	ERA	G	GS	CG	SHO	SV	IP	H	R	ER	HR	HB	BB	SO	WP	BK
2017	DSL Braves	2-1	3.96	15	0	0	0	1	25.0	27	19	11	0	4	7	13	2	0
2018	GCL Braves	0-2	5.32	14	0	0	0	1	23.2	33	20	14	3	5	7	14	9	1
2019	GCL Braves	0-1	1.88	9	0	0	0	1	14.1	16	8	3	1	0	5	14	2	0
2021	Augusta	5-2	5.51	26	1	0	0	2	50.2	59	34	31	7	6	24	51	8	2
2022	Augusta	2-1	3.13	21	0	0	0	1	31.2	29	11	11	4	1	12	41	6	0
	Rome	0-0	2.70	7	0	0	0	0	10.0	8	3	3	1	1	4	11	0	0
<b>Minor Totals</b>		<b>9-7</b>	<b>4.23</b>	<b>92</b>	<b>1</b>	<b>0</b>	<b>0</b>	<b>6</b>	<b>155.1</b>	<b>172</b>	<b>95</b>	<b>73</b>	<b>16</b>	<b>17</b>	<b>59</b>	<b>144</b>	<b>27</b>	<b>3</b>

**PÉREZ, JORDANO RIGHT-HANDED PITCHER**

**Bats:** R **Throws:** R **Height:** 6-0 **Weight:** 162  
**Born:** 9/2/00 in Azua, Dominican Republic **Resides:** Azua, Dominican Republic  
**Obtained:** Signed by the Braves as a non-drafted free agent on July 6, 2018

Year	Club	W-L	ERA	G	GS	CG	SHO	SV	IP	H	R	ER	HR	HB	BB	SO	WP	BK
2019	DSL Braves	1-0	2.67	16	0	0	0	3	33.2	24	15	10	0	7	13	29	4	0
2021	FCL Braves	1-0	5.87	16	1	0	0	2	30.2	42	23	20	3	2	9	21	1	0
2022	Augusta	4-2	3.72	10	10	0	0	0	46.0	41	20	19	3	2	11	40	3	2
<b>Minor Totals</b>		<b>6-2</b>	<b>4.00</b>	<b>42</b>	<b>11</b>	<b>0</b>	<b>0</b>	<b>5</b>	<b>110.1</b>	<b>107</b>	<b>58</b>	<b>49</b>	<b>6</b>	<b>11</b>	<b>33</b>	<b>90</b>	<b>8</b>	<b>2</b>

**PEREZ, MIGUEL** RIGHT-HANDED PITCHER

**Bats:** R **Throws:** R **Height:** 6-0 **Weight:** 168  
**Born:** 3/2/04 in Santo Domingo, DR **Resides:** San Cristobal, DR  
**Obtained:** Signed by the Braves as a non-drafted free agent on August 31, 2021

Year	Club	W-L	ERA	G	GS	CG	SHO	SV	IP	H	R	ER	HR	HB	BB	SO	WP	BK
2022	FCL Braves	0-0	0.00	3	1	0	0	0	5.1	3	0	0	0	1	0	3	0	0

**PHILIP, BEAU** INFILDER

**Bats:** R **Throws:** R **Height:** 6-0 **Weight:** 195  
**Born:** 10/23/98 in Sacramento, CA **Resides:** Citrus Heights, CA  
**School:** Oregon State University  
**Obtained:** Selected by the Braves in the second round (60th overall) of the 2019 First-Year Player Draft  
**Signed By:** Cody Martin

**2019 Review:** Spent his first professional season playing in 55 games for Rookie Advanced Danville... Tabbed by MLB.com as Braves' No. 27 prospect... **Amateur:** In his only season at Oregon State University, named to the watch list for College Baseball Foundation's Brooks Wallace Award, honoring the top collegiate shortstop.

Year	Club	AVG	G	AB	R	H	2B	3B	HR	RBI	SH	SF	HP	BB	SO	SB-CS	OBP	SLG	E
2019	Danville	.193	55	207	27	40	6	0	4	20	0	1	5	26	51	5-5	.297	.280	9
2021	Rome	.187	97	337	43	63	15	2	6	24	0	2	3	38	137	16-4	.274	.297	22
2022	Rome	.221	111	375	53	83	9	0	12	57	1	5	6	62	131	13-3	.337	.341	15
<b>Minor Totals</b>		<b>.202</b>	<b>263</b>	<b>919</b>	<b>123</b>	<b>186</b>	<b>30</b>	<b>2</b>	<b>22</b>	<b>101</b>	<b>1</b>	<b>8</b>	<b>14</b>	<b>126</b>	<b>319</b>	<b>34-12</b>	<b>.306</b>	<b>.311</b>	<b>46</b>

**PHILLIPS, COLE** RIGHT-HANDED PITCHER

**Bats:** R **Throws:** R **Height:** 6-3 **Weight:** 200  
**Born:** 5/26/03 in San Diego, CA **Resides:** Boerne, TX  
**School:** Boerne HS (TX)  
**Obtained:** Selected by the Braves in the second round of the 2022 First-Year Player Draft.

Year	Club	W-L	ERA	G	GS	CG	SHO	SV	IP	H	R	ER	HR	HB	BB	SO	WP	BK
2023 Will Be First Professional Season																		

**PINEDA, ALEN** CATCHER

**Bats:** R **Throws:** R **Height:** 5-10 **Weight:** 180  
**Born:** 11/4/04 in Mazatlán, MX **Resides:** Mazatlán, MX  
**Obtained:** Signed by the Braves as a non-drafted free agent on January 18, 2022

Year	Club	AVG	G	AB	R	H	2B	3B	HR	RBI	SH	SF	HP	BB	SO	SB-CS	OBP	SLG	E
2022	FCL Braves	.105	29	76	6	8	2	0	0	7	0	1	7	22	21	2-0	.349	.132	4

**PIRELA, YORVI** RIGHT-HANDED PITCHER

**Bats:** R **Throws:** R **Height:** 6-0 **Weight:** 160  
**Born:** 1/3/05 in Maracay, VZ **Resides:** Maracay, VZ  
**Obtained:** Signed by the Braves as a non-drafted free agent on January 15, 2022

Year	Club	W-L	ERA	G	GS	CG	SHO	SV	IP	H	R	ER	HR	HB	BB	SO	WP	BK
2022	FCL Braves	7-1	3.92	13	1	0	0	0	39.0	46	22	17	3	3	13	28	3	1

**POLANCO, EFRAIN** RIGHT-HANDED PITCHER

**Bats:** R **Throws:** R **Height:** 5-9 **Weight:** 170  
**Born:** 2/23/03 in Valencia, Venezuela **Resides:** Valencia, Venezuela  
**Obtained:** Signed by the Braves as a non-drafted free agent on July 11, 2019  
**Signed By:** Winder Leon

Year	Club	W-L	ERA	G	GS	CG	SHO	SV	IP	H	R	ER	HR	HB	BB	SO	WP	BK
2021	Rome	3-2	2.72	12	7	0	0	0	46.1	36	17	14	2	2	16	40	1	0
	Mississippi	1-4	3.15	8	8	0	0	0	34.1	30	14	12	1	6	16	32	3	0
<b>Minor Totals</b>		<b>16-17</b>	<b>3.60</b>	<b>58</b>	<b>53</b>	<b>0</b>	<b>0</b>	<b>0</b>	<b>275.0</b>	<b>258</b>	<b>125</b>	<b>110</b>	<b>17</b>	<b>16</b>	<b>98</b>	<b>236</b>	<b>10</b>	<b>0</b>

**POLO, DAVIS** *RIGHT-HANDED PITCHER*

**Bats:** R **Throws:** R **Height:** 6-1 **Weight:** 150  
**Born:** 10/27/04 in Cali, Colombia **Resides:** Cali, Colombia  
**Obtained:** Signed by the Braves as a non-drafted free agent on April 20, 2022

Year	Club	W-L	ERA	G	GS	CG	SHO	SV	IP	H	R	ER	HR	HB	BB	SO	WP	BK
2022	FCL Braves	2-2	5.03	10	2	0	0	0	19.2	18	12	11	1	1	6	26	3	1

**POTTS, HUDSON** *INFIELDER*

**Bats:** R **Throws:** R **Height:** 6-3 **Weight:** 205  
**Born:** 10/28/98 in Southlake, TX **Resides:** Plano, TX  
**School:** Carroll HS (TX)  
**Obtained:** Signed by the Braves as a minor league free agent on December 2, 2022

Year	Club	AVG	G	AB	R	H	2B	3B	HR	RBI	SH	SF	HP	BB	SO	SB-CS	OBP	SLG	E
2016	FCL Padres	.295	43	183	35	54	12	2	1	21	0	1	2	9	34	8-4	.333	.399	4
	Tri-City	.233	16	60	7	14	0	1	0	6	1	0	2	9	13	2-1	.352	.267	2
2017	Fort Wayne	.253	125	491	67	124	23	4	20	69	0	2	6	23	140	0-1	.293	.438	9
2018	Lake Elsinore	.281	106	406	66	114	35	1	17	58	1	2	7	37	112	3-1	.350	.498	13
	San Antonio	.154	22	78	5	12	0	0	2	5	0	0	1	10	33	1-0	.258	.231	4
2019	FCL Padres 1	.667	4	12	3	8	1	0	1	6	0	0	1	0	3	0-0	.692	1.000	0
	Amarillo	.227	107	409	56	93	23	1	16	59	0	2	5	32	128	3-1	.290	.406	8
2021	Portland	.217	78	281	33	61	18	0	11	47	0	6	4	16	100	0-0	.264	.399	10
2022	Portland	.234	75	269	36	63	17	0	14	44	0	2	1	24	92	1-0	.297	.454	4
	Worcester	.200	2	5	1	1	1	0	0	0	0	0	1	1	0	0-0	.333	.400	0
<b>Minor Totals</b>		<b>.248</b>	<b>578</b>	<b>2194</b>	<b>309</b>	<b>544</b>	<b>130</b>	<b>9</b>	<b>82</b>	<b>315</b>	<b>2</b>	<b>15</b>	<b>29</b>	<b>161</b>	<b>656</b>	<b>18-8</b>	<b>.306</b>	<b>.428</b>	<b>54</b>

**QUINTERO, GERALDO** *INFIELDER*

**Bats:** S **Throws:** R **Height:** 5-8 **Weight:** 155  
**Born:** 10/10/01 in Puerto Cabello, Venezuela **Resides:** Valencia, Venezuela  
**Obtained:** Signed by the Braves as a non-drafted free agent on February 15, 2019

Year	Club	AVG	G	AB	R	H	2B	3B	HR	RBI	SH	SF	HP	BB	SO	SB-CS	OBP	SLG	E
2019	DSL Braves	.264	58	197	35	52	10	3	2	22	2	1	7	30	28	21-8	.379	.376	4
2021	FCL Braves	.207	40	121	23	25	2	3	0	6	0	1	2	17	26	12-5	.312	.273	4
2022	Augusta	.262	91	362	61	95	22	9	6	47	0	2	7	48	69	26-8	.358	.423	20
	Rome	.238	22	80	12	19	4	0	2	12	0	1	4	10	22	8-3	.347	.363	7
<b>Minor Totals</b>		<b>..251</b>	<b>211</b>	<b>760</b>	<b>131</b>	<b>191</b>	<b>38</b>	<b>15</b>	<b>10</b>	<b>87</b>	<b>2</b>	<b>5</b>	<b>20</b>	<b>105</b>	<b>145</b>	<b>67-24</b>	<b>.355</b>	<b>.380</b>	<b>35</b>

**RAMIREZ, ROEL** *RIGHT-HANDED PITCHER*

**Bats:** R **Throws:** R **Height:** 6-0 **Weight:** 232  
**Born:** 5/26/95 in Laredo, TX **Resides:** Laredo, TX  
**School:** United South HS (TX)  
**Obtained:** Signed by the Braves as a minor league free agent on July 6, 2022

Year	Club	W-L	ERA	G	GS	CG	SHO	SV	IP	H	R	ER	HR	HB	BB	SO	WP	BK
2013	FCL Rays	3-4	5.86	12	1	0	0	0	27.2	35	22	18	0	5	6	16	1	0
2014	Princeton	6-2	1.86	12	6	0	0	2	53.1	41	19	11	2	1	6	29	3	0
2015	Hudson Valley	4-3	2.97	13	13	0	0	0	69.2	67	27	23	3	1	11	43	5	0
2016	Bowling Green	7-8	4.68	25	18	0	0	3	107.2	126	68	56	10	5	30	79	9	3
2017	Bowling Green	1-0	3.00	2	0	0	0	1	6.0	5	2	2	1	0	3	7	1	0
	Charlotte	2-3	5.52	26	6	0	0	0	58.2	69	38	36	7	7	22	53	4	0
2018	Charlotte	0-0	0.00	8	0	0	0	1	12.2	4	0	0	0	1	0	14	1	0
	Montgomery	3-1	3.32	26	1	0	0	0	40.2	37	19	15	4	1	17	46	6	0
	Springfield	0-0	5.06	10	0	0	0	0	10.2	8	6	6	1	1	5	10	2	0
2019	Springfield	5-3	4.98	41	5	0	0	1	72.1	76	45	40	6	8	29	80	10	0
	Memphis	1-0	0.00	2	0	0	0	0	3.0	0	0	0	0	0	1	5	0	0
2020	ST. LOUIS	0-0	81.00	1	0	0	0	0	0.2	6	6	6	4	0	1	1	1	0
2021	Memphis	0-1	4.34	20	0	0	0	1	29.0	26	17	14	2	0	8	32	5	0
	Memphis	0-2	8.31	12	0	0	0	2	13.0	18	15	12	3	2	11	16	2	0
	ST. LOUIS	0-0	81.00	1	0	0	0	0	0.1	1	3	3	0	0	2	0	0	0
2022	Gwinnett	1-1	4.91	21	0	0	0	1	22.0	26	12	12	1	0	9	29	2	0
<b>Minor Totals</b>		<b>33-28</b>	<b>4.19</b>	<b>230</b>	<b>50</b>	<b>0</b>	<b>0</b>	<b>12</b>	<b>526.1</b>	<b>538</b>	<b>290</b>	<b>245</b>	<b>40</b>	<b>32</b>	<b>158</b>	<b>459</b>	<b>51</b>	<b>3</b>
<b>Major Totals</b>		<b>0-0</b>	<b>81</b>	<b>2</b>	<b>0</b>	<b>0</b>	<b>0</b>	<b>0</b>	<b>1.0</b>	<b>7</b>	<b>9</b>	<b>9</b>	<b>4</b>	<b>0</b>	<b>3</b>	<b>1</b>	<b>1</b>	<b>0</b>

FRONT OFFICE  
 MANAGER & STAFF  
 PLAYER BIOS  
 SEASON IN REVIEW  
 PLAYER DEVELOPMENT  
 BRAVES HISTORY  
 OPPONENTS  
 MISCELLANEOUS

**RIGGINS, HUNTER** RIGHT-HANDED PITCHER

**Bats:** R      **Throws:** R      **Height:** 6-3      **Weight:** 205  
**Born:** 8/10/98 in Knoxville, TN      **Resides:** Hernando, MS  
**School:** Southern Mississippi  
**Obtained:** Signed by the Braves as a non-drafted free agent on July 20, 2022

Year	Club	W-L	ERA	G	GS	CG	SHO	SV	IP	H	R	ER	HR	HB	BB	SO	WP	BK
2022	FCL Braves	0-0	3.00	2	1	0	0	0	3.0	2	1	1	0	1	1	4	0	0

**RILEY, TREY** RIGHT-HANDED PITCHER

**Bats:** R      **Throws:** R      **Height:** 6-3      **Weight:** 200  
**Born:** 4/21/98 in Maryville, IL      **Resides:** Edwardsville, IL  
**School:** John A. Logan College (IL)  
**Obtained:** Selected by the Braves in the fifth round (142nd overall) of the 2018 First-Year Player Draft  
**Signed By:** Kevin Barry

**2019 Review:** Made 17 appearances, 12 starts, for Single-A Rome...Had two separate stints on the injured list, from 6/22-7/19 (left calf strain) and 8/11-9/11 (blister)...Finished the season ranked by MLB.com as the Braves' No. 17 prospect.

Year	Club	W-L	ERA	G	GS	CG	SHO	SV	IP	H	R	ER	HR	HB	BB	SO	WP	BK
2018	Danville	0-0	8.00	6	2	0	0	0	9.0	10	10	8	1	2	10	13	1	0
2019	Rome	2-7	7.67	17	12	0	0	0	58.2	71	53	50	4	6	46	41	6	0
2021	Rome	5-1	3.29	26	0	0	0	0	38.1	26	16	14	5	1	11	32	4	0
2022	Rome	3-3	4.75	33	0	0	0	4	36.0	37	24	19	6	4	25	42	9	0
	Mississippi	1-1	8.10	7	0	0	0	0	6.2	9	6	6	1	0	9	5	0	0
<b>Minor Totals</b>		<b>11-12</b>	<b>5.87</b>	<b>89</b>	<b>14</b>	<b>0</b>	<b>0</b>	<b>4</b>	<b>148.2</b>	<b>153</b>	<b>109</b>	<b>97</b>	<b>17</b>	<b>13</b>	<b>101</b>	<b>133</b>	<b>20</b>	<b>0</b>

**RITCHIE, JR** RIGHT-HANDED PITCHER

**Bats:** R      **Throws:** R      **Height:** 6-2      **Weight:** 180  
**Born:** 6/26/03 in Seattle, WA      **Resides:** Bainbridge Island, WA  
**School:** Bainbridge HS (WA)  
**Obtained:** Selected by the Braves in the CB-A round (35th overall) of the 2022 First-Year Player Draft.

Year	Club	W-L	ERA	G	GS	CG	SHO	SV	IP	H	R	ER	HR	HB	BB	SO	WP	BK
2022	FCL Braves	0-0	0.00	2	2	0	0	0	4.1	2	0	0	0	0	1	4	1	0
	Augusta	0-0	2.70	3	3	0	0	0	10.0	7	3	3	1	1	4	10	0	0
<b>Minor Totals</b>		<b>0-0</b>	<b>1.88</b>	<b>5</b>	<b>5</b>	<b>0</b>	<b>0</b>	<b>0</b>	<b>14.1</b>	<b>9</b>	<b>3</b>	<b>3</b>	<b>1</b>	<b>1</b>	<b>5</b>	<b>14</b>	<b>1</b>	<b>0</b>

**RIVAS, ALBERT** RIGHT-HANDED PITCHER

**Bats:** R      **Throws:** R      **Height:** 5-10      **Weight:** 180  
**Born:** 2/18/03 in Valera, Venezuela      **Resides:** Ocumare del Tuy, Venezuela  
**Obtained:** Signed by the Braves as a non-drafted free agent on July 2, 2019  
**Signed By:** Edison Sanchez

Year	Club	W-L	ERA	G	GS	CG	SHO	SV	IP	H	R	ER	HR	HB	BB	SO	WP	BK
2022	FCL Braves	3-2	4.85	13	4	0	0	0	42.2	48	27	23	2	7	10	45	1	1

**RODRÍGUEZ, ESTARLIN** RIGHT-HANDED PITCHER

**Bats:** R      **Throws:** R      **Height:** 6-0      **Weight:** 180  
**Born:** 10/24/99 in Puerto Plata, Dominican Republic      **Resides:** Puerto Plata, Dominican Republic  
**Obtained:** Signed by the Braves as a non-drafted free agent on July 2, 2017  
**Signed By:** Jonathan Cruz

Year	Club	W-L	ERA	G	GS	CG	SHO	SV	IP	H	R	ER	HR	HB	BB	SO	WP	BK
2017	DSL Braves	1-1	1.86	10	5	0	0	0	19.1	15	6	4	0	0	4	17	2	2
2018	DSL Braves	2-6	3.60	13	11	0	0	0	45.0	40	26	18	2	1	30	23	7	1
2019	GCL Braves	1-2	4.09	8	0	0	0	0	22.0	25	13	10	1	2	11	18	2	0
2021	FCL Braves	2-0	0.00	5	0	0	0	1	13.0	6	0	0	0	1	1	9	0	0
	Augusta	1-3	7.74	23	2	0	0	2	43.0	52	41	37	3	5	28	30	6	0
2022	Augusta	2-2	6.40	31	0	0	0	3	64.2	67	47	46	13	4	38	62	4	1
<b>Minor Totals</b>		<b>9-14</b>	<b>5.00</b>	<b>90</b>	<b>18</b>	<b>0</b>	<b>0</b>	<b>6</b>	<b>207.0</b>	<b>205</b>	<b>133</b>	<b>115</b>	<b>19</b>	<b>13</b>	<b>112</b>	<b>159</b>	<b>21</b>	<b>4</b>

**RODRIGUEZ, JESÚS** RIGHT-HANDED PITCHER

**Bats:** R      **Throws:** R      **Height:** 6-1      **Weight:** 170  
**Born:** 12/20/04 in Hato Mayor, DR      **Resides:** Hato Mayor, DR  
**Obtained:** Signed by the Braves as a non-drafted free agent on March 2, 2022

Year	Club	W-L	ERA	G	GS	CG	SHO	SV	IP	H	R	ER	HR	HB	BB	SO	WP	BK
2023 Will Be First Professional Season																		

**RODRÍGUEZ, RAINIERY** RIGHT-HANDED PITCHER

**Bats:** S      **Throws:** R      **Height:** 6-2      **Weight:** 170  
**Born:** 8/28/00 in La Romana, Dominican Republic      **Resides:** La Romana, Dominican Republic  
**Obtained:** Signed by the Braves as a non-drafted free agent on April 27, 2018  
**Signed By:** Jonathan Cruz

**2019 Review:** Made 15 appearances, five starts, with the DSL Braves and had a team most six wins...Also posted the lowest ERA on the club (1.79; min. 10.0 IP)...Was named the DSL Braves Pitcher of the Month for July after not allowing an earned run in 16.0 innings and striking out 14 over five games (one start).

Year	Club	W-L	ERA	G	GS	CG	SHO	SV	IP	H	R	ER	HR	HB	BB	SO	WP	BK
2018	DSL Braves	1-4	3.53	11	7	0	0	0	35.2	35	25	14	1	6	9	22	7	1
2019	DSL Braves	6-1	1.79	15	5	0	0	2	50.1	46	14	10	2	2	15	37	5	0
2021	FCL Braves	4-0	1.42	4	4	0	0	0	19.0	14	3	3	0	0	4	17	0	1
	Augusta	2-4	7.00	10	9	0	0	0	45.0	63	36	35	7	3	17	37	4	3
2022	FCL Braves	1-0	0.00	3	2	0	0	0	10.1	5	0	0	0	0	0	10	0	0
	Augusta	4-5	5.86	13	9	0	0	0	58.1	67	42	38	8	2	14	43	3	0
<b>Minor Totals</b>		<b>18-14</b>	<b>4.12</b>	<b>56</b>	<b>36</b>	<b>0</b>	<b>0</b>	<b>2</b>	<b>218.2</b>	<b>230</b>	<b>120</b>	<b>100</b>	<b>18</b>	<b>13</b>	<b>59</b>	<b>166</b>	<b>19</b>	<b>5</b>

**ROMERO, FRANCISCO** RIGHT-HANDED PITCHER

**Bats:** R      **Throws:** R      **Height:** 6-2      **Weight:** 170  
**Born:** 10/28/03 in Heroica Cd. de Cananea, MX      **Resides:** Heroica Cd. de Cananea, MX  
**Obtained:** Signed by the Braves as a non-drafted free agent on December 13, 2021

Year	Club	W-L	ERA	G	GS	CG	SHO	SV	IP	H	R	ER	HR	HB	BB	SO	WP	BK
2022	FCL Braves	2-1	3.99	15	1	0	0	0	29.1	19	17	13	0	14	18	26	15	0

**SANCHEZ, ANDRES** RIGHT-HANDED PITCHER

**Bats:** R      **Throws:** R      **Height:** 6-2      **Weight:** 190  
**Born:** 8/10/02 in Barcelona, Venezuela      **Resides:** Barcelona, Venezuela  
**Obtained:** Signed by the Braves as a non-drafted free agent on September 26, 2019  
**Signed By:** Raphachel Colatosti

Year	Club	W-L	ERA	G	GS	CG	SHO	SV	IP	H	R	ER	HR	HB	BB	SO	WP	BK
2022	DSL Braves	0-0	0.00	2	2	0	0	0	6.0	3	0	0	0	0	1	3	0	0
	FCL Braves	3-2	6.52	8	0	0	0	0	19.1	22	16	14	0	1	13	12	6	0
<b>Minor Totals</b>		<b>3-2</b>	<b>4.97</b>	<b>10</b>	<b>2</b>	<b>0</b>	<b>0</b>	<b>0</b>	<b>25.1</b>	<b>25</b>	<b>16</b>	<b>14</b>	<b>0</b>	<b>1</b>	<b>14</b>	<b>15</b>	<b>6</b>	<b>0</b>

**SANCHEZ, JUAN** RIGHT-HANDED PITCHER

**Bats:** R      **Throws:** R      **Height:** 6-2      **Weight:** 180  
**Born:** 5/21/03 in Puerto Cabello, VZ      **Resides:** Puerto Cabello, VZ  
**Obtained:** Signed by the Braves as a non-drafted free agent on February 18, 2022

Year	Club	AVG	G	AB	R	H	2B	3B	HR	RBI	SH	SF	HP	BB	SO	SB-CS	OBP	SLG	E
2022	FCL Braves	2-2	3.68	13	0	0	0	1	29.1	21	13	12	0	3	20	28	9	0	

**SANCHEZ, LUIS** INFILDER

**Bats:** R      **Throws:** R      **Height:** 5-9      **Weight:** 165  
**Born:** 1/16/04 in Panamá, PAN      **Resides:** Panamá, PAN  
**Obtained:** Signed by the Braves as a non-drafted free agent on January 17, 2022

Year	Club	AVG	G	AB	R	H	2B	3B	HR	RBI	SH	SF	HP	BB	SO	SB-CS	OBP	SLG	E
2022	FCL Braves	.287	34	101	20	29	3	0	1	16	0	3	7	21	10	13-1	.432	.347	6



**SCHWELLENBACH, SPENCER** RIGHT-HANDED PITCHER

**Bats:** R **Throws:** R **Height:** 6-1 **Weight:** 200  
**Born:** 5/31/2000 in Saginaw, MI **Resides:** Saginaw, MI  
**School:** Nebraska

**Obtained:** Selected by the Braves in the second round of the 2021 First-Year Player Draft

Year	Club	W-L	ERA	G	GS	CG	SHO	SV	IP	H	R	ER	HR	HB	BB	SO	WP	BK
2023 Will Be First Professional Season																		

**SEGAL, ALEX** LEFT-HANDED PITCHER

**Bats:** L **Throws:** L **Height:** 6-4 **Weight:** 200  
**Born:** 3/18/98 in Scottsdale, AZ **Resides:** Scottsdale, AZ  
**School:** Wichita State University (KS)

**Obtained:** Selected by the Braves in the 22nd round of the 2019 First-Year Player Draft

**2019 Review:** Spent his first professional season with Rookie Advanced Danville...Made a team-high 17 appearances, 16 of which were in relief...Also had a team-most four holds.

Year	Club	W-L	ERA	G	GS	CG	SHO	SV	IP	H	R	ER	HR	HB	BB	SO	WP	BK
2019	Danville	1-1	4.13	17	1	0	0	1	28.1	30	14	13	1	0	15	35	3	0
2021					Injured - Did Not Pitch													
2022	FCL Braves	1-0	4.26	5	1	0	0	0	6.1	2	3	3	0	1	1	10	1	0
	Augusta	0-0	2.16	7	0	0	0	0	8.1	6	3	2	0	0	4	13	1	0
	Rome	3-1	0.79	9	0	0	0	0	11.1	15	3	1	1	0	6	11	1	0
<b>Minor Totals</b>		<b>5-2</b>	<b>3.15</b>	<b>38</b>	<b>2</b>	<b>0</b>	<b>0</b>	<b>1</b>	<b>54.1</b>	<b>53</b>	<b>23</b>	<b>19</b>	<b>2</b>	<b>1</b>	<b>26</b>	<b>69</b>	<b>6</b>	<b>0</b>

**SHARPE, CHRIS** OUTFIELDER

**Bats:** R **Throws:** R **Height:** 6-0 **Weight:** 187  
**Born:** 6/6/96 in Burlington, MA **Resides:** Burlington, MA

**School:** Massachusetts Lowell

**Obtained:** Signed by the Braves as minor league free agent on January 4, 2023

Year	Club	AVG	G	AB	R	H	2B	3B	HR	RBI	SH	SF	HP	BB	SO	SB-CS	OBP	SLG	E
2017	West Virginia	.234	39	158	19	37	8	1	3	15	3	1	4	19	49	6-6	.330	.354	2
2018	West Virginia	.263	85	278	50	73	11	2	4	28	7	3	6	39	98	11-4	.362	.360	1
2019	Bradenton	.292	64	226	36	66	17	2	5	30	1	3	8	28	52	15-7	.385	.451	4
	Altoona	.217	68	231	44	50	14	1	11	38	2	3	4	17	67	2-3	.278	.429	3
2021	Indianapolis	.196	108	317	45	62	25	0	5	29	2	2	9	41	111	6-3	.304	.322	2
2022	Reading	.182	29	77	11	14	4	2	1	8	0	4	3	18	26	1-0	.343	.325	0
	Lehigh Valley	.219	51	155	23	34	11	0	3	23	0	2	4	20	55	8-3	.320	.348	4
<b>Minor Totals</b>		<b>.233</b>	<b>444</b>	<b>1442</b>	<b>228</b>	<b>336</b>	<b>90</b>	<b>8</b>	<b>32</b>	<b>171</b>	<b>15</b>	<b>18</b>	<b>38</b>	<b>182</b>	<b>458</b>	<b>49-26</b>	<b>.331</b>	<b>.373</b>	<b>16</b>

**SHOEMAKER, ADAM** LEFT-HANDED PITCHER

**Bats:** L **Throws:** L **Height:** 6-6 **Weight:** 205  
**Born:** 8/24/02 in Cambridge, ON **Resides:** Cambridge, ON

**School:** St. Benedict Catholic HS (ON)

**Obtained:** Selected by the Braves in the 11th round of the 2021 First-Year Player Draft

Year	Club	W-L	ERA	G	GS	CG	SHO	SV	IP	H	R	ER	HR	HB	BB	SO	WP	BK
2021	FCL Braves	0-1	6.75	3	2	0	0	0	5.1	3	5	4	0	0	7	6	3	0
2022	FCL Braves	0-5	5.73	10	8	0	0	0	33.0	32	22	21	1	1	19	30	5	4
	Augusta	0-0	14.40	3	3	0	0	0	5.0	7	8	8	0	1	5	7	1	0
<b>Minor Totals</b>		<b>0-6</b>	<b>6.85</b>	<b>16</b>	<b>13</b>	<b>0</b>	<b>0</b>	<b>0</b>	<b>43.1</b>	<b>42</b>	<b>35</b>	<b>33</b>	<b>1</b>	<b>2</b>	<b>31</b>	<b>43</b>	<b>9</b>	<b>4</b>

**SHUSTER, JARED** LEFT-HANDED PITCHER

**Bats:** L **Throws:** L **Height:** 6-3 **Weight:** 205  
**Born:** 8/3/98 in New Bedford, MA **Resides:** New Bedford, MA

**School:** Wake Forest University (NC)

**Obtained:** Selected by the Braves in the first round (25th overall) of the 2020 First-Year Player Draft

**2020 Review:** In his first professional season, was on Atlanta's initial 60-man player pool...Spent the season at the club's alternate training site...**Amateur:** In three seasons at Wake Forest, went 6-8 with a 6.17 ERA (88 ER/128.1 IP) in 41 appearances, 22 starts...Struck out 169 in 128.1 innings, including 98 over 68.0 innings in 2019, his sophomore season...His 12.4 strikeouts per 9.0 innings that season is the third-highest single-season total in program history...Following that 2019 campaign, pitched for the Orleans Firebirds of the Cape Cod League and went 4-0 with a 1.36 ERA to earn All-Star honors...Made seven starts.

**SHUSTER CONT.**

In his final season with the Demon Deacons, 2020, served as the Saturday starter and posted a 3.76 ERA (11 ER/26.1 IP), striking out 43 batters and walking just four...Prior to attending Wake Forest, went to Tabor Academy in Marion, Mass...Was a two-way player...Batted .506 as a junior and .347 as a senior, combining to hit 10 home runs...Also played basketball.

Year	Club	W-L	ERA	G	GS	CG	SHO	SV	IP	H	R	ER	HR	HB	BB	SO	WP	BK
2021	Rome	2-0	3.70	15	14	0	0	0	58.1	47	24	24	10	0	15	73	0	0
	Mississippi	0-0	7.36	3	3	0	0	0	14.2	19	12	12	5	0	5	17	0	0
2022	Mississippi	6-7	2.78	17	16	1	1	0	90.2	65	30	28	8	0	22	106	4	0
	Gwinnett	1-3	4.25	10	9	0	0	0	48.2	43	26	23	10	1	16	39	2	0
<b>Minor Totals</b>		<b>9-10</b>	<b>3.69</b>	<b>45</b>	<b>42</b>	<b>1</b>	<b>1</b>	<b>0</b>	<b>212.1</b>	<b>174</b>	<b>92</b>	<b>87</b>	<b>33</b>	<b>1</b>	<b>58</b>	<b>235</b>	<b>6</b>	<b>0</b>

**SILVA, WILLIAM** RIGHT-HANDED PITCHER

**Bats:** R      **Throws:** R      **Height:** 6-1      **Weight:** 185

**Born:** 8/2/01 in Miami, FL      **Resides:** Miami, FL

**School:** Miami Dade CC Kendall (FL)

**Obtained:** Selected by the Braves in the 15th round of the 2022 First-Year Player Draft.

Year	Club	W-L	ERA	G	GS	CG	SHO	SV	IP	H	R	ER	HR	HB	BB	SO	WP	BK
2022	FCL Braves	2-0	0.00	3	0	0	0	0	4.0	2	0	0	0	0	2	2	0	0
	Augusta	0-1	15.43	2	0	0	0	0	2.1	5	4	4	0	0	3	3	0	0
<b>Minor Totals</b>		<b>2-1</b>	<b>5.68</b>	<b>5</b>	<b>0</b>	<b>0</b>	<b>0</b>	<b>0</b>	<b>6.1</b>	<b>7</b>	<b>4</b>	<b>4</b>	<b>0</b>	<b>0</b>	<b>5</b>	<b>5</b>	<b>0</b>	<b>0</b>

**SMITH, AUSTIN** RIGHT-HANDED PITCHER

**Bats:** R      **Throws:** R      **Height:** 6-4      **Weight:** 205

**Born:** 6/22/99 in Littleton, CO

**Resides:** Leander, TX

**School:** Arizona

**Obtained:** Selected by the Braves in the 18th round of the 2021 First-Year Player Draft

Year	Club	W-L	ERA	G	GS	CG	SHO	SV	IP	H	R	ER	HR	HB	BB	SO	WP	BK
2021	Augusta	0-0	4.50	6	0	0	0	0	8	5	4	4	1	0	5	10	0	0
2022	Rome	2-3	4.62	45	0	0	0	13	48.2	38	25	25	4	7	18	61	6	2
<b>Minor Totals</b>		<b>2-3</b>	<b>4.61</b>	<b>51</b>	<b>0</b>	<b>0</b>	<b>0</b>	<b>13</b>	<b>56.2</b>	<b>43</b>	<b>29</b>	<b>29</b>	<b>5</b>	<b>7</b>	<b>23</b>	<b>71</b>	<b>6</b>	<b>2</b>

**SMITH-SHAWVER, AJ** RIGHT-HANDED PITCHER

**Bats:** R      **Throws:** R      **Height:** 6-3      **Weight:** 215

**Born:** 11/20/02 in Fort Worth, TX

**Resides:** Colleyville, TX

**School:** Colleyville Heritage HS (TX)

**Obtained:** Selected by the Braves in the seventh round of the 2021 First-Year Player Draft

Year	Club	W-L	ERA	G	GS	CG	SHO	SV	IP	H	R	ER	HR	HB	BB	SO	WP	BK
2021	FCL Braves	0-1	8.64	4	4	0	0	0	8.1	4	8	8	2	0	10	16	2	0
2022	Augusta	3-4	5.11	17	17	0	0	0	68.2	54	43	39	4	5	39	103	12	0
<b>Minor Totals</b>		<b>3-5</b>	<b>5.49</b>	<b>21</b>	<b>21</b>	<b>0</b>	<b>0</b>	<b>0</b>	<b>77.0</b>	<b>58</b>	<b>51</b>	<b>47</b>	<b>6</b>	<b>5</b>	<b>49</b>	<b>119</b>	<b>14</b>	<b>0</b>

**STEPHENS, LONDON** OUTFIELDER

**Bats:** R      **Throws:** R      **Height:** 6-2      **Weight:** 210

**Born:** 3/15/98 in Hamilton, OH

**Resides:** Hamilton, OH

**School:** University of Miami (OH)

**Obtained:** Signed by the Braves as a non-drafted free agent on June 15, 2020

**Signed By:** Jeremy Gordon

**Amateur:** In his four years at Miami (OH), hit .301, finishing his career third in school history in doubles (53) and 10th in RBI (136, tied) and triples (11, tied)...In his final full season with the RedHawks, 2019, earned a First-Team All-Mid-American Conference selection, batting .310 with a team-most 46 RBI...Graduated from Hamilton (OH) High School, where he played four years of baseball, two years of basketball and was named to the conference's All-Academic Team four times...Majored in finance at Miami...**Other:** Played in the 2010 Little League World Series with Hamilton Little League.

Year	Club	AVG	G	AB	R	H	2B	3B	HR	RBI	SH	SF	HP	BB	SO	SB-CS	OBP	SLG	E
2021	Augusta	.239	105	364	57	87	17	2	21	68	0	2	7	55	151	7-6	.348	.470	6
2022	Rome	.224	88	321	52	72	15	1	19	70	0	3	14	54	107	2-2	.357	.455	2
	Mississippi	.114	23	79	6	9	1	0	3	6	0	1	2	9	38	0-0	.220	.241	0
<b>Minor Totals</b>		<b>.220</b>	<b>216</b>	<b>764</b>	<b>115</b>	<b>168</b>	<b>33</b>	<b>3</b>	<b>43</b>	<b>144</b>	<b>0</b>	<b>6</b>	<b>23</b>	<b>118</b>	<b>296</b>	<b>9-8</b>	<b>.339</b>	<b>.440</b>	<b>8</b>

**STEVENS, ELIEZEL** INFIELDER

**Bats:** L **Throws:** R **Height:** 6-0 **Weight:** 185  
**Born:** 10/8/00 in San Pedro De Macoris, DR **Resides:** San Pedro De Macoris, DR  
**Obtained:** Signed by the Braves as a non-drafted free agent on July 2, 2017  
**Signed By:** Jonathan Cruz

Year	Club	AVG	G	AB	R	H	2B	3B	HR	RBI	SH	SF	HP	BB	SO	SB-CS	OBP	SLG	E
2018	DSL Braves	.214	52	173	27	37	11	2	2	20	0	3	3	34	65	11-5	.347	.335	13
2019	GCL Braves	.238	37	130	9	31	6	0	2	19	0	2	0	9	44	7-2	.284	.331	7
2021	FCL Braves	.244	28	90	5	22	5	0	1	10	0	1	1	4	26	1-1	.281	.333	8
2022	FCL Braves	.246	18	57	6	14	5	0	0	10	0	0	0	8	21	2-1	.339	.333	2
	Augusta	.421	17	57	13	24	3	1	2	18	0	1	1	6	20	0-0	.477	.614	6
<b>Minor Totals</b>		<b>.253</b>	<b>152</b>	<b>507</b>	<b>60</b>	<b>128</b>	<b>30</b>	<b>3</b>	<b>7</b>	<b>77</b>	<b>0</b>	<b>7</b>	<b>5</b>	<b>61</b>	<b>176</b>	<b>21-9</b>	<b>.335</b>	<b>.365</b>	<b>36</b>

**STRICKLAND, SAMUEL** LEFT-HANDED PITCHER

**Bats:** R **Throws:** L **Height:** 6-3 **Weight:** 220  
**Born:** 3/26/99 in Birmingham, AL **Resides:** Birmingham, AL  
**School:** Samford (AL)  
**Obtained:** Selected by the Braves in the 19th round of the 2021 First-Year Player Draft

Year	Club	W-L	ERA	G	GS	CG	SHO	SV	IP	H	R	ER	HR	HB	BB	SO	WP	BK
2021	FCL Braves	2-0	8.03	9	0	0	0	1	12.1	13	11	11	3	0	8	13	2	0
2022	FCL Braves	0-0	10.80	1	1	0	0	0	1.2	2	2	2	1	0	1	1	0	0
	Augusta	5-2	3.41	14	11	0	0	0	60.2	63	30	23	3	1	20	60	7	0
<b>Minor Totals</b>		<b>7-2</b>	<b>4.34</b>	<b>24</b>	<b>12</b>	<b>0</b>	<b>0</b>	<b>1</b>	<b>74.2</b>	<b>78</b>	<b>43</b>	<b>36</b>	<b>7</b>	<b>1</b>	<b>29</b>	<b>74</b>	<b>9</b>	<b>0</b>

**SUAREZ, CHRISTIAN** INFIELDER

**Bats:** R **Throws:** R **Height:** 6-2 **Weight:** 162  
**Born:** 7/7/05 in Santo Domingo, DR **Resides:** Santo Domingo, DR  
**Obtained:** Signed by the Braves as a non-drafted free agent on January 15, 2022

Year	Club	AVG	G	AB	R	H	2B	3B	HR	RBI	SH	SF	HP	BB	SO	SB-CS	OBP	SLG	E
2022	DSL Braves	.226	39	124	12	28	5	0	1										

**TAVAREZ, AMBIBORIS** INFIELDER

**Bats:** R **Throws:** R **Height:** 6-0 **Weight:** 170  
**Born:** 11/12/03 in San Cristobal, Dominican Republic **Resides:** San Cristobal, Dominican Republic  
**Obtained:** Signed by the Braves as a non-drafted free agent on January 15, 2021

**Amateur:** Ranked by *Baseball America* as the 25th-best player of the 2020-21 international prospect class...Signed for \$1,500,000.

Year	Club	AVG	G	AB	R	H	2B	3B	HR	RBI	SH	SF	HP	BB	SO	SB-CS	OBP	SLG	E
2022	FCL Braves	.277	17	65	12	18	4	0	1	8	0	1	0	3	28	3-1	.304	.385	2

**TAVERAS, JHONLY** RIGHT-HANDED PITCHER

**Bats:** R **Throws:** R **Height:** 6-1 **Weight:** 180  
**Born:** 12/16/04 in Higüey, DR **Resides:** La Romana, DR  
**Obtained:** Signed by the Braves as a non-drafted free agent on January 15, 2022

Year	Club	W-L	ERA	G	GS	CG	SHO	SV	IP	H	R	ER	HR	HB	BB	SO	WP	BK
2022	FCL Braves	2-0	3.05	12	9	0	0	0	44.1	28	19	15	4	3	30	39	8	0

**THEN, ALEXANDER** INFIELDER

**Bats:** S **Throws:** R **Height:** 5-11 **Weight:** 156  
**Born:** 12/11/01 in Santiago de los Caballeros, DR **Resides:** San Ignacio de Sabaneta, DR  
**Obtained:** Signed by the Braves as a non-drafted free agent on July 6, 2018  
**Signed By:** Carlos Sequera

Year	Club	AVG	G	AB	R	H	2B	3B	HR	RBI	SH	SF	HP	BB	SO	SB-CS	OBP	SLG	E
2019	DSL Braves	.204	59	191	32	39	6	1	0	18	2	1	3	15	66	8-5	.271	.246	12
2021									Did Not Play										
2022	FCL Braves	.247	28	81	14	20	3	0	0	7	1	0	2	9	25	5-2	.337	.284	5
<b>Minor Totals</b>		<b>.217</b>	<b>87</b>	<b>272</b>	<b>46</b>	<b>59</b>	<b>9</b>	<b>1</b>	<b>0</b>	<b>25</b>	<b>3</b>	<b>1</b>	<b>5</b>	<b>24</b>	<b>91</b>	<b>13-7</b>	<b>.291</b>	<b>.257</b>	<b>17</b>

**TICE, TY** RIGHT-HANDED PITCHER

**Bats:** R      **Throws:** R      **Height:** 5-9      **Weight:** 176  
**Born:** 7/4/96 in Fayetteville, AR      **Resides:** Farmington, AR  
**School:** Central Arkansas  
**Obtained:** Signed by the Braves as a minor league free agent on January 4, 2023

Year	Club	W-L	ERA	G	GS	CG	SHO	SV	IP	H	R	ER	HR	HB	BB	SO	WP	BK
2017	Bluefield	1-1	1.05	23	0	0	0	12	25.2	18	7	3	2	0	11	35	0	0
2018	Lansing	1-1	0.00	10	0	0	0	5	9.0	5	1	0	0	0	3	12	1	0
	Dunedin	6-6	2.70	34	0	0	0	3	50.0	39	20	15	3	1	21	44	5	0
2019	New Hampshire	1-3	1.09	20	0	0	0	4	24.2	13	9	3	0	1	8	23	2	0
	Buffalo	2-1	3.27	26	0	0	0	4	33.0	30	14	12	2	1	21	41	4	1
2021	Reno	0-1	12.10	11	0	0	0	0	9.2	12	13	13	3	3	7	11	1	0
	Buffalo	0-0	0.00	1	0	0	0	0	1.0	0	0	0	0	0	2	0	0	0
	Gwinnett	1-0	7.36	11	0	0	0	0	11.0	13	9	9	4	0	5	8	2	0
	TORONTO	0-0	5.14	4	0	0	0	0	7.0	9	4	4	1	1	4	6	0	0
	ATLANTA	0-0	0.00	1	0	0	0	0	1.0	1	0	0	0	0	1	0	0	0
2022	Amarillo	1-2	6.45	22	0	0	0	1	22.1	29	18	16	5	1	11	26	5	1
<b>Minor Totals</b>		<b>13-15</b>	<b>3.43</b>	<b>158</b>	<b>0</b>	<b>0</b>	<b>0</b>	<b>29</b>	<b>186.1</b>	<b>159</b>	<b>91</b>	<b>71</b>	<b>19</b>	<b>7</b>	<b>89</b>	<b>200</b>	<b>20</b>	<b>2</b>
<b>Major Totals</b>		<b>0-0</b>	<b>4.5</b>	<b>5</b>	<b>0</b>	<b>0</b>	<b>0</b>	<b>0</b>	<b>8.0</b>	<b>10</b>	<b>4</b>	<b>4</b>	<b>1</b>	<b>1</b>	<b>5</b>	<b>6</b>	<b>0</b>	<b>0</b>

**TOLMAN, MITCHELL** INFIELDER

**Bats:** L      **Throws:** R      **Height:** 5-10      **Weight:** 188  
**Born:** 6/8/94 in Irvine, CA      **Resides:** Aubrey, TX  
**School:** Oregon  
**Obtained:** Signed by the Braves as a minor free agent on December 15, 2022

Year	Club	AVG	G	AB	R	H	2B	3B	HR	RBI	SH	SF	HP	BB	SO	SB-CS	OBP	SLG	E
2015	West Virginia	.304	63	224	32	68	16	4	0	23	7	3	8	33	38	2-7	.407	.411	17
2016	West Virginia	.265	119	434	65	115	20	1	8	48	5	8	6	71	68	10-13	.370	.371	9
2017	Bradenton	.268	115	415	66	111	19	3	9	62	10	4	7	58	85	14-5	.364	.393	13
	Altoona	.222	3	9	1	2	1	0	1	5	1	1	0	0	2	0-0	.200	.667	0
2018	Bradenton	.250	68	240	28	60	16	1	2	17	1	2	5	37	77	7-3	.359	.350	9
2019	Altoona	.254	116	401	56	102	18	3	4	32	4	2	6	47	100	10-5	.340	.344	12
	Indianapolis	.273	12	33	7	9	2	1	2	4	0	0	0	5	7	0-0	.368	.576	4
2021	Richmond	.253	25	83	15	21	4	1	1	9	0	2	4	10	22	1-1	.354	.361	0
	Sacramento	.263	63	213	33	56	12	3	9	33	2	2	8	18	57	3-2	.340	.474	10
2022	Columbus	.251	112	358	57	90	25	2	11	49	5	3	7	49	85	6-2	.350	.425	16
<b>Minor Totals</b>		<b>.263</b>	<b>696</b>	<b>2410</b>	<b>360</b>	<b>634</b>	<b>133</b>	<b>19</b>	<b>47</b>	<b>282</b>	<b>35</b>	<b>27</b>	<b>51</b>	<b>328</b>	<b>541</b>	<b>53-38</b>	<b>.360</b>	<b>.393</b>	<b>90</b>

**TOLVE, TYLER** CATCHER

**Bats:** L      **Throws:** R      **Height:** 6-2      **Weight:** 195  
**Born:** 7/16/2000 in Atlanta, GA      **Resides:** Woodstock, GA  
**School:** Kennesaw State (GA)  
**Obtained:** Selected by the Braves in the 17th round of the 2021 First-Year Player Draft

Year	Club	AVG	G	AB	R	H	2B	3B	HR	RBI	SH	SF	HP	BB	SO	SB-CS	OBP	SLG	E
2021	FCL Braves	.000	1	2	0	0	0	0	0	0	0	0	0	0	1	0-0	.000	.000	0
	Augusta	.294	23	85	12	25	3	2	2	10	0	0	1	6	28	2-0	.348	.447	0
2022	Rome	.261	75	287	42	75	14	5	12	47	0	3	5	30	104	8-1	.339	.470	5
<b>Minor Totals</b>		<b>.267</b>	<b>99</b>	<b>374</b>	<b>54</b>	<b>100</b>	<b>17</b>	<b>7</b>	<b>14</b>	<b>57</b>	<b>0</b>	<b>3</b>	<b>6</b>	<b>36</b>	<b>133</b>	<b>10-1</b>	<b>.339</b>	<b>.463</b>	<b>6</b>

**VALDÉS, JAVIER** CATCHER

**Bats:** R      **Throws:** R      **Height:** 5-10      **Weight:** 195  
**Born:** 11/19/98 in Miami, FL      **Resides:** Miami, FL  
**School:** Florida International University  
**Obtained:** Selected by the Braves in the 21st round of the 2019 First-Year Player Draft

Year	Club	AVG	G	AB	R	H	2B	3B	HR	RBI	SH	SF	HP	BB	SO	SB-CS	OBP	SLG	E
2019	GCL Braves	.088	23	57	3	5	2	0	0	3	2	0	3	11	13	1-0	.268	.123	2
2021	FCL Braves	.063	5	16	0	1	0	0	0	1	0	1	0	2	7	0-0	.158	.063	0
	Augusta	.263	24	76	7	20	5	0	0	11	0	3	5	8	20	3-0	.359	.329	2
	Rome	.250	5	16	6	4	1	0	0	1	0	0	1	2	3	0-0	.368	.313	0
2022	Rome	.263	54	186	32	49	7	0	11	34	0	1	13	21	33	0-0	.376	.479	5
	Mississippi	.231	23	78	13	18	3	1	2	11	0	0	3	17	21	1-0	.388	.372	3
<b>Minor Totals</b>		<b>.226</b>	<b>134</b>	<b>429</b>	<b>61</b>	<b>97</b>	<b>18</b>	<b>1</b>	<b>13</b>	<b>61</b>	<b>2</b>	<b>5</b>	<b>25</b>	<b>61</b>	<b>97</b>	<b>5-0</b>	<b>.352</b>	<b>.364</b>	<b>124</b>

**VAN BUREN, MALCOLM** RIGHT-HANDED PITCHER

**Bats:** R **Throws:** R **Height:** 6-4 **Weight:** 186  
**Born:** 7/5/1998 in Goose Creek, SC **Resides:** Goose Creek, SC  
**School:** Hanahan HS (SC)  
**Obtained:** Signed by the Braves as a minor league free agent on May 26, 2021

Year	Club	W-L	ERA	G	GS	CG	SHO	SV	IP	H	R	ER	HR	HB	BB	SO	WP	BK
2017	Royals	0-3	7.12	12	11	0	0	0	30.1	36	31	24	3	6	19	25	9	0
2018	Burlington	0-5	8.91	10	7	0	0	0	33.1	39	34	33	7	7	31	37	10	2
2019	Idaho Falls	0-0	2.25	1	0	0	0	1	4	3	1	1	0	2	1	6	0	0
	Burlington	1-5	5.40	12	8	0	0	0	41.2	30	28	25	5	3	32	59	11	0
2021	Augusta	1-4	12.56	13	1	0	0	0	14.1	11	24	20	1	3	24	29	15	0
2022	Augusta	0-0	15.00	3	0	0	0	0	3.0	1	5	5	0	0	8	5	3	0
	Rome	1-3	4.55	28	0	0	0	0	29.2	13	20	15	0	4	45	57	11	0
<b>Minor Totals</b>		<b>3-20</b>	<b>7.08</b>	<b>79</b>	<b>27</b>	<b>0</b>	<b>0</b>	<b>1</b>	<b>156.1</b>	<b>133</b>	<b>143</b>	<b>123</b>	<b>16</b>	<b>25</b>	<b>160</b>	<b>218</b>	<b>59</b>	<b>2</b>

**VARGAS, LUIS** RIGHT-HANDED PITCHER

**Bats:** R **Throws:** R **Height:** 5-11 **Weight:** 196  
**Born:** 5/2/02 in Esperanza, Dominican Republic **Resides:** Esperanza, Dominican Republic  
**Obtained:** Signed by the Braves as a non-drafted free agent on July 6, 2018  
**Signed By:** Carlos Sequera

Year	Club	W-L	ERA	G	GS	CG	SHO	SV	IP	H	R	ER	HR	HB	BB	SO	WP	BK
2019	DSL Braves	2-2	3.68	15	0	0	0	0	22.0	13	10	9	0	3	13	18	5	2
2021	FCL Braves	0-0	0.00	3	0	0	0	1	4.0	4	1	0	0	1	3	4	0	0
2022	Augusta	4-4	3.75	22	17	0	0	0	96.0	86	48	40	10	7	42	106	11	1
<b>Minor Totals</b>		<b>6-6</b>	<b>3.61</b>	<b>40</b>	<b>17</b>	<b>0</b>	<b>0</b>	<b>1</b>	<b>122.0</b>	<b>103</b>	<b>59</b>	<b>49</b>	<b>10</b>	<b>11</b>	<b>58</b>	<b>128</b>	<b>16</b>	<b>3</b>

**WADDELL, LUKE** INFILDER

**Bats:** L **Throws:** R **Height:** 5-9 **Weight:** 180  
**Born:** 7/13/1998 in Loveland, OH **Resides:** Loveland, OH  
**School:** Georgia Tech  
**Obtained:** Selected by the Braves in the fifth round of the 2021 First-Year Player Draft

Year	Club	AVG	G	AB	R	H	2B	3B	HR	RBI	SH	SF	HP	BB	SO	SB-CS	OBP	SLG	E
2021	Rome	.304	21	69	15	21	1	0	6	13	0	1	1	7	13	1-1	.372	.580	
	Mississippi	.161	8	31	3	5	0	0	0	2	0	0	2	4	1-1	.212	.161		
2022	Mississippi	.272	41	162	20	44	10	0	2	29	0	1	1	23	22	3-2	.364	.370	7
<b>Minor Totals</b>		<b>.267</b>	<b>70</b>	<b>262</b>	<b>38</b>	<b>70</b>	<b>11</b>	<b>0</b>	<b>8</b>	<b>44</b>	<b>0</b>	<b>2</b>	<b>2</b>	<b>32</b>	<b>39</b>	<b>5-4</b>	<b>.349</b>	<b>.401</b>	<b>11</b>

**WILCOX, KYLE** RIGHT-HANDED PITCHER

**Bats:** R **Throws:** R **Height:** 6-3 **Weight:** 195  
**Born:** 6/14/94 in Danbury, CT **Resides:** Brookfield, CT  
**School:** Bryant (RI)  
**Obtained:** Signed by the Braves as a minor league free agent on May 25, 2022

Year	Club	W-L	ERA	G	GS	CG	SHO	SV	IP	H	R	ER	HR	HB	BB	SO	WP	BK
2015	Everett	2-3	3.47	19	0	0	0	9	23.1	15	10	9	1	3	12	24	4	0
2016	Clinton	4-5	7.11	36	9	0	0	0	76.0	73	64	60	2	4	68	80	17	2
2017	Clinton	0-1	3.78	21	0	0	0	3	33.1	26	16	14	4	0	21	52	8	2
2018	Clinton	4-4	2.50	32	0	0	0	7	54.0	33	16	15	2	3	26	89	10	1
	Modesto	0-0	13.50	5	0	0	0	0	4.2	6	7	7	2	0	6	5	1	0
2019	Modesto	2-5	3.76	39	0	0	0	2	52.2	39	26	22	4	1	45	78	13	1
	Arkansas	1-0	0.00	7	0	0	0	0	9.0	2	2	0	0	4	4	13	3	0
2022	FCL Braves	0-0	0.00	4	1	0	0	0	3.2	1	0	0	0	0	5	6	2	0
	Mississippi	0-1	2.77	13	0	0	0	0	13.0	7	4	4	1	0	15	18	2	0
<b>Minor Totals</b>		<b>13-19</b>	<b>4.37</b>	<b>176</b>	<b>10</b>	<b>0</b>	<b>0</b>	<b>21</b>	<b>269.2</b>	<b>202</b>	<b>145</b>	<b>131</b>	<b>16</b>	<b>15</b>	<b>202</b>	<b>365</b>	<b>60</b>	<b>6</b>

**WILLIAMS, NOAH** OUTFIELDER

**Bats:** S **Throws:** R **Height:** 6-2 **Weight:** 180  
**Born:** 4/12/04 in Bellflower, CA **Resides:** Carson, CA  
**School:** Redondo Union HS (CA)  
**Obtained:** Selected by the Braves in the 18th round of the 2022 First-Year Player Draft.

Year	Club	AVG	G	AB	R	H	2B	3B	HR	RBI	SH	SF	HP	BB	SO	SB-CS	OBP	SLG	E
2022	FCL Braves	.233	10	30	1	7	1	0	0	1	0	0	0	4	13	2-0	.324	.267	0
	Augusta	.353	5	17	2	6	2	0	0	2	0	0	1	2	2	1-2	.450	.471	0
<b>Minor Totals</b>		<b>.277</b>	<b>15</b>	<b>47</b>	<b>3</b>	<b>13</b>	<b>3</b>	<b>0</b>	<b>0</b>	<b>3</b>	<b>0</b>	<b>0</b>	<b>1</b>	<b>6</b>	<b>15</b>	<b>3-2</b>	<b>.370</b>	<b>.340</b>	<b>0</b>

**WILLIAMS, PEYTON** RIGHT-HANDED PITCHER

**Bats:** R      **Throws:** R      **Height:** 6-2      **Weight:** 205  
**Born:** 5/6/98 in Chapel Hill, NC      **Resides:** Biscoe, NC  
**School:** Catawba College (NC)  
**Obtained:** Selected by the Braves in the 20th round of the 2019 First-Year Player Draft  
**Signed By:** Billy Best

**2019 Review:** After getting drafted by the Braves in June, made 13 appearances, four starts, between Rookie Advanced Danville (12 G) and the GCL Braves (1 G), going 2-3 with a 6.23 ERA (18 ER/26.0 IP), 10 walks and 24 strikeouts...Was named Danville's Pitcher of the Month for August after allowing three earned runs in 13.2 innings (1.98 ERA) with four walks and 12 strikeouts in six relief appearances.

Year	Club	W-L	ERA	G	GS	CG	SHO	SV	IP	H	R	ER	HR	HB	BB	SO	WP	BK
2019	Danville	2-3	6.38	12	3	0	0	0	24.0	22	19	17	4	2	9	21	3	0
	GCL Braves	0-0	4.50	1	1	0	0	0	2.0	2	1	1	0	0	1	3	0	0
2021	Augusta	2-0	4.24	20	0	0	0	7	23.1	21	12	11	2	3	9	31	2	1
2022	Augusta	3-3	4.62	34	1	0	0	1	48.2	47	28	25	5	3	24	57	4	0
<b>Minor Totals</b>		<b>7-6</b>	<b>4.96</b>	<b>67</b>	<b>5</b>	<b>0</b>	<b>0</b>	<b>8</b>	<b>98.0</b>	<b>92</b>	<b>60</b>	<b>54</b>	<b>11</b>	<b>8</b>	<b>43</b>	<b>112</b>	<b>9</b>	<b>1</b>

**WINANS, ALLAN** RIGHT-HANDED PITCHER

**Bats:** R      **Throws:** R      **Height:** 6-2      **Weight:** 180  
**Born:** 8/10/95 in Bakersfield, CA      **Resides:** Bakersfield, CA  
**Obtained:** Obtained by the Braves from New York (NL) on December 8, 2021

Year	Club	W-L	ERA	G	GS	CG	SHO	SV	IP	H	R	ER	HR	HB	BB	SO	WP	BK
2018	Kingsport	0-1	4.66	11	0	0	0	0	19.1	19	14	10	1	2	7	15	4	0
2019	Columbia	1-3	2.74	30	0	0	0	11	42.2	30	16	13	2	7	16	40	6	0
2021	Brooklyn	1-2	1.83	12	0	0	0	0	19.2	11	5	4	0	1	7	16	10	0
	Binghamton	1-1	1.65	14	0	0	0	3	27.1	12	5	5	3	2	8	29	2	0
2022	FCL Braves	0-0	0.00	2	1	0	0	0	5.0	2	0	0	0	0	2	5	0	0
	Mississippi	1-4	2.44	8	8	1	0	0	44.1	43	19	12	2	6	9	44	1	1
	Gwinnett	0-1	6.00	4	3	0	0	0	15.0	14	10	10	2	3	6	16	1	0
<b>Minor Totals</b>		<b>4-12</b>	<b>2.80</b>	<b>81</b>	<b>12</b>	<b>1</b>	<b>0</b>	<b>14</b>	<b>173.1</b>	<b>131</b>	<b>69</b>	<b>54</b>	<b>10</b>	<b>21</b>	<b>55</b>	<b>165</b>	<b>24</b>	<b>1</b>

**WORKINGER, ETHAN** OUTFIELDER

**Bats:** R      **Throws:** R      **Height:** 6-3      **Weight:** 185  
**Born:** 10/19/01 in Oceanside, CA      **Resides:** Encinitas, CA  
**School:** San Diego City CC (CA)  
**Obtained:** Signed by the Braves as a non-drafted free agent on June 22, 2020  
**Signed By:** Daniel Cox

**Amateur:** Played one season with San Diego City Community College and batted .387 (29-for-75) in 19 games, leading the team in hits (29), triples (5) and RBI (24)...Also hit six doubles and scored 19 runs...Went to high school at California Connections Academy in San Juan Capistrano, between San Diego and Los Angeles.

Year	Club	AVG	G	AB	R	H	2B	3B	HR	RBI	SH	SF	HP	BB	SO	SB-CS	OBP	SLG	E
2021	FCL Braves	.186	35	102	12	19	3	3	2	15	0	6	3	11	33	2-1	.270	.333	2
2022	FCL Braves	.239	42	155	20	37	10	3	4	27	0	1	3	13	31	2-5	.308	.419	2
	Augusta	.270	17	63	10	17	4	2	2	15	0	1	0	6	20	1-0	.329	.492	0
	Rome	.167	2	6	1	1	0	0	0	0	0	0	0	1	1	0-0	.286	.167	0
<b>Minor Totals</b>		<b>.227</b>	<b>96</b>	<b>326</b>	<b>43</b>	<b>74</b>	<b>17</b>	<b>8</b>	<b>8</b>	<b>57</b>	<b>0</b>	<b>8</b>	<b>6</b>	<b>31</b>	<b>85</b>	<b>5-6</b>	<b>.299</b>	<b>.402</b>	<b>4</b>

**WORRELL, BRYSON** OUTFIELDER

**Bats:** S      **Throws:** R      **Height:** 6-2      **Weight:** 215  
**Born:** 11/7/98 in Wilson, NC      **Resides:** Greenville, NC  
**School:** East Carolina  
**Obtained:** Signed by the Braves as a non-drafted free agent on July 22, 2022

Year	Club	AVG	G	AB	R	H	2B	3B	HR	RBI	SH	SF	HP	BB	SO	SB-CS	OBP	SLG	E
2022	FCL Braves	.333	10	27	1	9	2	2	0	8	0	0	1	5	9	0-1	.455	.556	0

**YOUNG, DANNY** LEFT-HANDED PITCHER

**Bats:** L **Throws:** L **Height:** 6-2 **Weight:** 198  
**Born:** 5/27/94 in Boynton Beach, FL **Resides:** Portsmouth, NH  
**School:** Florida

**Obtained:** Claimed off waivers by the Braves from the Seattle Mariners on August 6, 2022

Year	Club	W-L	ERA	G	GS	CG	SHO	SV	IP	H	R	ER	HR	HB	BB	SO	WP	BK
2015	Vancouver	1-1	6.33	15	1	0	0	0	27.0	43	19	19	3	0	12	8	3	0
2016	Lansing	2-1	2.70	21	0	0	0	0	23.1	25	11	7	2	2	10	18	2	0
2017	Dunedin	2-0	2.08	26	0	0	0	4	30.1	22	7	7	1	4	9	27	2	0
	New Hampshire	2-1	3.86	21	0	0	0	0	32.2	30	15	14	2	2	14	23	4	0
2018	New Hampshire	2-0	4.13	40	0	0	0	2	56.2	63	32	26	3	4	19	48	2	0
2019	New Hampshire	1-1	1.79	29	0	0	0	3	40.1	29	10	8	2	6	20	32	4	1
	Buffalo	0-1	7.27	9	0	0	0	0	8.2	12	7	7	1	0	6	10	2	0
2021	Columbus	2-2	4.47	40	0	0	0	0	52.1	52	30	26	9	4	26	58	4	1
2022	Tacoma	1-1	3.86	29	0	0	0	2	28.0	20	13	12	0	6	9	40	1	1
	Gwinnett	0-1	3.24	11	0	0	0	0	8.1	5	3	3	0	2	4	17	1	0
	SEATTLE	0-0	7.36	2	0	0	0	0	3.2	7	3	3	1	0	2	5	0	0
	ATLANTA	0-0	0.00	1	0	0	0	0	2.2	4	0	0	0	0	0	1	0	0
<b>Minor Totals</b>		<b>13-9</b>	<b>3.77</b>	<b>241</b>	<b>1</b>	<b>0</b>	<b>0</b>	<b>11</b>	<b>307.2</b>	<b>301</b>	<b>147</b>	<b>129</b>	<b>23</b>	<b>30</b>	<b>129</b>	<b>281</b>	<b>25</b>	<b>3</b>
<b>Major Totals</b>		<b>0-0</b>	<b>4.26</b>	<b>3</b>	<b>0</b>	<b>0</b>	<b>0</b>	<b>0</b>	<b>6.1</b>	<b>11</b>	<b>3</b>	<b>3</b>	<b>1</b>	<b>0</b>	<b>2</b>	<b>6</b>	<b>0</b>	<b>0</b>

**ZAPATA, DAURY** RIGHT-HANDED PITCHER

**Bats:** R **Throws:** R **Height:** 6-1 **Weight:** 170  
**Born:** 11/8/02 in Santo Domingo, DR **Resides:** Santo Domingo, DR

**Obtained:** Signed by the Braves as a non-drafted free agent on October 5, 2022

Year	Club	W-L	ERA	G	GS	CG	SHO	SV	IP	H	R	ER	HR	HB	BB	SO	WP	BK
2023 Will Be First Professional Season																		

**ZEBROWSKI, ADAM** CATCHER

**Bats:** R **Throws:** R **Height:** 6-3 **Weight:** 240  
**Born:** 9/28/00 in Albany, NY **Resides:** Albany, NY

**School:** St. John Fisher College (NY)

**Obtained:** Selected by the Braves in the 13th round of the 2021 First-Year Player Draft.

Year	Club	AVG	G	AB	R	H	2B	3B	HR	RBI	SH	SF	HP	BB	SO	SB-CS	OBP	SLG	E
2021	FCL Braves	.235	6	17	2	4	2	0	0	6	0	0	0	2	4	0-0	.316	.353	1
2021	Augusta	0.211	11	38	1	8	2	0	0	4	0	0	2	3	12	0-0	.302	.263	2
2022	Augusta	0.238	75	265	51	63	15	2	10	53	0	3	4	54	74	0-0	.371	.423	15
2022	Rome	0.114	11	35	2	4	0	0	1	3	0	1	0	3	11	0-0	.180	.200	0
<b>Minor Totals</b>		<b>.223</b>	<b>103</b>	<b>355</b>	<b>56</b>	<b>79</b>	<b>19</b>	<b>2</b>	<b>11</b>	<b>66</b>	<b>0</b>	<b>4</b>	<b>6</b>	<b>62</b>	<b>101</b>	<b>3-0</b>	<b>.344</b>	<b>.380</b>	<b>18</b>

# 2022 BRAVES MINOR LEAGUE BATTING LEADERS

## BATTING AVERAGE\*

1. Cody Milligan.....	.296
2. Justyn-Henry Malloy.....	.289
3. Drew Campbell.....	.271
4. Taylor Motter.....	.259
5. C.J. Alexander.....	.258
6. Geraldo Quintero.....	.258
7. Cal Conley.....	.251
8. Bryson Horne.....	.244
9. Pat Valaika.....	.242
10. Beau Philip.....	.221

## RUNS

1. Cal Conley.....	94
2. Cody Milligan.....	92
3. Justyn-Henry Malloy.....	91
4. Geraldo Quintero.....	73
T5. Vaughn Grissom.....	72
Caleb Durbin.....	72
7. Drew Lugbauer.....	71
8. Delino DeShields.....	61
T9. Cade Bunnell.....	60
Stephen Paolini.....	60

## HITS

1. Cody Milligan.....	143
2. Justyn-Henry Malloy.....	138
3. Vaughn Grissom.....	126
4. Cal Conley.....	122
5. Geraldo Quintero.....	114
6. Brandol Mezquita.....	104
7. Drew Campbell.....	102
T8. Drew Lugbauer.....	101
Riley Delgado.....	101
10. Drew Campbell.....	100

## DOUBLES

1. Justyn-Henry Malloy.....	28
2. Cody Milligan.....	27
3. Geraldo Quintero.....	26
4. Drew Lugbauer.....	25
5. Jacob Pearson.....	24
6. Pat Valaika.....	23
T7. Jalen Miller.....	22
Caleb Durbin.....	22

## TRIPLES

1. Geraldo Quintero.....	9
2. Cal Conley.....	7
T3. Brandol Mezquita.....	5
Tyler Tolve.....	5
Mahki Backstrom.....	5

## HOME RUNS

1. Drew Lugbauer.....	28
2. Landon Stephens.....	22
T3. Ryan Casteel.....	17
Justyn-Henry Malloy.....	17
5. Cal Conley.....	16
T6. C.J. Alexander.....	15
Cade Bunnell.....	15
T8. Greyson Jenista.....	14
Vaughn Grissom.....	14

## RUNS BATTED IN

1. Drew Lugbauer.....	82
2. Justyn-Henry Malloy.....	81
3. Landon Stephens.....	76
4. Vaughn Grissom.....	67
5. Cal Conley.....	65
6. Caleb Durbin.....	62
7. Geraldo Quintero.....	59
8. Beau Philip.....	57
T9. Cade Bunnell.....	56
Adam Zebrowski.....	56

## OPS\*

1. Taylor Motter.....	.950
2. Justyn-Henry Malloy.....	.862
3. Cody Milligan.....	.777
4. Drew Lugbauer.....	.771
5. Geraldo Quintero.....	.768
6. C.J. Alexander.....	.759
7. Cal Conley.....	.738
8. Drew Campbell.....	.716
9. Bryson Horne.....	.699
10. Beau Philip.....	.678

## STOLEN BASES

1. Cal Conley.....	36
2. Delino DeShields.....	35
3. Geraldo Quintero.....	34
4. Caleb Durbin.....	31
5. Vaughn Grissom.....	27
6. Braulio Vasquez.....	26
7. Jacob Pearson.....	25
8. Justin Dean.....	24
9. Cody Milligan.....	21
10. Hernan Perez.....	20

Players with more than 3.1 plate appearances per team game\*

## MLB.COM'S TOP 10 BRAVES PROSPECTS

No.	Player (age entering 2023 season)	Position	2022 Club(s)
No. 1	Jared Shuster (24)	Left-Handed Pitcher	Mississippi (AA), Gwinnett (AAA)
No. 2	Owen Murphy (19)	Right-Handed Pitcher	Braves (FCL), Augusta (A)
No. 3	JR Ritchie (19)	Right-Handed Pitcher	Braves (FCL), Augusta (A)
No. 4	AJ Smith-Shawver (20)	Right-Handed Pitcher	Augusta (A)
No. 5	Cole Phillips (19)	Right-Handed Pitcher	N/A
No. 6	Braden Shewmake (25)	Infielder	Gwinnett (AAA)
No. 7	Spencer Schwellenbach (22)	Right-Handed Pitcher	Augusta (A), Rome (A+)
No. 8	Darius Vines (24)	Right-Handed Pitcher	N/A
No. 9	Ambioris Tavaréz (19)	Infielder	Braves (FCL)
No. 10	Dylan Dodd (24)	Left-Handed Pitcher	Rome (A+), Mississippi (AA), Gwinnett (AAA)



# 2022 BRAVES MINOR LEAGUE PITCHING LEADERS

## WINS

T1. Dylan Dodd	12
Tanner Gordon	12
3. J.J. Niekro	10
T4. Darius Vines	8
Rodderly Muñoz	8
T6. Jared Shuster	7
Andrew Hoffmann	7
T8. Kyle Muller	6
Bryce Elder	6
Luis De Avila	6

## GAMES PITCHED

1. Tyler Ferguson	52
2. Justin Maese	50
T3. Justin Yeager	49
Indigo Diaz	49
5. Jake Higginbotham	48
T6. Michael Tonkin	47
Odalvi Javier	47
8. Austin Smith	45
9. Seth Elledge	43

## SAVES

1. Michael Tonkin	16
2. Austin Smith	13
3. Justin Maese	11
T4. Justin Yeager	9
Rob Griswold	9
T6. Alec Barger	5
Tyler Owens	5
Juan Mateo	5
T9. Trey Riley	4
Indigo Diaz	4

## INNINGS PITCHED

1. Dylan Dodd	142.0
2. Darius Vines	140.2
3. Jared Shuster	139.1
4. Kyle Muller	134.2
5. Luis De Avila	126.1
6. J.J. Niekro	121.1
7. Tanner Gordon	120.1
8. Alan Rangel	117.2
9. Royber Salinas	109.0
10. Freddy Tarnok	106.2

## ERA (STARTERS)

1. Andrew Hoffmann	2.36
2. Sam Strickland	3.22
3. Alan Winans	3.25
4. Jared Shuster	3.27
5. J.J. Niekro	3.35
6. Dylan Dodd	3.36
7. Kyle Muller	3.41
8. Luis De Avila	3.49
9. Royber Salinas	3.55
10. Landon Leach	3.68

## WHIP (STARTERS)

1. Jared Shuster	1.05
2. Andrew Hoffmann	1.05
3. Jordano Perez	1.13
4. Dylan Dodd	1.18
5. J.J. Niekro	1.18
6. Kyle Muller	1.18
7. Bryce Elder	1.19
8. Alan Winans	1.21
9. Darius Vines	1.23
10. Royber Salinas	1.25

## STRIKEOUTS

1. Royber Salinas	175
2. Kyle Muller	159
3. Darius Vines	156
4. Dylan Dodd	153
5. Jared Shuster	145
6. Alan Rangel	144
7. Tanner Gordon	133
8. Luis De Avila	129
9. Freddy Tarnok	124
10. Rodderly Muñoz	119

## ERA (RELIEVERS)

1. Victor Vodnik	2.34
2. Odalvi Javier	2.56
3. Indigo Diaz	3.08
4. Justin Yeager	3.10
5. Michael Tonkin	3.17
6. Coleman Huntley	3.39
7. Connor Johnstone	3.43
8. Benjamin Dum	3.44
9. Seth Elledge	3.88
10. Lisandro Santos	4.09

## HITS/9.0 IP (STARTERS)

1. Royber Salinas	6.03
2. Jared Shuster	6.98
3. A.J. Smith-Shawver	7.08
4. Andrew Hoffmann	7.09
5. Freddy Tarnok	7.76
6. Kyle Muller	7.95
7. Bryce Elder	7.97
8. Jordano Perez	8.02
9. Luis Vargas	8.06
10. J.J. Niekro	8.16

Starters: 10 starts... Relievers: min. 30 G

# ATLANTA BRAVES NO. 1 DRAFT CHOICES

Year	Selection #	Regular Phase	Secondary Phase
1966	11	Al Santorini, P	Oscar Brown, OF
1967	12	Andy Finlay, OF	Garry Hill, P
1968	7	Curtis Moore, C	Larry Pyre, P
1969	12	Gene Holbert, C	Gary Robson, P
1970	21	Ron Broaddus, P	William Hodge, C
1971	10	Taylor Duncan, INF	Mike Beard, P
1972	11	Preston Hanna, P	Mike Bahnick, P
1973	10	Pat Rockett, SS	No Selection
1974	5	Dale Murphy, C	Scott McGlamory, P
1975	18	Don Young, C	David Stevens, OF
1976	3	Ken Smith, 1B	Gerald Price, INF
1977	4	Tim Cole, P	Mark Martin, C
1978	1	Bob Horner, 3B	James Watkins, C
1979	4	Brad Komminsk, OF	No Selection
1980	3	Ken Dayley, P	Jeff Dedmon, P
1981	12	Jay Roberts, OF	John Wallace, OF
1982	9	Duane Ward, P	John Bryant, CF
1983	74 (3rd round)	Marty Clary, P	Kevin Williamson, P
1984	19	Drew Denson, 1B	Jeff Blauser, SS
1985	14	Tommy Greene, P	Dodd Johnson, INF
1986	5	Kent Mercker, P	Kevin Brown, P
1987	6	Derek Lilliquist, P	No Second Phase
1988	3	Steve Avery, P	No Second Phase
1989	2	Tyler Houston, C	No Second Phase
1990	1	Chipper Jones, SS	No Second Phase
1991	2	Mike Kelly, OF	No Second Phase
1992	21	Jamie Arnold, P	No Second Phase
1993	66 (2nd round)	Andre King, OF*	No Second Phase
1994	27	Jacob Shumate, P	No Second Phase
1995	26	Chad Hutchinson, P**	No Second Phase
1996	27	A.J. Zapp, 1B	No Second Phase
1997	29	Troy Cameron, SS	No Second Phase
1998	52 (2nd round)	Matthew Belisle, P#	No Second Phase
1999	81 (2nd round)	Matteaus Butler, P@	No Second Phase
2000	29	Adam Wainwright, P	No Second Phase
2001	24	Macay McBride, LHP	No Second Phase
2002	23	Jeff Francoeur, OF	No Second Phase
2003	35 (Supplemental round)	Luis Atilano, P	No Second Phase
2004	71 (2nd round)	Eric Campbell, 3B^	No Second Phase
2005	27	Joey Devine, RHP	No Second Phase
2006	24	John (Cody) Johnson, OF	No Second Phase
2007	14	Jason Heyward, OF	No Second Phase
2008	40	Brett DeVall, LHP%	No Second Phase
2009	7	Mike Minor, LHP	No Second Phase
2010	35 (Supplemental round)	Matt Lipka, SS^^	No Second Phase
2011	28	Sean Gilmartin, LHP	No Second Phase
2012	21	Lucas Sims, RHP	No Second Phase
2013	31 (Supplemental round)	Jason Hursh, RHP&	No Second Phase
2014	32 (Supplemental round)	Braxton Davidson, OF\$	No Second Phase
2015	14	Kolby Allard, LHP	No Second Phase
	28	Mike Soroka, RHP+	No Second Phase
	41 (Competitive Balance-A)	Austin Riley, 3B!	No Second Phase
2016	3	Ian Anderson, RHP	No Second Phase
	40 (Competitive Balance-A)	Joey Wentz, LHP++	No Second Phase
2017	5	Kyle Wright, RHP	No Second Phase
2018	8	Carter Stewart, RHP**	No Second Phase
2019	9	Shea Langeliers, C##	No Second Phase
	21	Braden Shewmake, SS	No Second Phase
2020	25	Jared Shuster, LHP	No Second Phase
2021	24	Ryan Cusick, RHP	No Second Phase
2022	20	Owen Murphy, RHP	No Second Phase

## First-Round Selection Transactions

\*Braves' selection was sent to Chicago for Greg Maddux.  
 #Braves' selection was sent to Colorado for Andres Galarraga.  
 @Braves' selection was sent to St. Louis for Brian Jordan.  
 ^ Braves' selection was sent to Texas for John Thomson.  
 % Braves' selection was sent to New York (NL) for Tom Glavine.  
 ^^ Braves' selection was sent to Boston for Billy Wagner.  
 & Braves' selection was sent to Tampa Bay for B.J. Upton.

\$ Braves' selection was sent to Kansas City for Ervin Santana.  
 + Braves awarded selection for Ervin Santana.  
 ! Braves acquired competitive balance round-A selection as part of a six-player trade on April 5, 2015.  
 ++ Braves acquired competitive balance round-A selection as part of a three-team, 13-player trade on July 30, 2015.  
 ## Braves' selection for not signing 2018 first-round draft pick RHP Carter Stewart



**BRAVES HISTORY**

# BRAVES YEARLY FINISHES

## BOSTON (1876-1952)

Year	Pos.	Won	Lost	Pct.	GB/GA	HR	Bat Avg	ERA	Fld Avg	Manager	Attendance
1876	4	39	31	.557	-15.0	9	.266	2.51	.860	Harry Wright	
1877	1	42	18	.700	+7.0	4	.296	2.15	.888	Harry Wright	
1878	1	41	19	.683	+4.0	2	.241	2.32	.914	Harry Wright	
1879	2	54	30	.643	-5.0	30	.274	2.19	.913	Harry Wright	
1880	6	40	44	.476	-27.0	20	.253	3.08	.901	Harry Wright	
1881	6	38	45	.458	-17.5	5	.251	2.71	.908	Harry Wright	
1882	3	45	39	.536	-10.0	15	.264	2.80	.910	John Morrill	
1883	1	63	35	.643	+4.0	34	.276	2.55	.900	Jack Burdock (31-26) John Morrill (32-9)	
1884	2	73	38	.658	-10.5	36	.254	2.47	.921	John Morrill	
1885	5	46	66	.411	-41.0	22	.232	3.03	.901	John Morrill	
1886	5	56	61	.479	-30.5	24	.260	3.24	.906	John Morrill	
1887	5	61	60	.504	-16.5	54	.277	4.41	.905	John Morrill	
1888	4	70	64	.522	-15.5	56	.245	2.41	.916	John Morrill	
1889	2	83	45	.648	-1.0	43	.270	3.36	.926	Jim Hart	
1890	5	76	57	.571	-12.0	31	.258	2.93	.934	Frank Selee	
1891	1	87	51	.630	+3.5	51	.255	2.76	.937	Frank Selee	
1892	1	102	48	.680	+8.5	34	.250	2.86	.930	Frank Selee	
1893	1	86	43	.667	+15.0	64	.290	4.43	.936	Frank Selee	
1894	3	83	49	.629	-8.0	103	.331	5.41	.925	Frank Selee	
1895	4	71	60	.542	-16.5	54	.290	4.27	.934	Frank Selee	
1896	4	74	57	.565	-17.0	36	.300	3.78	.933	Frank Selee	
1897	1	93	39	.705	+2.0	45	.319	3.65	.950	Frank Selee	
1898	1	102	47	.685	+6.0	53	.290	2.98	.949	Frank Selee	
1899	2	95	57	.625	-8.0	41	.287	3.26	.951	Frank Selee	
1900	4	66	72	.478	-17.0	50	.283	3.72	.952	Frank Selee	
1901	5	69	69	.500	-20.5	28	.249	2.90	.951	Frank Selee	146,502
1902	3	73	64	.533	-29.0	15	.249	2.61	.958	Al Buckenberger	116,960
1903	6	58	80	.420	-32.0	26	.245	3.34	.937	Al Buckenberger	143,155
1904	7	55	98	.359	-51.0	24	.237	3.43	.946	Al Buckenberger	140,694
1905	7	51	103	.331	-54.5	17	.234	3.52	.950	Fred Tenney	150,003
1906	8	49	102	.325	-66.5	16	.226	3.18	.947	Fred Tenney	143,280
1907	7	58	90	.392	-47.0	22	.243	3.33	.960	Fred Tenney	203,221
1908	6	63	91	.409	-36.0	17	.239	2.79	.961	Joe Kelley	253,750
1909	8	45	108	.294	-65.5	15	.223	3.20	.946	Harry Bowerman (23-55) Harry Smith (22-53)	195,188
1910	8	53	100	.346	-50.5	31	.246	3.22	.954	Fred Lake	149,027
1911	8	44	107	.291	-54.0	37	.267	5.08	.946	Fred Tenney	116,000
1912	8	52	101	.340	-52.0	35	.271	4.17	.953	Johnny Kling	121,000
1913	5	69	82	.457	-31.5	32	.256	2.09	.957	George Stallings	208,000
1914#t	1	94	59	.614	+10.5	35	.251	2.74	.963	George Stallings	382,913
1915	2	83	69	.546	-7.0	17	.240	2.57	.966	George Stallings	376,283
1916	3	89	63	.586	-4.0	22	.233	2.19	.967	George Stallings	313,495
1917	6	72	81	.471	-25.5	22	.246	2.77	.965	George Stallings	174,253
1918	7	53	71	.427	-28.5	13	.244	2.91	.965	George Stallings	84,938
1919	6	57	82	.410	-38.5	24	.253	3.17	.966	George Stallings	167,401
1920	7	62	90	.408	-30.0	23	.260	3.54	.963	George Stallings	162,483
1921	4	79	74	.516	-15.0	61	.290	3.90	.968	Fred Mitchell	318,627
1922	8	53	100	.346	-39.5	32	.263	4.37	.965	Fred Mitchell	167,965
1923	7	54	100	.351	-41.5	32	.273	4.44	.964	Fred Mitchell	227,802
1924	8	53	100	.346	-40.0	25	.256	4.46	.973	Dave Bancroft	117,478
1925	5	70	83	.458	-25.0	41	.292	4.39	.964	Dave Bancroft	313,528
1926	7	66	86	.434	-22.0	16	.277	4.03	.966	Dave Bancroft	303,598
1927	7	60	94	.390	-34.0	37	.279	4.22	.963	Dave Bancroft	288,685
1928	7	50	103	.327	-44.5	52	.275	4.83	.968	Jack Slattery (11-20) Rogers Hornsby (39-83) Judge Emil Fuchs	227,001 372,351
1929	8	56	98	.364	-43.0	32	.280	5.12	.966		

BRAVES YEARLY FINISHES

Year	Pos.	Won	Lost	Pct.	GB/GA	HR	Bat Avg	ERA	Fld Avg	Manager	Attendance
1930	6	70	84	.455	-22.0	66	.281	4.91	.970	Bill McKechnie	464,835
1931	7	64	90	.416	-37.0	34	.258	3.90	.972	Bill McKechnie	515,005
1932	5	77	77	.500	-13.0	63	.265	3.53	.975	Bill McKechnie	507,606
1933	4	83	71	.539	-9.0	54	.252	2.96	.977	Bill McKechnie	517,803
1934	4	78	73	.517	-16.0	83	.272	4.11	.972	Bill McKechnie	303,205
1935	8	38	115	.248	-61.5	75	.263	4.93	.966	Bill McKechnie	232,754
1936	6	71	83	.461	-21.0	68	.265	3.94	.970	Bill McKechnie	340,585
1937	5	79	73	.520	-16.0	63	.247	3.22	.974	Bill McKechnie	385,339
1938	5	77	75	.507	-12.0	54	.250	3.40	.971	Casey Stengel	341,149
1939	7	63	88	.417	-32.5	56	.264	3.71	.970	Casey Stengel	285,994
1940	7	65	87	.428	-34.5	59	.256	4.36	.969	Casey Stengel	241,616
1941	7	62	92	.403	-38.0	48	.251	3.95	.969	Casey Stengel	263,680
1942	7	59	89	.399	-44.0	68	.240	3.76	.976	Casey Stengel	285,332
1943	6	68	85	.444	-36.5	39	.233	3.25	.972	Casey Stengel (47-60) Bob Coleman (21-25)	271,289
1944	6	65	89	.422	-40.0	79	.246	3.67	.970	Bob Coleman	208,691
1945	6	67	85	.441	-30.0	101	.267	4.04	.968	Bob Coleman (42-49) Del Bissonette (25-36)	374,178
1946	4	81	72	.529	-15.5	44	.264	3.37	.971	Billy Southworth	969,673
1947	3	86	68	.558	-8.0	85	.275	3.62	.974	Billy Southworth	1,277,361
1948#	1	91	62	.595	+6.5	95	.275	3.38	.976	Billy Southworth	1,455,439
1949	4	75	79	.487	-22.0	103	.248	3.99	.975	B. Southworth (55-54) Johnny Cooney (20-25)	1,081,795
1950	4	83	71	.539	-8.0	148	.263	4.14	.969	Billy Southworth	944,391
1951	4	76	78	.494	-20.5	130	.262	3.75	.975	Billy Southworth (28-31) Tommy Holmes (48-47)	487,475
1952	7	64	89	.418	-32.0	110	.233	3.78	.974	Tommy Holmes (13-22) Charlie Grimm (51-67)	281,278

MILWAUKEE (1953-1965)

Year	Pos.	Won	Lost	Pct.	GB/GA	HR	Bat Avg	ERA	Fld Avg	Manager	Attendance
1953	2	92	62	.597	-13.0	156	.266	3.30	.976	Charlie Grimm	1,826,397
1954	3	89	65	.578	-8.0	139	.265	3.19	.980	Charlie Grimm	2,131,388
1955	2	85	69	.552	-13.5	182	.261	3.85	.975	Charlie Grimm	2,005,836
1956	2	92	62	.597	-1.0	177	.259	3.11	.978	Charlie Grimm (24-22) Fred Haney (68-40)	2,046,331
1957#t	1	95	59	.617	+8.0	199	.269	3.47	.980	Fred Haney	2,215,404
1958#	1	92	62	.597	+8.0	167	.266	3.21	.980	Fred Haney	1,971,101
1959	2	86	70	.551	-2.0	177	.265	3.51	.979	Fred Haney	1,749,112
1960	2	88	66	.571	-7.0	170	.265	3.76	.976	Chuck Dressen	1,497,799
1961	4	83	71	.539	-10.0	188	.258	3.89	.981	Chuck Dressen	1,101,441
1962	5	86	76	.531	-15.5	181	.252	3.68	.980	Birdie Tebbetts	766,921
1963	6	84	78	.519	-15.0	139	.244	3.26	.979	Bobby Bragan	773,018
1964	5	88	74	.543	-5.0	159	.272	4.12	.976	Bobby Bragan	910,911
1965	5	86	76	.531	-11.0	196	.256	3.52	.977	Bobby Bragan	555,584

ATLANTA (1966-2021)

Year	Pos.	Won	Lost	Pct.	GB/GA	HR	Bat Avg	ERA	Fld Avg	Manager	Attendance
1966	5	85	77	.525	-10.0	207	.263	3.68	.976	Bobby Bragan (52-59) Billy Hitchcock (33-18)	1,539,801
1967	7	77	85	.475	-24.5	158	.240	3.47	.978	Billy Hitchcock (77-82) Ken Silvestri (0-3)	1,389,222
1968	5	81	81	.500	-16.0	80	.252	2.92	.980	Luman Harris	1,126,540
1969	1W@	93	69	.574	+3.0	141	.258	3.53	.981	Luman Harris	1,458,320
1970	5W	76	86	.469	-26.0	160	.270	4.33	.977	Luman Harris	1,078,848
1971	3W	82	80	.506	-8.0	153	.257	3.75	.977	Luman Harris	1,006,320
1972	4W	70	84	.455	-25.0	144	.258	4.27	.974	Luman Harris (47-57) Eddie Mathews (23-27)	752,973

BRAVES YEARLY FINISHES

Year	Pos.	Won	Lost	Pct.	GB/GA	HR	Bat Avg	ERA	Fld Avg	Manager	Attendance
1973	5W	76	85	.472	-22.5	206	.266	4.25	.974	Eddie Mathews	800,655
1974	3W	88	74	.543	-14.0	120	.249	3.05	.979	Eddie Mathews (50-49) *Clyde King (38-25)	981,085
1975	5W	67	94	.416	-40.5	107	.244	3.91	.972	Clyde King (58-76) Connie Ryan (9-18)	534,672
1976	6W	70	92	.432	-32.0	82	.245	3.86	.973	Dave Bristol	818,179
1977	6W	61	101	.371	-37.0	139	.254	4.85	.972	Dave Bristol (61-100) Ted Turner (0-1)	872,464
1978	6W	69	93	.426	-26.0	123	.244	4.08	.975	Bobby Cox	904,494
1979	6W	66	94	.413	-23.5	126	.256	4.18	.970	Bobby Cox	769,465
1980	4W	81	80	.503	-11.0	144	.250	3.77	.975	Bobby Cox	1,048,411
1981*	4W	25	29	.462	-9.5					(Split season, players strike)	
	5W	25	27	.481	-7.5	64	.243	3.45	.976	*Bobby Cox	535,418
<b>1982</b>	<b>1W</b>	<b>89</b>	<b>73</b>	<b>.549</b>	<b>+1.0</b>	<b>146</b>	<b>.256</b>	<b>3.82</b>	<b>.979</b>	<b>Joe Torre</b>	<b>1,801,985</b>
1983	2W	88	74	.543	-3.0	130	.272	3.67	.978	Joe Torre	2,119,935
1984	2W	80	82	.494	-12.0	111	.247	3.57	.978	Joe Torre	1,724,892
1985	5W	66	96	.407	-29.0	126	.246	4.19	.976	Eddie Haas (50-71) Bobby Wine (16-25)	1,350,137
1986	6W	72	89	.447	-23.5	138	.250	3.97	.978	Chuck Tanner	1,387,181
1987	5W	69	92	.426	-20.5	152	.258	4.63	.982	Chuck Tanner	1,217,402
1988	6W	54	106	.338	-39.5	96	.242	4.09	.975	Chuck Tanner (12-27) Russ Nixon (42-79)	848,089
1989	6W	63	97	.394	-28.0	128	.234	3.70	.976	Russ Nixon	984,930
1990	6W	65	97	.401	-26.0	162	.250	4.58	.974	Russ Nixon (25-40) Bobby Cox (40-57)	980,129
1991	1W#	94	68	.580	+1.0	141	.258	3.49	.978	Bobby Cox	2,140,217
1992	1W#	98	64	.605	+8.0	138	.254	3.14	.982	Bobby Cox	3,077,400
1993	1W	104	58	.642	+1.0	169	.262	3.14	.983	Bobby Cox	3,884,720
1994	2ES	68	46	.596	-6.0	137	.267	3.57	.982	Bobby Cox	2,539,240
1995	1E#t	90	54	.625	+21.0	168	.250	3.44	.982	Bobby Cox	2,561,831
1996	1E#	96	66	.593	+8.0	197	.270	3.52	.980	Bobby Cox	2,901,242
1997	1E	101	61	.623	+9.0	174	.270	3.18	.982	Bobby Cox	3,464,488
1998	1E	106	56	.654	+18.0	215	.272	3.25	.985	Bobby Cox	3,361,350
1999	1E#	103	59	.636	+6.5	197	.266	3.63	.982	Bobby Cox	3,284,897
2000	1E	95	67	.586	+1.0	179	.271	4.06	.979	Bobby Cox	3,234,301
2001	1E	88	74	.543	+2.0	174	.260	3.59	.983	Bobby Cox	2,823,494
2002*	1E	101	59	.631	+19.0	164	.260	3.13	.982	Bobby Cox	2,603,484
2003	1E	101	61	.623	+10.0	235	.284	4.10	.981	Bobby Cox	2,401,084
2004	1E	96	66	.593	+10.0	178	.270	3.74	.981	Bobby Cox	2,322,565
2005	1E	90	72	.556	+2.0	184	.265	3.98	.986	Bobby Cox	2,521,167
2006	3E	79	83	.488	-18.0	222	.270	4.60	.984	Bobby Cox	2,550,524
2007	3E	84	78	.519	-5.0	176	.275	4.11	.983	Bobby Cox	2,745,210
2008	4E	72	90	.444	-20.0	130	.270	4.46	.983	Bobby Cox	2,532,834
2009	3E	86	76	.531	-6.0	149	.263	3.57	.985	Bobby Cox	2,373,631
2010	2E+	91	71	.562	-6.0	139	.258	3.56	.980	Bobby Cox	2,510,119
2011	2E	89	73	.549	-13.0	173	.243	3.48	.987	Fredi Gonzalez	2,372,940
2012	2E+	94	68	.580	-4.0	149	.247	3.42	.986	Fredi Gonzalez	2,420,171
2013	1E	96	66	.593	+10.0	181	.249	3.18	.986	Fredi Gonzalez	2,548,679
2014	2E	79	83	.488	-17.0	123	.241	3.38	.986	Fredi Gonzalez	2,354,305
2015	4E	67	95	.414	-23.0	100	.251	4.41	.933	Fredi Gonzalez	2,001,392
2016	5E	68	93	.422	-26.5	122	.255	4.51	.960	Fredi Gonzalez (9-28) Brian Snitker (59-65)	2,020,914
2017	3E	72	90	.444	-25.0	165	.263	4.72	.984	Brian Snitker	2,505,297
2018	1E	90	72	.556	+8.0	175	.257	3.75	.949	Brian Snitker	2,555,782
2019	1E	97	65	.599	+4.0	249	.258	4.19	.987	Brian Snitker	2,655,100
2020	1E!	35	25	.583	+4.0	103	.268	4.41	.985	Brian Snitker	---
2021	1E#t	88	73	.547	+6.5	239	.244	3.88	.988	Brian Snitker	2,300,247
2022	1E	101	61	.623	-^	243	.253	3.46	.987	Brian Snitker	3,129,931

**TOTAL (SINCE 1876)** **10,820** **10,757** **.501** \* Also tied one game.  
 t World Champions; # National League Champions; + Wild Card.  
 W West Division; E East Division.  
 @ Start of Divisional Play;  
 \$ Start of Three Division Play; Season ended with players' strike on August 12.  
 ! 60-game season played without fans due to COVID-19 pandemic; ^ non division on tiebreaker.

FRONT OFFICE

MANAGER & STAFF

PLAYER BIOS

SEASON IN REVIEW

PLAYER DEVELOPMENT

BRAVES HISTORY

OPPONENTS

MISCELLANEOUS

# BRAVES CLINCH DATES

Year	Division	Date Clinched	Games Played* (Record)	Final Record	Final Games Ahead
1969	West	September 30	161 (93-68)	93-69	3.0
1982	West	October 3	162 (89-73)	89-73	1.0
1991	West	October 5	161 (94-67)	94-68	1.0
1992	West	September 29	156 (94-62)	98-64	8.0
1993	West	October 3	162 (104-58)	104-58	1.0
1995	East	September 13	129 (81-48)	90-54	21.0
1996	East	September 22	155 (93-62)	96-66	8.0
1997	East	September 22	156 (98-58)	101-61	9.0
1998	East	September 14	151 (96-55)	106-56	18.0
1999	East	September 26	156 (99-57)	103-59	6.5
2000	East	September 26	157 (94-63)	95-67	1.0
2001	East	October 5	160 (87-73)	88-74	2.0
2002	East	September 9	142 (90-51)	101-59	19.0
2003	East	September 18	153 (95-58)	101-61	10.0
2004	East	September 24	154 (90-64)	96-66	10.0
2005	East	September 27	158 (90-68)	90-72	2.0
2010	Wild Card	October 3	162 (91-71)	91-71	1.0
2012	Wild Card	September 26	154 (89-65)	94-68	6.0
2013	East	September 22	155 (92-63)	96-66	10.0
2018	East	September 22	155 (87-68)	90-72	8.0
2019	East	September 20	155 (95-60)	97-65	4.0
2020	East	September 22	55 (33-22)	35-25	4.0
2021	East	September 30	158 (86-72)	88-73	6.5
2022	East	October 4	161 (101-60)	101-61	0.0^

\*Games completed and record at the end of play on "clinch day."; ^ won on tiebreaker

# NATIONAL LEAGUE PENNANT WINNERS

Year	Record	Manager	Year	Record	Manager
1877	42-18	Harry Wright	1948	91-62	Billy Southworth
1878	41-19	Harry Wright	1957	95-59	Fred Haney
1883	63-35	Jack Burdock, John Morrill	1958	92-62	Fred Haney
1891	87-51	Frank Selee	1991	94-68	Bobby Cox
1892	102-48	Frank Selee	1992	98-64	Bobby Cox
1893	86-43	Frank Selee	1995	90-54	Bobby Cox
1897	93-39	Frank Selee	1996	96-66	Bobby Cox
1898	102-47	Frank Selee	1999	103-59	Bobby Cox
1914	94-59	George Stallings	2021	88-73	Brian Snitker

# BRAVES WINNINGEST MANAGERS

Below is a list of the top 10 winningest managers by total wins in franchise history.

Manager	Years	Games	Wins	Losses	Ties	Pct.
Bobby Cox	1978-81, 1990-2010	3,860	2,149	1,709	2	.557
Frank Selee	1890-1901	1,677	1,004	649	24	.607
George Stallings	1913-20	1,202	579	597	26	.492
Bill McKechnie	1930-37	1,235	560	666	9	.457
<b>Brian Snitker</b>	<b>2016-pres.</b>	<b>993</b>	<b>542</b>	<b>451</b>	<b>0</b>	<b>.546</b>
Fredi Gonzalez	2011-16	847	434	413	0	.512
Billy Southworth	1946-51	789	424	358	7	.542
Luman Harris	1968-72	754	379	373	2	.504
Casey Stengel	1938-43	870	373	491	6	.432
Fred Haney	1956-59	575	341	231	3	.596

# BRAVES IN THE WORLD SERIES

**SERIES RECORD: 4-6**

**GAME RECORD: 28-31**

Year	Opponent & Outcome	Most Valuable Player
1914	Boston 4, Philadelphia 0	<i>Award not issued.</i>
1948	Cleveland 4, Boston 2	
1957	Milwaukee 4, New York 3	RHP Lew Burdette (3-0, 0.67 ERA in three starts, including Game 7).
1958	New York 4, Milwaukee 3	
1991	Minnesota 4, Atlanta 3	
1992	Toronto 4, Atlanta 2	
1995	Atlanta 4, Cleveland 2	LHP Tom Glavine (2-0, 1.29 ERA in two starts, including clincher.)
1996	New York 4, Atlanta 2	
1999	New York 4, Atlanta 0	
2021	Atlanta 4, Houston 2	OF Jorge Soler (.300, 6-for-20, 3 HR, 6 RBI)


## BRAVES WORLD SERIES LEADERS

### All-Time

Batting	
At-Bats	Mark Lemke, 91
Hits	Mark Lemke, 26
Runs	David Justice, 12
Doubles	Two tied, 6
Home Runs	Three tied, 4
Walks	David Justice, 16
RBI	David Justice, 14
Pitching	
Games	Mark Wohlers, 13
Games Started	Two tied, 8
Innings Pitched	Tom Glavine, 58.1
Wins	Three tied, 4
Walks	John Smoltz, 21
Strikeouts	John Smoltz, 52
Saves	Two tied, 2

### Single Series

Batting	
At-Bats	Three tied, 30
Hits	Marquis Grissom, 12 (1996)
Runs	Terry Pendleton, 6 (1991)
Doubles	Bret Boone, 4 (1999)
Home Runs	Four tied, 3
Walks	Eddie Mathews, 8 (1957)
RBI	Hank Aaron, 7 (1957)
Pitching	
Games	Mike Stanton, 5 (1991)
Games Started	Two tied, 3
Innings Pitched	Warren Spahn, 28.2 (1958)
Wins	Lew Burdette, 3 (1957)
Walks	Two tied, 8
Strikeouts	Warren Spahn, 18 (1958)
Saves	Two tied, 2



The Braves celebrate after winning the 2021 World Series in six games over Houston.



# BRAVES IN THE LEAGUE CHAMPIONSHIP SERIES

**SERIES RECORD: 6-7**

**GAME RECORD: 34-39**

Year	Opponent & Outcome	Most Valuable Player
1969	New York 3, Atlanta 0	
1982	St. Louis 3, Atlanta 0	
1991	Atlanta 4, Pittsburgh 3	LHP Steve Avery (2-0, 0.00 ERA in two starts)
1992	Atlanta 4, Pittsburgh 3	RHP John Smoltz (2-0, 2.66 ERA in three starts)
1993	Philadelphia 4, Atlanta 2	
1995	Atlanta 4, Cincinnati 0	OF Mike Devereaux (.308, 4-for-13, HR, 5 RBI)
1996	Atlanta 4, St. Louis 3	C Javy López (.542, 13-for-24, 2 HR, 6 RBI)
1997	Florida 4, Atlanta 2	
1998	San Diego 4, Atlanta 2	
1999	Atlanta 4, New York 2	C Eddie Pérez (.500, 10-for-20, 2 HR, 5 RBI)
2001	Arizona 4, Atlanta 1	
2020	Los Angeles 4, Atlanta 3	
2021	Atlanta 4, Los Angeles 2	OF Eddie Rosario (.560, 14-for-25, 3 HR, 9 RBI)

## BRAVES LEAGUE CHAMPIONSHIP SERIES LEADERS

### All-Time

#### Batting

At-Bats	Chipper Jones, 127
Hits	Chipper Jones, 40
Runs	Chipper Jones, 20
Doubles	Fred McGriff, 8
Home Runs	Javy López, 5
Walks	Chipper Jones, 24
RBI	Two tied, 15

#### Pitching

Games	Mark Wohlers, 18
Games Started	Tom Glavine, 15
Innings Pitched	John Smoltz, 95.1
Wins	John Smoltz, 6
Walks	Tom Glavine, 37
Strikeouts	John Smoltz, 89
Saves	Alejandro Peña, 3

### Single Series

#### Batting

At-Bats	Marquis Grissom, 35 (1996)
Hits	Eddie Rosario, 14 (2021)
Runs	Javy López, 8 (1996)
Doubles	Javy López, 5 (1996)
Home Runs	Two tied, 3
Walks	Chipper Jones, 9 (1999)
RBI	Eddie Rosario, 9 (2021)

#### Pitching

Games	John Rocker, 6 (1998 & '99)
Games Started	John Smoltz, 3 (1992)
Innings Pitched	John Smoltz, 20.1 (1992)
Wins	Five tied, 2
Walks	Tom Glavine, 11 (1997)
Strikeouts	John Smoltz, 19 (1992)
Saves	Alejandro Peña, 3 (1991)



The Braves returned to the NLCS in 2020 for the first time in 19 years. (Photo by Kelly Gavin/MLB Photos)

# BRAVES IN THE DIVISION SERIES

**SERIES RECORD: 8-10**

**GAME RECORD: 37-33**

Year	Opponent & Outcome	Notes
1995	Atlanta 3, Colorado 1	Braves win first-ever NLDS after extra round was created in '94.
1996	Atlanta 3, Los Angeles 0	Atlanta pitchers allow just three earned runs (0.96 ERA).
1997	Atlanta 3, Houston 0	Braves combine to outscore Astros, 19-5, over three games.
1998	Atlanta 3, Chicago 0	Glavine, Maddux and Smoltz allow four earned runs over 21.2 IP.
1999	Atlanta 3, Houston 1	Braves win 15 of first 17 NLDS games in franchise history.
2000	St. Louis 3, Atlanta 0	
2001	Atlanta 3, Houston 0	Braves sweep opponent for fourth time in seven NLDS series.
2002	San Francisco 3, Atlanta 2	
2003	Chicago 3, Atlanta 2	
2004	Houston 3, Atlanta 2	
2005	Houston 3, Atlanta 1	
2010	San Francisco 3, Atlanta 1	
2013	Los Angeles 3, Atlanta 1	
2018	Los Angeles 3, Atlanta 1	
2019	St. Louis 3, Atlanta 2	
2020	Atlanta 3, Miami 0	Braves snap eight-series NLDS losing streak with sweep.
2021	Atlanta 3, Milwaukee 1	Atlanta drops opener before winning three straight to advance.
2022	Philadelphia 3, Atlanta 1	

## BRAVES DIVISION SERIES LEADERS

### All-Time

Batting	
At-Bats	Chipper Jones, 151
Hits	Chipper Jones, 41
Runs	Chipper Jones, 30
Doubles	Andruw Jones, 7
Home Runs	Chipper Jones, 9
Walks	Chipper Jones, 36
RBI	Chipper Jones, 26

Pitching	
Games	John Smoltz, 15
Games Started	Greg Maddux, 10
Innings Pitched	Greg Maddux, 66.0
Wins	John Smoltz, 7
Walks	Tom Glavine, 23
Strikeouts	John Smoltz, 53
Saves	Mark Wohlers, 5

### Single Series

Batting	
At-Bats	Two tied, 24
Hits	Marquis Grissom, 11 (1995)
Runs	Six tied, 5
Doubles	Three tied, 3
Home Runs	Marquis Grissom, 3 (1995)
Walks	Gary Sheffield, 7 (2002)
RBI	Two tied, 7

Pitching	
Games	Kevin Gryboski, 5 (2003 & '04)
Games Started	12 tied, 2
Innings Pitched	Greg Maddux, 14.0 (1995)
Wins	Alejandro Peña, 2 (1995)
Walks	Three tied, 7
Strikeouts	Mike Hampton, 16 (2003)
Saves	Two tied, 3



Atlanta snapped an eight-series NLDS losing streak in 2020. (Photo by Michael Stargill/MLB Photos)

# BRAVES IN THE WILD CARD ROUND

**SERIES RECORD: 1-1**

**GAME RECORD: 2-1**

Year	Opponent & Outcome	Notes
2012	St. Louis 1, Atlanta 0	
2020	Atlanta 2, Cincinnati 0	Braves blank Reds in both games to win inaugural Wild Card series.

## BRAVES WILD CARD LEADERS

### All-Time

#### Batting

At-Bats	Ronald Acuña Jr., 11
Hits	Two tied, 4
Runs	Nine tied, 1
Doubles	Ronald Acuña Jr., 2
Home Runs	Three tied, 1
Walks	Freddie Freeman, 4
RBI	Three tied, 2

#### Pitching

Games	Three tied, 2
Games Started	Three tied, 1
Innings Pitched	Max Fried, 7.0
Wins	Two tied, 1
Walks	Two tied, 2
Strikeouts	Ian Anderson, 9
Saves	None

### Single Series

#### Batting

At-Bats	Ronald Acuña Jr., 11 (2020)
Hits	Ronald Acuña Jr., 4 (2020)
Runs	Nine tied, 1
Doubles	Ronald Acuña Jr., 2 (2020)
Home Runs	Three tied, 1
Walks	Freddie Freeman, 3 (2020)
RBI	Three tied, 2

#### Pitching

Games	Three tied, 2
Games Started	Three tied, 1
Innings Pitched	Max Fried, 7.0
Wins	Two tied, 1
Walks	Two tied, 2
Strikeouts	Ian Anderson, 9
Saves	None



Freddie Freeman plated a 13th-inning run to snap a scoreless tie in Game 1 of the 2020 NL Wild Card Series.

# BRAVES AND THE HALL OF FAME

## BRAVES PLAYERS ENSHRINED IN COOPERSTOWN

There are 50 players in the National Baseball Hall of Fame who wore a Braves uniform at some point in their career. Following is a list of those players and the years they played for the Braves.

Player	Years With Braves	Player	Years With Braves
*Henry Aaron	1954-74	Joe "Ducky" Medwick	1945
Earl Averill	1941	*Charles "Kid" Nichols	1890-1901
Dave Bancroft	1924-27	*Phil Niekro	1964-83, 1987
Dennis "Dan" Brouthers	1889	Jim O'Rourke	1876-78, 80
Orlando Cepeda	1969-72	Gaylord Perry	1981
*John Clarkson	1888-92	Charles Radbourn	1886-89
Jimmy Collins	1895-1900	George Herman "Babe" Ruth	1935
*Hugh Duffy	1892-1900	Albert "Red" Schoendienst	1957-60
Johnny Evers	1914-17, 1929	Al Simmons	1939
*Tom Glavine	1987-2002, 2008	George Sisler	1928-30
Burleigh Grimes	1930	Enos Slaughter	1959
William "Billy" Hamilton	1896-1901	*John Smoltz	1988-2008
Billy Herman	1946	*Warren Spahn	1942, 1946-64
Rogers Hornsby	1928	Casey Stengel	1924-25
*Chipper Jones	1993-2012	Bruce Sutter	1985-88
Joe Kelley	1891, 1908	Ed Walsh	1917
Mike "King" Kelly	1887-89, 1891-92	Lloyd Waner	1941
Ernie Lombardi	1942	Paul Waner	1941-42
Al Lopez	1936-40	James "Deacon" White	1877
*Greg Maddux	1993-2003	Hoyt Wilhelm	1969-71
*Rabbit Maranville	1912-20, 1929-1933, 1935	*Vic Willis	1898-1905
Richard Marquard	1922-25	George Wright	1876-78, 1880-81
*Eddie Mathews	1952-66	Henry "Harry" Wright	1876-77
*Tommy McCarthy	1885, 1892-95	Denton "Cy" Young	1911
*Fred McGriff	1993-1997		
Bill McKechnie	1913		

**\*Played more games with Braves than any other team**

## BRAVES HALL OF FAME INDUCTEES

Name	Uniform Number	Year Inducted	Name	Uniform Number	Year Inducted
Hank Aaron	44	1999	Dave Pursley	---	2014
Eddie Mathews	41	1999	Don Sutton	---	2015
Phil Niekro	35	1999	Andruw Jones	25	2016
Warren Spahn	21	1999	John Schuerholz	---	2016
Dale Murphy	3	2000	Tim Hudson	15	2018
Ted Turner	---	2000	Joe Simpson	---	2018
Lew Burdette	33	2001	Hugh Duffy	---	2019
Ernie Johnson	---	2001	Terry Pendleton	5	2019
Bill Bartholomay	---	2002	Joe Adcock	9	2022
Johnny Sain	33	2002	Leo Mazzone	54	2022
Del Crandall	1	2003	Joe Torre	15	2022
Tommy Holmes	1	2004			
Kid Nichols	---	2004			
Skip Caray	---	2004			
Pete Van Wieren	---	2004			
Herman Long	---	2005			
Paul Snyder	---	2005			
Ralph Garr	48	2006			
Bill Lucas	---	2006			
David Justice	23	2007			
Greg Maddux	31	2009			
Tom Glavine	47	2010			
Bobby Cox	6	2011			
John Smoltz	29	2012			
Chipper Jones	10	2013			
Javy Lopez	8	2014			
Rabbit Maranville	1	2014			

# BRAVES RETIRED NUMBERS

The Braves have retired 11 numbers, including Jackie Robinson's No. 42, which MLB retired across the sport on April 15, 1997.

21

**WARREN SPAHN**

NUMBER RETIRED - 1965  
HALL OF FAME - 1973

41

**EDDIE MATHEWS**

NUMBER RETIRED - 1969  
HALL OF FAME - 1978

44

**HANK AARON**

NUMBER RETIRED - 1975  
HALL OF FAME - 1982

35

**PHIL NIEKRO**

NUMBER RETIRED - 1984  
HALL OF FAME - 1997

3

**DALE MURPHY**

NUMBER RETIRED - 1994

31

**GREG MADDOX**

NUMBER RETIRED - 2009  
HALL OF FAME - 2014

41

**TOM GLAVINE**

NUMBER RETIRED - 2010  
HALL OF FAME - 2014

6

**BOBBY COX**

NUMBER RETIRED - 2011  
HALL OF FAME - 2014

29

**JOHN SMOLTZ**

NUMBER RETIRED - 2012  
HALL OF FAME - 2015

10

**CHIPPER JONES**

NUMBER RETIRED - 2013  
HALL OF FAME - 2018

42

**JACKIE ROBINSON**

NUMBER RETIRED BY  
MAJOR LEAGUE BASEBALL  
ON APRIL 15, 1997



# HANK AARON

# 44

**OUTFIELDER** Full Name **Henry Louis Aaron**

Batted **Right** Threw **Right**  
 Height **6-0** Weight **180**  
 DOB **2/5/1934** Born **Mobile, AL**  
 Died: **1/22/21 in Atlanta, GA**  
 Years with Braves: **1954-74**  
 Number Retired **1975**

One of the greatest hitters of all time, Hank Aaron was elected to Baseball's Hall of Fame in January 1982. He missed by nine votes being the first unanimous choice ever in the voting by the Baseball Writers' Association of America. Aaron received 406 of a possible 415 votes for 97.8 percent. Aaron and Frank Robinson were inducted into the Hall of Fame at Cooperstown, N.Y., on August 1, 1982. In his 23-year Major League career, Aaron re-wrote baseball's record book. He holds more Major League batting records than any other player in the game's history. Among his records are Most Runs Batted In, Lifetime (2,297); Most Extra-Base Hits, Lifetime (1,477); and Most Total Bases, Lifetime (6,856). Aaron also ranks second on the all-time list in at-bats (12,364), and home runs (755), third in games (3,298) and hits (3,771), fourth in runs (2,174, tied with Babe Ruth), 10th in doubles (624), 12th in singles (2,294) and is tied for 18th in years of service (23). His most famous home run came in Atlanta on April 8, 1974, when he hit his 715th, breaking Babe Ruth's seemingly untouchable record. He did it before a sellout crowd of 53,775 at Atlanta Stadium. The pitch came in the bottom of the fourth inning, the Los Angeles Dodgers leading 3-1, with a 1-0 count and Darrell Evans waiting on first. Al Downing threw a fastball at 9:07 p.m. that Hank sent over the left field fence. Reliever Tom House caught the ball in the Braves' bullpen and brought it to Aaron in the home plate celebration. On May 17, 1970, Hank singled at Cincinnati to become the first player to compile both 3,000 career hits and more than 500 homers. He joined the 30-30 club (30 HRs and 30 SBs in the same season) in 1963. Aaron played in the Major League All-Star Game 24 times, including the years 1959-61 when two games were played. He was honored as the National League's Most Valuable Player in 1957 and named Player of the Year by Sporting News in 1956 and 1963. He played 21 seasons with the Braves before being traded to Milwaukee for outfielder Dave May and minor leaguer Roger Alexander at the end of 1974. Aaron retired as a player two years later. Aaron was first scouted by Dewey Griggs of the Milwaukee Braves during an Indianapolis Clowns tryout. The Braves eventually were able to strike a deal and beat out the Giants for Aaron's services. In 1952 he was assigned to the Eau Claire, Wisconsin, team of the Northern League. He was the unanimous choice for the Northern League's Rookie of the Year while only playing in 87 games (.336, 9 HR, 61 RBI, 116 hits and 89 runs).

In 1953 he was promoted to the Jacksonville Tars, where he became the first African-American player in the South Atlantic League. Aaron won the batting title (.362) and led the league in RBI (125), runs (115), hits (208) and finished second in home runs (22) and earned the league's MVP award. He began his Major League career in 1954 when a spring training injury forced Bobby Thomson out of the Braves' lineup. In his debut he struck out twice, grounded out, hit into a double play and fouled out. Aaron hit his first home run off Vic Raschi on April 23, 1954. He became the second youngest player to win a batting title (.328) in 1956 and the second youngest to collect his 1,000th hit, off Sandy Koufax in 1959. On June 12, 1967, Aaron recorded his 2,500th hit and achieved his 3,000th hit on May 17, 1970. His 2,000th RBI came on July 3, 1972. During his career, Aaron had a 20-year string of 20 or more home runs. After turning 35, he hit 245 home runs and from the ages 35 to 39 he hit at least 34 home runs a year. Over his 23-year Major League career, he averaged just 63 strikeouts a year, with his highest strikeout total being 97 in 1967. He hit .300 or better in 14 seasons, won the NL home run crown three times and tied for a fourth, led the league in RBI four times and won three Gold Gloves. Aaron hit his 755 home runs off 310 different pitchers, including 12 Hall of Famers. He hit the most off of Hall of Famer Don Drysdale (17), the most in the month of July (152), the most against the Cincinnati Reds (97) and the most in the first inning (124). Aaron hit 400 solo home runs and hit seven of his 755 as a second baseman and had three pinch-hit home runs. He had only one three-homer game, at San Francisco on June 21, 1959. Following his playing career, Aaron joined the Braves' front office on October 7, 1976, for a 13-year tenure as a Braves Vice President and Director of Player Development. In that position, he oversaw the development of many players instrumental in the Braves' 1982 National League West Division championship, including Dale Murphy, who won back-to-back NL MVP awards in 1982-83. From December of 1989 until his death, he served as Braves' Senior Vice President and in February of 2000, Aaron replaced the late Pee Wee Reese on the Hall of Fame Veterans Committee..

**COMPLETE RECORD**

Year	Club	AVG	G	AB	R	H	2B	3B	HR	RBI	BB	SO	SB
1952	Eau Claire	.336	87	345	79	116	19	4	9	61	33	19	25
1953	Jacksonville	.362	137	574	115	208	36	14	22	125	35	22	13
1954	Milwaukee	.280	122	468	58	131	27	6	13	69	28	39	2
1955	Milwaukee	.314	153	602	105	189	37	9	27	106	49	61	3
1956	Milwaukee	.328	153	609	106	200	34	14	26	92	37	54	2
1957	Milwaukee	.322	151	615	118	198	27	6	44	132	57	58	1
1958	Milwaukee	.326	153	601	109	196	34	4	30	95	59	49	4
1959	Milwaukee	.355	154	629	116	223	46	7	39	123	51	54	8
1960	Milwaukee	.292	153	590	102	172	20	11	40	126	60	63	16
1961	Milwaukee	.327	155	603	115	197	39	10	34	120	56	64	21
1962	Milwaukee	.323	156	592	127	191	28	6	45	128	66	73	15
1963	Milwaukee	.319	161	631	121	201	29	4	44	130	78	94	31
1964	Milwaukee	.328	145	570	103	187	30	2	24	95	62	46	22
1965	Milwaukee	.318	150	570	109	181	40	1	32	89	60	81	24
1966	Atlanta	.279	158	603	117	168	23	1	44	127	76	96	21
1967	Atlanta	.307	155	600	113	184	37	3	39	109	63	97	17
1968	Atlanta	.287	160	606	84	174	33	4	29	86	64	62	28
1969	Atlanta	.300	147	547	100	164	30	3	44	97	87	47	9
1970	Atlanta	.298	150	516	103	154	26	1	38	118	74	63	9
1971	Atlanta	.327	139	495	95	162	22	3	47	118	71	58	1
1972	Atlanta	.265	129	449	75	119	10	0	34	77	92	55	4
1973	Atlanta	.301	120	392	84	118	12	1	40	96	68	51	1
1974	Atlanta	.268	112	340	47	91	16	0	20	69	39	29	1
1975	Milwaukee	.234	137	465	45	109	16	2	12	60	70	51	0
1976	Milwaukee	.229	85	271	22	62	8	0	10	35	35	38	0
<b>A.L. Totals</b>		<b>.232</b>	<b>222</b>	<b>736</b>	<b>67</b>	<b>171</b>	<b>24</b>	<b>2</b>	<b>22</b>	<b>95</b>	<b>105</b>	<b>89</b>	<b>0</b>
<b>N.L. Totals</b>		<b>.310</b>	<b>3076</b>	<b>11628</b>	<b>2107</b>	<b>3600</b>	<b>600</b>	<b>96</b>	<b>733</b>	<b>2202</b>	<b>1297</b>	<b>1289</b>	<b>240</b>
<b>Major Totals</b>		<b>.305</b>	<b>3298</b>	<b>12364</b>	<b>2174</b>	<b>3771</b>	<b>624</b>	<b>98</b>	<b>755</b>	<b>2297</b>	<b>1402</b>	<b>1383</b>	<b>240</b>

**LEAGUE CHAMPIONSHIP SERIES RECORD**

Year	Club, Opp	AVG	G	AB	R	H	2B	3B	HR	RBI	SB
1969	Atl. vs. N.Y.	.357	3	14	3	5	2	0	3	7	0

**WORLD SERIES RECORD**

Year	Club, Opp	AVG	G	AB	R	H	2B	3B	HR	RBI	SB
1957	Mil. vs. N.Y.	.393	7	28	5	11	0	1	3	7	0
1958	Mil. vs. N.Y.	.333	7	27	3	9	2	0	0	2	0
<b>W.S. Totals</b>		<b>.364</b>	<b>14</b>	<b>55</b>	<b>8</b>	<b>20</b>	<b>2</b>	<b>1</b>	<b>3</b>	<b>9</b>	<b>0</b>



Hall of Famer Hank Aaron hit 733 career home runs for the Braves.



# BOBBY COX

# 6

## MANAGER

Full Name **Robert Joe Cox**

Bats **Right**

Throws **Right**

Height **6-0**

Weight **185**

DOB **5/21/1941**

Resides **Tulsa, OK**

Years With Braves **1978-1981, 1990-2010**

Number Retired **2011**

Known as the consummate “players” manager, Bobby Cox treated everyone with respect and dignity. He spent 29 seasons as a Major League skipper, including 25 seasons in two stints at the helm of the Braves. His 2,504 wins rank fourth all-time and include a franchise-best 2,149 victories with the Braves and 355 with the Toronto Blue Jays. Cox posted an overall career record of 2,504-2001-3 (.556). The 2010 campaign marked his final season on the bench, as Atlanta went 91-71 and claimed the National League’s Wild Card. The 2010 campaign was Cox’s 15th with 90 or more wins, tying him for second all-time in 90-win seasons with Hall of Fame skipper Joe McCarthy (15) and putting him one behind the legendary John McGraw (16). Cox and McCarthy are the only managers in Major League history to compile six 100-win seasons. On June 8, 2009, Cox posted his 2,000th Braves victory, making him just the fourth skipper in big-league history to claim 2,000 wins with one team, joining Connie Mack (Athletics), John McGraw (Giants) and Walter Alston (Dodgers). On September 29, 2004, in the season’s final home game, Cox earned his 2,000th career victory with a 6-4 decision over the New York Mets. He became just the ninth skipper in big-league history to reach the milestone. Cox won 15 division crowns in his career, including 14 straight in Atlanta that led to five pennants (1991, 1992, 1995, 1996 and 1999) and one World Championship (1995). He had a string of 15 consecutive winning seasons from 1991 to 2005, tying him with Al Lopez and Earl Weaver for third place all-time in consecutive winning campaigns. Cox was voted the Manager of the Year by the Baseball Writers Association of America four times (1985 with Toronto and 1991, 2004 and 2005

with Atlanta). The Sporting News, in a poll of his peers, honored Cox as the league’s top skipper seven times with the Braves and eight times overall. No other manager has won the Sporting News award more than three times since the magazine started the balloting in 1936. In 1991 the Associated Press named him MLB Manager of the Year, as he became the first manager to earn that honor in both leagues, having also won it while with the Blue Jays in 1985. Cox brought the city of Atlanta its first major professional sports championship in 1995 when the Braves beat Cleveland, four games to two, in the World Series. Cox managed the Braves from 1978 to ‘81, compiling a 266-323 record and laying the groundwork for the club’s NL West title in 1982. He began a four-year tenure as Toronto’s manager in 1982, lifting a habitual last-place team to within one game of attaining a World Series berth in 1985. Cox returned to the Braves as general manager in October 1985 and oversaw a farm system which set the foundation for great success. He added the field managing responsibilities on June 22, 1990, then devoted all his time to those duties when the Braves named John Schuerholz as General Manager in October of that year. When Braves owner Ted Turner fired Cox in 1981, Turner was asked at the press conference who was likely to be the next manager. “It would be Bobby Cox if I hadn’t just fired him,” Turner said. “We need someone like him around here.” The Braves retired Cox’s uniform number 6 and inducted him into the Braves Hall of Fame in August 2011. He was inducted into the National Baseball Hall of Fame in July 2014, along with two of his former pitchers, Greg Maddux and Tom Glavine.

## MANAGERIAL RECORD

Year	Club / League	W-L	Overall		Vs. Division		Extra Innings	
			Pct.	Pos.	W-L	Pct.	W-L	Pct
1971	Ft. Lauderdale / FSL	71-70	.504	4th				
1972	West Haven / Eastern	84-56	.600	1st				
1973	Syracuse / International	76-70	.521	3rd				
1974	Syracuse / International	74-70	.514	2nd				
1975	Syracuse / International	72-64	.529	3rd				
1976	Syracuse / International	82-57	.590	2nd				
1978	Atlanta / National	69-93	.426	6th	38-52	.422	6-8	.429



**MANAGERIAL RECORD, CONTINUED**

Year	Club / League	Overall			Vs. Division		Extra Innings	
		W-L	Pct.	Pos.	W-L	Pct.	W-L	Pct.
1979	Atlanta / National	66-94	.413	6th	42-48	.467	3-9	.250
1980	Atlanta / National	81-80	.503	4th	43-46	.483	8-6	.571
1981	Atlanta / National	50-56-1	.472	5th	31-33	.484	10-4	.714
1982	Toronto / American	78-84	.481	T6th	33-45	.423	10-5	.667
1983	Toronto / American	89-73	.549	4th	39-39	.500	11-6	.647
1984	Toronto / American	89-73-1	.549	2nd	37-41	.474	6-12	.333
1985	Toronto / American	99-62	.615	1st	44-33	.571	12-5	.706
1990	Atlanta / National	40-57	.412	6th	22-35	.386	4-8	.333
1991	Atlanta / National	94-68	.580	1st	51-39	.567	8-6	.571
1992	Atlanta / National	98-64	.605	1st	58-32	.644	10-7	.588
1993	Atlanta / National	104-58	.642	1st	55-23	.705	7-6	.538
1994	Atlanta / National	68-66	.586	2nd	23-16	.590	7-2	.778
1995	Atlanta / National	90-54	.625	1st	31-21	.596	3-9	.250
1996	Atlanta / National	96-66	.593	1st	32-20	.615	6-8	.429
1997	Atlanta / National	101-61	.623	1st	29-19	.604	10-10	.500
1998	Atlanta / National	106-56	.654	1st	30-18	.625	2-4	.333
1999	Atlanta / National	103-59	.636	1st	35-16	.686	17-5	.773
2000	Atlanta / National	95-67	.586	1st	27-24	.529	3-5	.375
2001	Atlanta / National	88-74	.543	1st	42-34	.553	8-8	.500
2002	Atlanta / National	101-59-1	.631	1st	47-28	.627	7-8	.467
2003	Atlanta / National	101-61	.623	1st	41-35	.539	7-10	.412
2004	Atlanta / National	96-66	.593	1st	51-25	.671	7-8	.467
2005	Atlanta / National	90-72	.556	1st	42-33	.560	6-7	.462
2006	Atlanta / National	79-83	.488	3rd	35-38	.479	8-3	.727
2007	Atlanta / National	84-78	.519	3rd	39-33	.542	6-9	.400
2008	Atlanta / National	72-90	.444	4th	31-41	.431	3-10	.231
2009	Atlanta / National	86-76	.531	3rd	41-31	.569	9-7	.563
2010	Atlanta / National	91-71	.562	2nd	38-34	.528	8-7	.533
<b>Minor Totals</b>		<b>459-387</b>	<b>.543</b>		<b>---</b>	<b>---</b>	<b>---</b>	<b>---</b>
<b>Atlanta Totals</b>		<b>2149-1709-2</b>	<b>.557</b>		<b>954-774</b>	<b>.552</b>	<b>173-174</b>	<b>.499</b>
<b>Major Totals</b>		<b>2504-2001-3</b>	<b>.556</b>		<b>1107-931</b>	<b>.543</b>	<b>212-202</b>	<b>.512</b>

**RECORD IN POSTSEASON & ALL-STAR GAMES**

Year	Club	League	Opponent	D.S.		L.C.S.		W.S.		A.S.G.		
				W	L	W	L	W	L	W	L	
1985	Toronto	American	Kansas City	-	-	3	4	-	-	-	-	
1991	Atlanta	National	Pittsburgh	-	-	4	3	-	-	-	-	
1992	Atlanta	National	Minnesota	-	-	-	-	3	4	-	-	
			Pittsburgh	-	-	4	3	-	-	-	-	
1993	Atlanta	National	Toronto	-	-	-	-	2	4	-	-	
			American	-	-	-	-	-	-	0	1	
			Philadelphia	-	-	2	4	-	-	-	-	
1995	Atlanta	National	American	-	-	-	-	-	-	0	1	
			Colorado	3	1	-	-	-	-	-	-	-
			Cincinnati	-	-	4	0	-	-	-	-	-
1996	Atlanta	National	Cleveland	-	-	-	-	4	2	-	-	
			Los Angeles	3	0	-	-	-	-	-	-	-
			St. Louis	-	-	4	3	-	-	-	-	-
1997	Atlanta	National	New York (A)	-	-	-	-	2	4	-	-	
			American	-	-	-	-	-	-	1	0	
			Houston	3	0	-	-	-	-	-	-	-
1998	Atlanta	National	Florida	-	-	2	4	-	-	-	-	
			American	-	-	-	-	-	-	0	1	
			Chicago	3	0	-	-	-	-	-	-	-
1999	Atlanta	National	San Diego	-	-	2	4	-	-	-	-	
			Houston	3	1	-	-	-	-	-	-	-
			New York (N)	-	-	4	2	-	-	-	-	-
2000	Atlanta	National	New York (A)	-	-	-	-	0	4	-	-	
			St. Louis	0	3	-	-	-	-	-	-	-
			American	-	-	-	-	-	-	-	0	1
2001	Atlanta	National	Houston	3	0	-	-	-	-	-	-	
			Arizona	-	-	1	4	-	-	-	-	-
2002	Atlanta	National	San Francisco	2	3	-	-	-	-	-	-	
2003	Atlanta	National	Chicago	2	3	-	-	-	-	-	-	
2004	Atlanta	National	Houston	2	3	-	-	-	-	-	-	
2005	Atlanta	National	Houston	1	3	-	-	-	-	-	-	
2010	Atlanta	National	San Francisco	1	3	-	-	-	-	-	-	
<b>Totals</b>				<b>26</b>	<b>20</b>	<b>30</b>	<b>31</b>	<b>11</b>	<b>18</b>	<b>1</b>	<b>4</b>	



# TOM GLAVINE

# 47

## PITCHER

Full Name **Thomas Michael Glavine**

Bats **Left**

Throws **Left**

Height **6-0**

Weight **205**

DOB **3/25/1966**

Born **Concord, MA**

Years With Braves **1987-2002, 2008**

Number Retired **2010**

Tom Glavine won 305 regular-season games in his 22-year Major League career. But it was his eight innings of one-hit, shutout baseball in Game 6 of the 1995 World Series that accounted for his most significant victory. The Braves won 1-0 to capture the first championship in Atlanta history, and Glavine earned the series Most Valuable Player. The left-hander arrived in Atlanta in 1987 and he won 20 or more games each year from 1991 to 1993. He won two Cy Young awards, first in 1991 and then in 1998. From 1993 to 1999, the Braves featured arguably the game's top starting rotation – led by Glavine, Greg Maddux and John Smoltz. Over that seven-year stretch, Atlanta won six NL West Division titles and the League Championship Series in 1995, 1996 and 1999 in addition to the 1995 World Series. Glavine also pitched in two other Fall Classics – in 1991 and 1992. Following the 2002 season, Glavine signed as a free agent with the New York Mets.

He won his 300th game on August 5, 2007, an 8-3 verdict over the Chicago Cubs, becoming the 23rd pitcher and just the sixth left-hander to reach that plateau. Glavine returned to Atlanta in 2008 before retiring after the 2009 season. On the Braves' career lists, Glavine ranks fourth in wins (244) and strikeouts (2,091). He had five 20-win seasons, leading the NL or tying for the lead each time. Glavine's lifetime ledger was 305-203 with a 3.54 ERA, and his 682 games started ranked 12th on baseball's all-time list when he retired. Possessing excellent control, the 10-time All-Star was a master at mixing up the speed of his pitches and locating them on – or just off – the corners of the strike zone. He also won four Silver Slugger Awards. Glavine was inducted into the National Baseball Hall of Fame in July 2014, after earning 91.9 percent of the vote in his first year on the ballot.

## COMPLETE RECORD

Year	Club	W-L	ERA	G	GS	CG	SHO	SV	IP	H	R	ER	HR	HB	BB	SO	WP	BK
1984	Bradenton	2-3	3.34	8	7	0	0	0	32.1	29	17	12	0	1	13	34	12	0
1985	Sumter	9-6	2.35	26	26	2	1	0	168.2	114	58	44	6	9	73	174	19	0
1986	Greenville	11-6	3.41	22	22	2	1	0	145.1	129	62	55	14	2	70	114	8	0
1987	Richmond	1-5	5.63	7	7	1	1	0	40.0	40	29	25	4	2	27	12	3	0
	Richmond	6-12	3.35	22	22	4	1	0	150.1	142	70	56	15	5	56	91	8	0
	Atlanta	2-4	5.54	9	9	0	0	0	50.1	55	34	31	5	3	33	20	1	1
1988	Atlanta	7-17	4.56	34	34	1	0	0	195.1	201	111	99	12	8	63	84	2	2
1989	Atlanta	14-8	3.68	29	29	6	4	0	186.0	172	88	76	20	2	40	90	2	0
1990	Atlanta	10-12	4.28	33	33	1	0	0	214.1	232	111	102	18	1	78	129	8	1
1991	Atlanta	20-11	2.55	34	34	9	1	0	246.2	201	83	70	17	2	69	192	10	2
1992	Atlanta	20-8	2.76	33	33	7	5	0	225.0	197	81	69	6	2	70	129	5	0
1993	Atlanta	22-6	3.20	36	36	4	2	0	239.1	236	91	85	16	2	90	120	4	0
1994	Atlanta	13-9	3.97	25	25	2	0	0	165.1	173	76	73	10	1	70	140	8	1
1995	Atlanta	16-7	3.08	29	29	3	1	0	198.2	182	76	68	9	5	66	127	3	0
1996	Atlanta	15-10	2.98	36	36	1	0	0	235.1	222	91	78	14	0	85	181	4	0
1997	Atlanta	14-7	2.96	33	33	5	2	0	240.0	197	86	79	20	4	79	152	3	0
1998	Atlanta	20-6	2.47	33	33	4	3	0	229.1	202	67	63	13	2	74	157	3	0
1999	Atlanta	14-11	4.12	35	35	2	0	0	234.0	259	115	107	18	4	83	138	2	0
2000	Atlanta	21-9	3.40	35	35	4	2	0	241.0	222	101	91	24	4	65	152	0	0
2001	Atlanta	16-7	3.57	35	35	1	1	0	219.1	213	92	87	24	2	97	116	2	0
2002	Atlanta	18-11	2.96	36	36	2	1	0	224.2	210	85	74	21	8	78	127	2	0
2003	New York (NL)	9-14	4.52	32	32	0	0	0	183.1	205	94	92	21	2	66	82	2	0
2004	New York (NL)	11-14	3.60	33	33	1	1	0	212.1	204	94	85	20	0	70	109	0	0

2005	New York (NL)	13-13	3.53	33	33	2	1	0	211.1	227	88	83	12	3	61	105	1	0
2006	New York (NL)	15-7	3.82	32	32	0	0	0	198.0	202	94	84	22	6	62	131	1	0
2007	New York (NL)	13-8	4.45	34	34	1	1	0	200.1	219	102	99	23	4	64	89	2	0
2008	Atlanta	2-4	5.54	13	13	0	0	0	63.1	67	40	39	11	1	37	37	0	0
	Myrtle Beach#	0-0	2.25	1	1	0	0	0	4.0	3	1	1	0	1	1	4	0	0
2009	Mississippi#	0-1	3.60	1	1	0	0	0	5.0	4	3	2	0	0	1	1	0	0
	Rome#	1-0	0.00	1	1	0	0	0	6.0	3	0	0	0	0	0	2	1	0
	Mississippi#	0-0	4.50	1	1	0	0	0	2.0	3	1	1	1	1	0	1	0	0
	Gwinnett#	1-0	3.38	2	2	0	0	0	8.0	11	3	3	1	0	2	3	0	0
<b>Minor Totals</b>		<b>31-33</b>	<b>3.19</b>	<b>91</b>	<b>90</b>	<b>9</b>	<b>4</b>	<b>0</b>	<b>561.2</b>	<b>478</b>	<b>244</b>	<b>199</b>	<b>41</b>	<b>20</b>	<b>244</b>	<b>435</b>	<b>51</b>	<b>0</b>
<b>Atlanta Totals</b>		<b>244-147</b>	<b>3.41</b>	<b>518</b>	<b>518</b>	<b>52</b>	<b>22</b>	<b>0</b>	<b>3408.0</b>	<b>3241</b>	<b>1428</b>	<b>1291</b>	<b>258</b>	<b>51</b>	<b>1177</b>	<b>2091</b>	<b>59</b>	<b>7</b>
<b>Major Totals</b>		<b>305-203</b>	<b>3.54</b>	<b>682</b>	<b>682</b>	<b>56</b>	<b>25</b>	<b>0</b>	<b>4413.1</b>	<b>4298</b>	<b>1900</b>	<b>1734</b>	<b>356</b>	<b>66</b>	<b>1500</b>	<b>2607</b>	<b>65</b>	<b>7</b>

Bold indicates led league; #Injury rehabilitation assignment.

## DIVISION SERIES RECORD

Year	Club, Opp.	W-L	ERA	G	GS	CG	SHO	SV	IP	H	R	ER	HR	HB	BB	SO	WP	BK
1995	Atl. vs. Col.	0-0	2.57	1	1	0	0	0	7.0	5	3	2	1	0	1	3	0	0
1996	Atl. vs. LA	1-0	1.35	1	1	0	0	0	6.2	5	1	1	0	0	3	7	0	0
1997	Atl. vs. Hou.	1-0	4.50	1	1	0	0	0	6.0	5	3	3	0	0	5	4	0	0
1998	Atl. vs. Chi.	0-0	1.29	1	1	0	0	0	7.0	3	1	1	0	0	1	8	0	0
1999	Atl. vs. Hou.	0-0	3.00	1	1	0	0	0	6.0	5	2	2	0	1	3	6	0	0
2000	Atl. vs. Stl.	0-1	27.00	1	1	0	0	0	2.1	6	7	7	2	1	1	2	0	0
2001	Atl. vs. Hou.	1-0	0.00	1	1	0	0	0	8.0	6	0	0	0	0	2	3	0	0
2002	Atl. vs. SF	0-2	15.26	2	2	0	0	0	7.2	17	13	13	1	0	7	4	0	0
2006	NYM vs. LA	1-0	0.00	1	1	0	0	0	6.0	4	0	0	0	0	2	2	0	0
<b>D.S. Totals</b>		<b>4-3</b>	<b>4.61</b>	<b>10</b>	<b>10</b>	<b>0</b>	<b>0</b>	<b>0</b>	<b>56.2</b>	<b>56</b>	<b>30</b>	<b>29</b>	<b>4</b>	<b>2</b>	<b>25</b>	<b>39</b>	<b>0</b>	<b>0</b>

## LEAGUE CHAMPIONSHIP SERIES RECORD

Year	Club, Opp.	W-L	ERA	G	GS	CG	SHO	SV	IP	H	R	ER	HR	HB	BB	SO	WP	BK
1991	Atl. vs. Pit.	0-2	3.21	2	2	0	0	0	14.0	12	5	5	1	0	6	11	0	0
1992	Atl. vs. Pit.	0-2	12.27	2	2	0	0	0	7.1	13	11	10	3	2	3	2	0	0
1993	Atl. vs. Phi.	1-0	2.57	1	1	0	0	0	7.0	6	2	2	1	0	0	5	0	0
1995	Atl. vs. Cin.	0-0	1.29	1	1	0	0	0	7.0	7	1	1	0	1	2	5	0	0
1996	Atl. vs. Stl.	1-1	2.08	2	2	0	0	0	13.0	10	3	3	2	1	0	9	0	0
1997	Atl. vs. Fla.	1-1	5.40	2	2	0	0	0	13.1	13	8	8	0	1	11	9	0	0
1998	Atl. vs. SD	0-2	2.31	2	2	0	0	0	11.2	13	6	3	0	0	9	8	0	0
1999	Atl. vs. NY	1-0	0.00	1	1	0	0	0	7.0	7	0	0	0	0	1	0	0	0
2001	Atl. vs. Ari.	1-1	1.50	2	2	0	0	0	12.0	10	4	2	1	0	5	5	1	0
2006	NYM vs. Stl.	1-1	2.45	2	2	0	0	0	11.0	11	3	3	1	0	5	4	0	0
<b>L.C.S. Totals</b>		<b>6-10</b>	<b>3.22</b>	<b>17</b>	<b>17</b>	<b>0</b>	<b>0</b>	<b>0</b>	<b>103.1</b>	<b>102</b>	<b>43</b>	<b>37</b>	<b>9</b>	<b>5</b>	<b>42</b>	<b>66</b>	<b>1</b>	<b>0</b>

## WORLD SERIES RECORD

Year	Club, Opp.	W-L	ERA	G	GS	CG	SHO	SV	IP	H	R	ER	HR	HB	BB	SO	WP	BK
1991	Atl. vs. Min.	1-1	2.70	2	2	1	0	0	13.1	8	6	4	2	0	7	8	0	1
1992	Atl. vs. Tor.	1-1	1.59	2	2	0	0	0	17.0	10	3	3	2	0	4	8	0	0
1995	Atl. vs. Cleve.	2-0	1.29	2	2	0	0	0	14.0	4	2	2	1	0	6	11	1	0
1996	Atl. vs. NYY	0-1	1.29	1	1	0	0	0	7.0	4	2	1	0	0	3	8	0	0
1999	Atl. vs. NYY	0-0	5.14	1	1	0	0	0	7.0	7	5	4	3	0	0	3	0	0
<b>W.S. Totals</b>		<b>4-3</b>	<b>2.16</b>	<b>8</b>	<b>8</b>	<b>3</b>	<b>0</b>	<b>0</b>	<b>58.1</b>	<b>33</b>	<b>18</b>	<b>14</b>	<b>8</b>	<b>0</b>	<b>20</b>	<b>38</b>	<b>1</b>	<b>1</b>

## ALL-STAR GAME RECORD

Year	Club, Site	W-L	ERA	G	GS	CG	SHO	SV	IP	H	R	ER	HR	HB	BB	SO	WP	BK
1991	N.L., Tor.	0-0	0.00	1	1	0	0	0	2.0	1	0	0	0	0	1	3	0	0
1992	N.L., SD	0-1	27.00	1	1	0	0	0	1.2	9	5	5	0	0	0	2	0	0
1993	N.L., Bal.						Did Not Pitch											
1996	N.L., Phi.	0-0	0.00	1	0	0	0	0	1.0	0	0	0	0	0	0	1	0	0
1997	N.L., Cle.						Did Not Pitch											
1998	N.L., Col.	0-0	27.00	1	0	0	0	0	1.1	5	4	4	0	0	3	0	0	0
2000	N.L., Atl.	0-0	0.00	1	0	0	0	0	1.0	0	0	0	0	0	0	1	0	0
2002	N.L., Mil.						Did Not Pitch											
2004	N.L., Hou.	0-0	0.00	1	0	0	0	0	1.0	1	0	0	0	0	0	0	0	0
2006	N.L., Pit.						Did Not Pitch											
<b>All-Star Totals</b>		<b>0-1</b>	<b>10.13</b>	<b>6</b>	<b>2</b>	<b>0</b>	<b>0</b>	<b>0</b>	<b>8.0</b>	<b>16</b>	<b>9</b>	<b>9</b>	<b>0</b>	<b>0</b>	<b>4</b>	<b>7</b>	<b>0</b>	<b>0</b>



# CHIPPER JONES

# 10

**INFIELDER**

 Full Name **Larry Wayne Jones, Jr.**

 Bats **Switch**

 Throws **Right**

 Height **6-4**

 Weight **210**

 DOB **4/24/1972**

 Born **DeLand, FL**

 Years With Braves **1993, 1995-2012**

 Number Retired **2013**

Chipper Jones went from a first overall draft pick to a first-ballot Hall of Famer. In between, he spent his entire 18-year major league career in a Braves uniform, playing in more games than anyone in Atlanta history (2,499). He is the Atlanta career leader in virtually every offensive category, including hits (2,726), doubles (549), home runs (468), RBI (1,623), runs (1,619), total bases (4,755), extra-base hits (1,055), walks (franchise-record 1,512), on-base percentage (franchise-record .401) and at-bats (8,984). His .303 batting average and .529 slugging percentage rank second and his 38 triples tied for second. On the franchise career lists, Jones is second to Hank Aaron in games, at-bats, runs, hits, doubles, RBI, total bases and extra-base hits; third in home runs and slugging percentage; and tied for fifth in batting average. Jones is the lone switch-hitter in Major League Baseball history with a lifetime .300 batting average and 300-plus home runs. Only Frankie Frisch posted a higher average (.316), only Eddie Murray collected more RBI (1,917) and only

Mickey Mantle (536) and Murray (504) slugged more homers. The Braves selected Jones in the 1990 amateur draft, and five years later he was runner-up for National League Rookie of the Year honors (to Los Angeles pitcher Hideo Nomo). Jones evolved into a premier third baseman and was an eight-time All-Star, including four starts. He was named the 1999 NL Most Valuable Player after batting .319 with 41 doubles, 45 homers, 110 RBI, 116 runs and 126 walks. Five other times he finished in the top 10 in MVP balloting. On July 5, 2007, Jones passed Dale Murphy for the most home runs in Atlanta annals. In 2008, Jones led the league with a .364 batting average (third-best in franchise history). He owns four of the top 10 season on-base percentages in franchise history, including an Atlanta-record .470 mark in 2008. In his first year of eligibility for the National Baseball Hall of Fame in 2018, Jones received 97.2 percent of the vote. He was inducted into the Braves Hall of Fame in 2013 and the Georgia Sports Hall of Fame in 2015..

## COMPLETE RECORD

Year	Club	AVG	G	AB	R	H	2B	3B	HR	RBI	SH	SF	HP	BB	SO	SB-CS	OBP	SLG	E	
1990	GCL Braves	.229	44	140	20	32	1	1	1	18	2	2	6	14	25	5-3	.321	.271	18	
1991	Macon	.326	136	473	<b>104</b>	154	24	11	15	98	1	10	3	69	70	40-9	.407	.518	56	
1992	Durham	.277	70	264	43	73	22	1	4	31	1	3	2	31	34	10-8	.353	.413	14	
	Greenville	.346	67	266	43	92	17	11	9	42	4	4	0	11	32	14-1	.367	.594	18	
1993	Richmond	.325	139	536	<b>97</b>	<b>174</b>	31	<b>12</b>	13	89	3	6	1	57	70	23-8	.387	.500	43	
	Atlanta	.667	8	3	2	2	1	<b>0</b>	0	0	0	0	0	1	1	0-0	.750	1.000	0	
1994	Atlanta																			
1995	Atlanta	.265	140	524	87	139	22	3	23	86	1	4	0	73	99	8-4	.353	.450	25	
1996	Atlanta	.309	157	598	114	185	32	5	30	110	1	7	0	87	88	14-1	.393	.530	17	
1997	Atlanta	.295	157	597	100	176	41	3	21	111	0	6	0	76	88	20-5	.371	.479	15	
1998	Atlanta	.313	160	601	123	188	29	5	34	107	1	8	1	96	93	16-6	.404	.547	12	
1999	Atlanta	.319	157	567	116	181	41	1	45	110	0	6	2	126	94	25-3	.441	.633	17	
2000	Atlanta	.311	156	579	118	180	38	1	36	111	0	10	2	95	64	14-7	.404	.566	25	
2001	Atlanta	.330	159	572	113	189	33	5	38	102	0	5	2	98	82	9-10	.427	.605	18	
2002	Atlanta	.327	158	548	90	179	35	1	26	100	0	5	2	107	89	8-2	.435	.536	7	
2003	Atlanta	.305	153	555	103	169	33	2	27	106	0	6	1	94	83	2-2	.402	.517	7	
2004	Atlanta	.248	137	472	69	117	20	1	30	96	0	7	4	84	96	2-0	.362	.485	6	
	Rome#	.000	1	4	0	0	0	0	0	0	0	0	0	0	0	0-0	1.000	.000	0	
2005	Atlanta	.296	109	358	66	106	30	0	21	72	0	2	0	72	56	5-1	.412	.556	5	
	Rome#	.500	3	6	1	3	0	0	0	2	0	0	0	3	1	0-0	.667	.500	1	
2006	Atlanta	.324	110	411	87	133	28	3	26	86	0	4	1	61	73	6-1	.409	.596	18	
	Mississippi#	.167	2	6	1	1	0	0	0	0	0	0	0	2	0	0-0	.167	.167	1	
2007	Atlanta	.337	134	513	108	173	42	4	29	102	0	5	0	82	75	5-1	.425	.604	9	
2008	Atlanta	<b>.364</b>	128	439	82	160	24	1	22	75	0	4	1	90	61	4-0	.470	.574	13	
2009	Atlanta	.264	143	488	80	129	23	2	18	71	0	6	1	101	89	4-1	.388	.430	22	
2010	Atlanta	.265	95	317	47	84	21	0	10	46	0	3	0	61	47	5-0	.381	.426	10	
2011	Atlanta	.275	126	455	56	125	33	1	18	70	0	6	0	51	80	2-2	.344	.470	6	
	Rome#	.333	2	3	0	1	0	0	0	1	0	1	0	2	1	0-0	.500	.333	0	
2012	Atlanta	.287	112	387	58	111	23	0	14	62	0	3	1	57	51	1-0	.377	.455	11	
	Rome#	.250	2	4	0	1	0	0	0	1	0	0	0	2	1	0-0	.500	.250	1	
<b>Minor Totals</b>		<b>.312</b>	<b>466</b>	<b>1702</b>	<b>309</b>	<b>531</b>	<b>95</b>	<b>36</b>	<b>42</b>	<b>282</b>	<b>11</b>	<b>26</b>	<b>12</b>	<b>189</b>	<b>236</b>	<b>92-30</b>	<b>.379</b>	<b>.484</b>	<b>152</b>	
<b>Major Totals</b>		<b>.303</b>	<b>2499</b>	<b>8984</b>	<b>1619</b>	<b>2726</b>	<b>549</b>	<b>38</b>	<b>468</b>	<b>1623</b>	<b>3</b>	<b>97</b>	<b>18</b>	<b>1512</b>	<b>1409</b>	<b>150-46</b>	<b>.401</b>	<b>.529</b>	<b>243</b>	

Bold indicates led league; #Injury rehabilitation assignment.

**WILD CARD GAME RECORD**

Year	Club, Opp.	AVG	G	AB	R	H	2B	3B	HR	RBI	SH	SF	HP	BB	SO	SB	CS	E
2012	Atl. vs. Stl.	.200	1	5	0	1	0	0	0	0	0	0	0	0	1	0	0	1

**DIVISION SERIES RECORD**

Year	Club, Opp.	AVG	G	AB	R	H	2B	3B	HR	RBI	SH	SF	HP	BB	SO	SB	CS	E
1995	Atl. vs. Col.	.389	4	18	4	7	2	0	2	4	0	0	0	2	2	2	0	0
1996	Atl. vs. LA	.222	3	9	2	2	0	0	1	2	0	0	0	3	4	1	1	0
1997	Atl. vs. Hou.	.500	3	8	3	4	0	0	1	2	0	1	0	3	2	1	0	1
1998	Atl. vs. Chi.	.200	2	10	2	2	0	0	0	1	0	0	0	4	3	0	0	0
1999	Atl. vs. Hou.	.231	4	13	2	3	0	0	0	1	0	1	0	5	2	0	0	1
2000	Atl. vs. Stl.	.333	3	12	2	4	1	0	0	1	0	0	0	1	4	0	0	2
2001	Atl. vs. Hou.	.444	3	9	2	4	0	0	2	5	0	0	0	3	1	0	1	0
2002	Atl. vs. SF	.294	5	17	3	5	0	0	0	2	0	0	0	5	2	0	0	0
2003	Atl. vs. Chi.	.167	5	18	3	3	0	0	2	6	0	0	0	3	4	0	0	0
2004	Atl. vs. Hou.	.200	5	20	4	4	0	0	0	0	0	0	0	3	2	0	0	0
2005	Atl. vs. Hou.	.176	4	17	3	3	2	0	1	2	0	0	0	4	4	0	0	0
<b>D.S. Totals</b>		<b>.272</b>	<b>41</b>	<b>151</b>	<b>30</b>	<b>41</b>	<b>5</b>	<b>0</b>	<b>9</b>	<b>26</b>	<b>0</b>	<b>2</b>	<b>0</b>	<b>36</b>	<b>30</b>	<b>2</b>	<b>2</b>	<b>4</b>

**LEAGUE CHAMPIONSHIP SERIES RECORD**

Year	Club, Opp.	AVG	G	AB	R	H	2B	3B	HR	RBI	SH	SF	HP	BB	SO	SB	CS	E
1995	Atl. vs. Cin.	.438	4	16	3	7	0	0	1	3	0	0	0	3	1	1	0	0
1996	Atl. vs. StL.	.440	7	25	6	11	2	0	0	4	0	1	0	3	1	1	0	1
1997	Atl. vs. Fla.	.292	6	24	5	7	1	0	2	4	1	0	0	2	3	0	0	0
1998	Atl. vs. SD	.208	6	24	2	5	1	0	0	1	0	0	0	4	5	0	0	0
1999	Atl. vs. NY	.263	6	19	3	5	2	0	0	1	0	0	1	9	7	3	0	2
2001	Atl. vs. Ari.	.263	5	19	1	5	1	0	0	2	0	0	0	3	6	0	0	1
<b>L.C.S. Totals</b>		<b>.315</b>	<b>34</b>	<b>127</b>	<b>20</b>	<b>40</b>	<b>7</b>	<b>0</b>	<b>3</b>	<b>15</b>	<b>1</b>	<b>1</b>	<b>1</b>	<b>24</b>	<b>23</b>	<b>5</b>	<b>0</b>	<b>4</b>

**WORLD SERIES RECORD**

Year	Club, Opp.	AVG	G	AB	R	H	2B	3B	HR	RBI	SH	SF	HP	BB	SO	SB	CS	E
1995	Atl. vs. Cle.	.286	6	21	3	6	3	0	0	1	0	1	0	4	3	0	0	1
1996	Atl. vs. NY	.286	6	21	3	6	3	0	0	3	0	1	0	4	2	1	0	0
1999	Atl. vs. NY	.231	4	13	2	3	0	0	1	2	0	0	0	4	2	0	1	0
<b>W.S. Totals</b>		<b>.273</b>	<b>16</b>	<b>55</b>	<b>8</b>	<b>15</b>	<b>6</b>	<b>0</b>	<b>1</b>	<b>6</b>	<b>0</b>	<b>2</b>	<b>0</b>	<b>12</b>	<b>7</b>	<b>1</b>	<b>1</b>	<b>1</b>

**ALL-STAR GAME RECORD**

Year	Club, Site	AVG	G	AB	R	H	2B	3B	HR	RBI	SH	SF	HP	BB	SO	SB	CS	E
1996	N.L., Phi.	.500	1	2	1	1	0	0	0	0	0	0	0	0	0	0	0	0
1997	N.L., Cle.	.000	1	1	0	0	0	0	0	0	0	0	0	1	0	0	0	0
1998	N.L., Col.	.000	1	2	1	0	0	0	0	0	0	0	0	0	0	0	0	0
2000	N.L., Atl.	1.000	1	3	1	3	0	0	1	1	0	0	0	0	0	0	0	0
2001	N.L., Sea.	.000	1	2	0	0	0	0	0	0	0	0	0	0	0	0	0	0
2008	N.L., NYY	.333	1	3	0	1	0	0	0	0	0	0	0	0	1	0	0	0
2011	N.L., Ari.					Injured - Did not play												
2012	N.L., KC	1.000	1	1	0	1	0	0	0	0	0	0	0	0	0	0	0	0
<b>All-Star Totals</b>		<b>.429</b>	<b>7</b>	<b>14</b>	<b>3</b>	<b>6</b>	<b>0</b>	<b>0</b>	<b>1</b>	<b>1</b>	<b>0</b>	<b>0</b>	<b>0</b>	<b>1</b>	<b>1</b>	<b>0</b>	<b>0</b>	<b>0</b>

**WORLD BASEBALL CLASSIC RECORD**

Year	Club	AVG	G	AB	R	H	2B	3B	HR	RBI	SH	SF	HP	BB	SO	SB	CS	E
2006	United States	.353	6	17	6	6	1	0	2	2	2	2	1	4	1	0	0	0
2009	United States	.000	3	10	0	0	0	0	0	0	0	0	0	1	6	0	0	0
<b>W.B.C. Totals</b>		<b>.222</b>	<b>9</b>	<b>27</b>	<b>6</b>	<b>6</b>	<b>1</b>	<b>0</b>	<b>2</b>	<b>2</b>	<b>2</b>	<b>2</b>	<b>1</b>	<b>5</b>	<b>7</b>	<b>0</b>	<b>0</b>	<b>0</b>



# GREG MADDUX

# 31

## PITCHER

Full Name **Gregory Alan Maddux**

Bats **Right**

Throws **Right**

Height **6-0**

Weight **170**

DOB **4/14/1966**

Born **San Angelo, TX**

Years With Braves **1993-2003**

Number Retired **2009**

Greg Maddux became the most dominant pitcher in baseball during his 11 seasons with the Braves from 1993 to 2003. On the heels of winning his first Cy Young Award in 1992 with the Chicago Cubs, Maddux signed with the Braves as a free agent and proceeded to win three consecutive Cy Young awards. With Atlanta, Maddux led the NL in ERA four times (1993, 1994, 1995 and 1998) and wins twice (1994 and 1995). His franchise-record 1.56 ERA during the 1994 season was the second-lowest in the major leagues since Bob Gibson's 1.12 mark in 1968. In 1995, Maddux went 19-2 with a 1.63 ERA while leading the league with 209.2 innings pitched, 10 complete games and three shutouts and helping the Braves win the World Series. On the Braves' career lists, Maddux ranks second in ERA (2.63), fifth in strikeouts (1,828), sixth in wins (194) and 10th in shutouts (21). The right-hander known as "Mad Dog" featured pinpoint control and uncanny late movement on his fastball. After leaving Atlanta, Maddux

had a second stint with the Cubs and before playing for the Los Angeles Dodgers and San Diego Padres. He won 15 or more games for 17 consecutive seasons (1988-2004) – the only pitcher in major league history to do so. Upon his retirement, Maddux ranked eighth all-time with 355 wins and 10th with 3,371 strikeouts. He won a record 18 Gold Gloves, including 10 with the Braves. He was an eight-time All-Star and the NL starting pitcher in 1994, 1997 and 1998. Maddux was inducted into the Braves Hall of Fame in 2009. At the induction ceremony, manager Bobby Cox remarked: "I get asked all the time was he the best pitcher I ever saw? Was he the smartest pitcher I ever saw? The most competitive I ever saw? The best teammate I ever saw? The answer is yes to all of those." Maddux was inducted into the National Baseball Hall of Fame in 2014, earning 97.2 percent of the vote (the 10th-highest total ever) in his first year on the ballot.

## COMPLETE RECORD

Year	Club	W-L	ERA	G	GS	CG	SHO	SV	IP	H	R	ER	HR	HB	BB	SO	WP	BK
1984	Pikeville	6-2	2.63	14	12	2	2	0	85.2	63	35	25	2	8	41	62	4	1
1985	Peoria	13-9	3.19	27	27	6	0	0	186.0	176	86	66	9	6	52	125	5	2
1986	Pittsfield	4-3	2.69	8	8	4	2	0	63.2	49	22	19	1	1	15	35	1	4
	Iowa	10-1	3.02	18	18	5	2	0	128.1	127	49	43	3	12	30	65	4	5
1987	Chicago (NL)	2-4	5.52	6	5	1	0	0	31.0	44	20	19	3	1	11	20	2	0
	Iowa	3-0	0.98	4	4	2	2	0	27.2	17	3	3	1	2	12	22	2	0
1988	Chicago (NL)	6-14	5.61	30	27	1	1	0	155.2	181	111	97	17	4	74	101	4	7
	Chicago (NL)	18-8	3.18	34	34	9	3	0	249.0	230	97	88	13	9	81	140	3	6
1989	Chicago (NL)	19-12	2.95	35	35	7	1	0	238.1	222	90	78	13	6	82	135	5	3
1990	Chicago (NL)	15-15	3.46	35	<b>35</b>	8	2	0	237.0	<b>242</b>	116	91	11	4	71	144	3	3
1991	Chicago (NL)	15-11	3.35	37	<b>37</b>	7	2	0	<b>263.0</b>	232	113	98	18	6	66	198	6	3
1992	Chicago (NL)	<b>20-11</b>	2.81	35	<b>35</b>	9	4	0	<b>268.0</b>	201	68	65	7	<b>14</b>	70	199	5	0
1993	Atlanta	20-10	<b>2.36</b>	36	<b>36</b>	<b>8</b>	1	0	<b>267.0</b>	228	85	70	14	6	52	197	5	1
1994	Atlanta	<b>16-6</b>	<b>1.56</b>	25	25	<b>10</b>	<b>3</b>	0	<b>202.0</b>	150	44	35	4	6	31	156	3	1
1995	Atlanta	<b>19-2</b>	<b>1.63</b>	28	28	<b>10</b>	<b>3</b>	0	<b>209.2</b>	147	39	38	8	4	23	181	1	0
1996	Atlanta	15-11	2.72	35	35	5	1	0	245.0	225	85	74	11	3	28	172	4	0
1997	Atlanta	19-4	2.20	33	33	5	2	0	232.2	200	58	57	9	6	20	177	0	0
1998	Atlanta	18-9	<b>2.22</b>	34	34	9	<b>5</b>	0	251.0	201	75	62	13	7	45	204	4	0
1999	Atlanta	19-9	3.57	33	33	4	0	0	219.1	258	103	87	16	4	37	136	1	0
2000	Atlanta	19-9	3.00	35	35	6	<b>3</b>	0	249.1	225	91	83	19	10	42	190	1	2
2001	Atlanta	17-11	3.05	34	34	3	<b>3</b>	0	235.0	220	86	79	20	7	27	173	2	0
2002	Atlanta	16-6	2.62	34	34	0	0	0	199.1	194	67	58	14	4	45	118	1	0
2003	Atlanta	16-11	3.96	36	<b>36</b>	1	0	0	218.1	225	112	96	24	8	33	124	3	0

2004	Chicago (NL)	16-11	4.02	33	33	2	1	0	212.2	218	103	95	35	9	33	151	2	0
2005	Chicago (NL)	13-15	4.24	35	<b>35</b>	3	0	0	225.0	239	112	106	29	7	36	136	8	0
2006	Chicago (NL)	9-11	4.69	22	22	0	0	0	136.1	153	78	71	14	0	23	81	0	0
	Los Angeles (NL)	6-3	3.30	12	12	0	0	0	73.2	66	31	27	6	0	14	36	0	0
2007	San Diego	14-11	4.14	34	34	1	0	0	198.0	221	92	91	14	6	25	104	5	0
2008	San Diego	6-9	3.99	26	26	0	0	0	153.1	161	80	68	16	5	26	80	2	2
	Los Angeles (NL)	2-4	5.09	7	7	0	0	0	40.2	43	25	23	5	1	4	18	0	0
<b>Minor Totals</b>		<b>36-15</b>	<b>2.86</b>	<b>71</b>	<b>69</b>	<b>19</b>	<b>8</b>	<b>0</b>	<b>491.1</b>	<b>432</b>	<b>195</b>	<b>156</b>	<b>16</b>	<b>29</b>	<b>150</b>	<b>309</b>	<b>16</b>	<b>12</b>
<b>Atlanta Totals</b>		<b>194-88</b>	<b>2.63</b>	<b>363</b>	<b>363</b>	<b>61</b>	<b>21</b>	<b>0</b>	<b>2526.2</b>	<b>2273</b>	<b>845</b>	<b>739</b>	<b>152</b>	<b>65</b>	<b>383</b>	<b>1828</b>	<b>25</b>	<b>4</b>
<b>Major Totals</b>		<b>355-227</b>	<b>3.16</b>	<b>744</b>	<b>740</b>	<b>109</b>	<b>35</b>	<b>0</b>	<b>5008.1</b>	<b>4726</b>	<b>1981</b>	<b>1756</b>	<b>353</b>	<b>137</b>	<b>999</b>	<b>3371</b>	<b>70</b>	<b>28</b>

Bold indicates led league; #Injury rehabilitation assignment.

## DIVISION SERIES RECORD

Year	Club, Opp.	W-L	ERA	G	GS	CG	SHO	SV	IP	H	R	ER	HR	HB	BB	SO	WP	BK
1995	Atl. vs. Col.	1-0	4.50	2	2	0	0	0	14.0	19	7	7	3	1	2	7	0	0
1996	Atl. vs. LAD	1-0	0.00	1	1	0	0	0	7.0	3	2	0	0	0	0	7	0	0
1997	Atl. vs. Hou.	1-0	1.00	1	1	1	0	0	9.0	7	1	1	0	0	1	6	0	0
1998	Atl. vs. Chi.	1-0	2.57	1	1	0	0	0	7.0	7	2	2	0	0	0	4	0	0
1999	Atl. vs. Hou.	0-1	2.57	2	1	0	0	0	7.0	10	2	2	2	0	5	5	0	0
2000	Atl. vs. StL.	0-1	11.25	1	1	0	0	0	4.0	9	7	5	1	0	3	2	0	0
2001	Atl. vs. Hou.	0-0	3.00	1	1	0	0	0	6.0	4	3	2	1	0	3	5	0	0
2002	Atl. vs. SF	1-0	3.00	1	1	0	0	0	6.0	5	2	2	1	1	1	3	0	0
2003	Atl. vs. Chi.	0-1	3.00	1	1	0	0	0	6.0	6	2	2	0	0	1	1	1	0
2006	LAD vs. NYM	0-0	9.00	1	1	0	0	0	4.0	7	4	4	0	1	2	0	0	0
2008	LAD vs. Chi.	0-0	0.00	1	0	0	0	0	1.0	1	0	0	0	0	0	0	0	0
<b>D.S. Totals</b>		<b>5-3</b>	<b>3.42</b>	<b>13</b>	<b>11</b>	<b>1</b>	<b>0</b>	<b>0</b>	<b>71.0</b>	<b>78</b>	<b>32</b>	<b>27</b>	<b>8</b>	<b>3</b>	<b>18</b>	<b>40</b>	<b>1</b>	<b>0</b>

## LEAGUE CHAMPIONSHIP SERIES RECORD

Year	Club, Opp.	W-L	ERA	G	GS	CG	SHO	SV	IP	H	R	ER	HR	HB	BB	SO	WP	BK
1989	Chi. vs. SF	0-1	13.50	2	2	0	0	0	7.1	13	12	11	2	1	4	5	1	0
1993	Atl. vs. Phi.	1-1	4.97	2	2	0	0	0	12.2	11	8	7	2	0	7	11	0	0
1995	Atl. vs. Cin.	1-0	1.13	1	1	0	0	0	8.0	7	1	1	0	1	2	4	1	0
1996	Atl. vs. StL.	1-1	2.51	2	2	0	0	0	14.1	15	9	4	1	0	2	10	1	0
1997	Atl. vs. Fla.	0-2	1.38	2	2	0	0	0	13.0	9	7	2	0	1	4	16	0	0
1998	Atl. vs. SD	0-1	3.00	2	1	0	0	1	6.0	5	2	2	0	1	3	4	0	0
1999	Atl. vs. NYM	1-0	1.93	2	2	0	0	0	14.0	12	3	3	1	0	1	7	0	0
2001	Atl. vs. Ari.	0-2	5.40	2	2	0	0	0	10.0	14	8	6	0	1	2	7	0	0
2008	LAD vs. Phi.	0-0	0.00	2	0	0	0	0	3.0	3	2	0	0	0	1	3	0	0
<b>L.C.S. Totals</b>		<b>4-8</b>	<b>3.67</b>	<b>17</b>	<b>14</b>	<b>0</b>	<b>0</b>	<b>1</b>	<b>88.1</b>	<b>89</b>	<b>52</b>	<b>36</b>	<b>6</b>	<b>5</b>	<b>26</b>	<b>67</b>	<b>3</b>	<b>0</b>

## WORLD SERIES RECORD

Year	Club, Opp.	W-L	ERA	G	GS	CG	SHO	SV	IP	H	R	ER	HR	HB	BB	SO	WP	BK
1995	Atl. vs. Cle.	1-1	2.25	2	2	1	0	0	16.0	9	6	4	1	0	3	8	0	0
1996	Atl. vs. NYY	1-1	1.72	2	2	0	0	0	15.2	14	3	3	0	1	1	5	0	0
1999	Atl. vs. NYY	0-1	2.57	1	1	0	0	0	7.0	5	4	2	0	0	3	5	0	0
<b>W.S. Totals</b>		<b>2-3</b>	<b>2.09</b>	<b>5</b>	<b>5</b>	<b>1</b>	<b>0</b>	<b>0</b>	<b>38.2</b>	<b>28</b>	<b>13</b>	<b>9</b>	<b>1</b>	<b>1</b>	<b>7</b>	<b>18</b>	<b>0</b>	<b>0</b>

## ALL-STAR GAME RECORD

Year	Club, Site	W-L	ERA	G	GS	CG	SHO	SV	IP	H	R	ER	HR	HB	BB	SO	WP	BK
1988	N.L., Cin.						Did Not Pitch											
1992	N.L., SD	0-0	6.75	1	0	0	0	0	1.1	1	1	1	1	1	0	0	0	0
1994	N.L., Pit.	0-0	3.00	1	1	0	0	0	3.0	3	1	1	0	1	0	2	0	0
1995	N.L., Tex.						Did Not Pitch											
1996	N.L., Phi.						Did Not Pitch											
1997	N.L., Cle.	0-0	4.50	1	1	0	0	0	2.0	2	1	1	1	1	0	0	0	0
1998	N.L., Col.	0-0	0.00	1	1	0	0	0	2.0	3	0	0	0	0	1	1	0	0
2000	N.L., Atl.						Did Not Pitch											
<b>All-Star Totals</b>		<b>0-0</b>	<b>3.24</b>	<b>4</b>	<b>3</b>	<b>0</b>	<b>0</b>	<b>0</b>	<b>8.1</b>	<b>9</b>	<b>3</b>	<b>3</b>	<b>2</b>	<b>3</b>	<b>1</b>	<b>3</b>	<b>0</b>	<b>0</b>



# EDDIE MATHEWS

# 41

## INFIELDER

Full Name **Edwin Lee Mathews**

Batted **Left**

Threw **Right**

Height **6-1**

Weight **200**

DOB **10/13/1931**

Born **Texarkana, TX**

Died: **2/18/2001 in LaJolla, CA**

Years With Braves **1952-66** Number Retired: **1969**

Eddie Mathews is the only player in franchise history to play for the Braves in Boston (1952), Milwaukee (1953-65) and Atlanta (1966). The nine-time N.L. All-Star third baseman ranks second in club annals with 493 home runs; and third with 2,223 games, 8,049 at-bats, 1,452 runs, 2,201 hits, 338 doubles, 1,388 RBI and 4,158 total bases. Mathews finished third in Rookie of the Year balloting in 1952, and the following year was runner-up for Most Valuable Player after leading the NL with 47 home runs (tied for the second-most in Braves' history) to go with a .302 batting average and a franchise-record 135 RBI. Mathews also was the MVP runner-up in 1959, when

he batted .306 with a league-best 46 homers and 114 RBI. He played for the 1957 World Series champions (his 10th-inning two-run homer won Game 4) and the 1958 NL pennant winners. Following the 1966 season, Mathews was traded to the Houston Astros, and he became the seventh player in baseball history to hit 500 career home runs July 14, 1967. He subsequently played for the Detroit Tigers in 1967 and 1968. Mathews returned to the Braves as a coach in 1971 and served as manager from 1972 to 1974, compiling a 149-161-1 record. Mathews was inducted into the National Baseball Hall of Fame in 1978 and into the Braves Hall of Fame in 1999.

## COMPLETE RECORD

Year	Club	AVG	G	AB	R	H	2B	3B	HR	RBI	BB	SO	SB
1949	High Point	.366	62	238	62	87	20	3	17	56	---	---	5
1950	Atlanta	.286	146	552	103	158	24	9	32	106	---	---	4
1951	Milwaukee	.333	12	9	2	3	0	0	1	5	---	---	0
	Atlanta	.289	37	128	23	37	5	4	6	29	---	---	0
1952	Boston	.242	145	528	80	128	23	5	25	58	59	115	6
1953	Milwaukee	.302	157	579	110	175	31	8	47	135	99	83	1
1954	Milwaukee	.290	138	476	96	138	21	4	40	103	113	61	10
1955	Milwaukee	.289	141	499	108	144	23	5	41	101	109	98	3
1956	Milwaukee	.272	151	552	103	150	21	2	37	95	91	86	6
1957	Milwaukee	.292	148	572	109	167	28	9	32	94	90	79	2
1958	Milwaukee	.251	149	546	97	137	18	1	31	77	85	85	5
1959	Milwaukee	.306	148	594	118	182	16	8	46	114	80	71	2
1960	Milwaukee	.277	153	548	108	152	19	7	39	124	111	113	7
1961	Milwaukee	.306	152	572	103	175	23	6	32	91	93	95	12
1962	Milwaukee	.265	152	536	106	142	25	6	29	90	101	90	4
1963	Milwaukee	.263	158	547	82	144	27	4	23	84	124	119	3
1964	Milwaukee	.235	141	502	83	117	19	1	23	74	85	100	2
1965	Milwaukee	.251	156	546	77	137	23	0	32	95	73	110	1
1966	Atlanta	.250	134	452	72	113	21	4	16	53	63	82	1
1967	Houston	.238	101	328	39	78	13	2	10	38	48	65	2
	Detroit	.231	36	108	14	25	3	0	6	19	15	23	0
1968	Detroit	.212	31	52	4	11	0	0	3	8	5	12	0
<b>Minor Totals</b>		<b>.307</b>	<b>257</b>	<b>927</b>	<b>190</b>	<b>285</b>	<b>49</b>	<b>16</b>	<b>56</b>	<b>196</b>			<b>9</b>
<b>A.L. Totals</b>		<b>.225</b>	<b>67</b>	<b>160</b>	<b>18</b>	<b>36</b>	<b>3</b>	<b>0</b>	<b>9</b>	<b>27</b>	<b>20</b>	<b>35</b>	<b>0</b>
<b>N.L. Totals</b>		<b>.272</b>	<b>2324</b>	<b>8377</b>	<b>1491</b>	<b>2279</b>	<b>351</b>	<b>72</b>	<b>503</b>	<b>1426</b>	<b>1424</b>	<b>1452</b>	<b>68</b>
<b>Braves Totals</b>		<b>.273</b>	<b>2223</b>	<b>8049</b>	<b>1452</b>	<b>2201</b>	<b>338</b>	<b>70</b>	<b>493</b>	<b>1388</b>	<b>1376</b>	<b>1387</b>	<b>66</b>
<b>Major Totals</b>		<b>.271</b>	<b>2391</b>	<b>8537</b>	<b>1509</b>	<b>2315</b>	<b>354</b>	<b>72</b>	<b>512</b>	<b>1453</b>	<b>1444</b>	<b>1487</b>	<b>68</b>

## WORLD SERIES RECORD

Year	Club, Opp	AVG	G	AB	R	H	2B	3B	HR	RBI	BB	SO	SB
1957	Mil. vs. NY	.227	7	22	4	5	3	0	1	4	8	5	0
1958	Mil. vs. NY	.160	7	25	3	4	2	0	0	3	6	11	1
1968	Det. vs. StL.	.333	2	3	0	1	0	0	0	0	1	1	0
<b>W.S. Totals</b>		<b>.200</b>	<b>16</b>	<b>50</b>	<b>7</b>	<b>10</b>	<b>5</b>	<b>0</b>	<b>1</b>	<b>7</b>	<b>15</b>	<b>17</b>	<b>1</b>





# DALE MURPHY

# 3

**OUTFIELDER** Full Name **Dale Bryan Murphy**

Bats **Right**

Throws **Right**

Height **6-5**

Weight **215**

DOB **3/12/1956**

Born **Portland, OR**

Years With Braves **1976-90**

Number Retired **1994**

The Braves drafted Dale Murphy No. 5 overall in 1974, but five years later he had yet to reach his potential as a sometime catcher/sometime first baseman. Then, manager Bobby Cox made Murphy a full-time outfielder and from 1980 to 1989, Murphy averaged 31 home runs and 93 RBI. He was the back-to-back NL Most Valuable Player in 1982 (.281, 36 home runs, 109 RBI and 23 stolen bases) and 1983 (.302, 36 home runs, 121 RBI, franchise-record 131 runs scored and 30 stolen bases). In 1983, Murphy became the sixth different player in baseball history with 30 home runs and 30 stolen bases in a season. He led the NL with 332 total bases and tied for the lead with 36 home runs in 1984 and topped the circuit with 37 home runs and 118 runs scored the

following year. From September 26, 1981, to July 8, 1986, Murphy played in 740 consecutive games. He appeared in seven All-Star Games – leading all vote-getters in 1985 – and won five Gold Glove Awards and four Silver Slugger Awards. Throughout his career, Murphy displayed a high moral character, receiving the Lou Gehrig Award in 1985 and the Roberto Clemente Award in 1988. On the Braves' career lists, he is fourth in games played (1,926), runs (1,103), hits (1,901), home runs (371), RBI (1,143) and total bases (3,394), and he is second in each category to Chipper Jones since the franchise moved to Atlanta. "Murph" was inducted into the Braves Hall of Fame in 2000.

## COMPLETE RECORD

Year	Club	AVG	G	AB	R	H	2B	3B	HR	RBI	BB	SO	SB
1974	Kingsport	.254	54	181	28	46	7	0	5	31	24	53	0
1975	Greenwood	.228	131	443	48	101	20	1	5	48	36	63	5
1976	Savannah	.267	104	352	37	94	13	5	12	55	25	61	6
	Richmond	.260	18	50	10	13	1	1	4	8	1	12	0
	Atlanta	.262	19	65	3	17	6	0	0	9	7	9	0
1977	Richmond	.305	127	466	71	142	33	4	22	90	33	64	4
	Atlanta	.316	18	76	5	24	8	1	2	14	0	8	0
1978	Atlanta	.226	151	530	66	120	14	3	23	79	42	145	11
1979	Atlanta	.276	104	384	53	106	7	2	21	57	38	67	6
1980	Atlanta	.281	156	569	98	160	27	2	33	89	59	133	9
1981	Atlanta	.247	104	369	43	91	12	1	13	50	44	72	14
1982	Atlanta	.281	162	598	113	168	23	2	36	109	93	134	23
1983	Atlanta	.302	162	589	131	178	24	4	36	121	90	110	30
1984	Atlanta	.290	162	607	94	176	32	8	36	100	79	134	19
1985	Atlanta	.300	162	616	118	185	32	2	37	111	90	141	10
1986	Atlanta	.265	160	614	89	163	29	7	29	83	75	141	7
1987	Atlanta	.295	159	566	115	167	27	1	44	105	115	136	16
1988	Atlanta	.226	156	592	77	134	35	4	24	77	74	125	3
1989	Atlanta	.228	154	574	60	131	16	0	20	84	65	142	3
1990	Atlanta	.232	97	349	38	81	14	0	17	55	41	84	9
	Philadelphia	.266	57	214	22	57	9	1	7	28	20	46	0
1991	Philadelphia	.252	153	544	66	137	33	1	18	81	48	93	1
1992	Philadelphia	.161	18	62	5	10	1	0	2	7	1	13	0
1993	Colorado	.143	26	42	1	6	1	0	0	7	5	15	0
<b>Braves Totals</b>		<b>.268</b>	<b>1926</b>	<b>7098</b>	<b>1103</b>	<b>1901</b>	<b>306</b>	<b>37</b>	<b>371</b>	<b>1143</b>	<b>912</b>	<b>1581</b>	<b>160</b>
<b>Major Totals</b>		<b>.265</b>	<b>2180</b>	<b>7960</b>	<b>1197</b>	<b>2111</b>	<b>350</b>	<b>39</b>	<b>398</b>	<b>1266</b>	<b>986</b>	<b>1748</b>	<b>161</b>

## LEAGUE CHAMPIONSHIP SERIES RECORD

Year	Club, Opp	AVG	G	AB	R	H	2B	3B	HR	RBI	BB	SO	SB
1982	Atl. vs. StL.	.273	3	11	1	3	0	0	0	0	0	2	1



# PHIL NIEKRO

# 35

**PITCHER** Full Name **Philip Henry Niekro**  
 Batted **Right** Threw **Right**  
 Height **6-1** Weight **180**  
 DOB **4/1/1939** Born **Blaine, OH**  
 Died: **12/26/20 in Flowery Branch, GA**  
 Years With Braves **1964-83, 1987** Number Retired **1984**

Phil Niekro baffled opposing batters with his knuckleball for nearly a quarter of a century. He owns or shares 13 Atlanta career pitching records and is the franchise career leader with 740 games pitched, while ranking second in games started (595), innings pitched (4,622.2), shutouts (43) and strikeouts (2,912); third in wins (268); fifth in complete games (226); and 10th in ERA (3.20). Niekro was a three-time 20-game winner (23 in 1969, 20 in 1974 and 21 in 1979) and won 10 or more games for 14 straight seasons from 1967 until the strike-shortened 1981 campaign. Niekro authored a no-hitter against San Diego on Aug. 5, 1973,

winning 9-0 at Atlanta Stadium. Niekro pitched for the New York Yankees (1984-85), Cleveland Indians (1986-87) and Toronto Blue Jays (1987) before returning to the Braves late in 1987 at the age of 48. On Oct. 6, 1985, Niekro shut out Toronto 8-0 for his 300th career win. Niekro ranks fourth in baseball history with 5,404.1 innings pitched, 11th with 3,342 strikeouts and 16th with 318 wins. Over the course of his 24-year career, he was a five-time All-Star – four times with Atlanta – and won five Gold Glove Awards. “Knucksie” was inducted into the National Baseball Hall of Fame in 1997 and into the Braves Hall of Fame in 1999.

## COMPLETE RECORD

Year	Club	W-L	ERA	G	GS	CG	SHO	SV	IP	H	R	ER	BB	SO
1959	Wellsville	2-1	7.46	10	2	0	---	---	35.0	47	38	29	24	16
	McCook	7-2	3.12	23	0	0	---	---	52.0	35	20	18	29	48
1960	Jacksonville	6-4	2.77	38	3	0	---	---	84.0	66	36	26	52	52
	Louisville	1-0	3.60	6	0	0	---	---	10.0	11	5	4	9	2
1961	Austin	4-4	2.95	51	1	0	---	---	110.0	100	45	36	53	84
1962	Louisville	9-6	3.86	49	1	1	---	---	98.0	111	50	42	41	48
1963	Denver				Military Service									
1964	Denver	11-5	3.45	29	21	13	---	---	172.0	172	79	66	45	119
	Milwaukee	0-0	4.80	10	0	0	0	0	15.0	15	10	8	7	8
1965	Milwaukee	2-3	2.88	41	1	0	0	6	74.2	73	32	24	26	49
1966	Atlanta	4-3	4.11	28	0	0	0	2	50.1	48	32	23	23	17
	Richmond	3-4	3.67	17	4	2	0	0	43.0	43	27	22	16	36
1967	Atlanta	11-9	1.87	46	20	10	1	9	207.0	164	64	43	55	129
1968	Atlanta	14-12	2.59	37	34	15	5	2	256.2	228	83	74	45	140
1969	Atlanta	23-13	2.57	40	35	21	4	1	284.0	235	93	81	57	193
1970	Atlanta	12-18	4.27	34	32	10	3	0	230.0	222	124	109	68	168
1971	Atlanta	15-14	2.98	42	36	18	4	2	269.0	248	112	89	70	173
1972	Atlanta	16-12	3.06	38	36	17	1	0	282.0	254	112	96	53	164
1973	Atlanta	13-10	3.31	42	30	9	1	4	245.0	214	103	90	89	131
1974	Atlanta	20-13	2.38	41	39	18	6	1	302.0	249	91	80	88	195
1975	Atlanta	15-15	3.20	39	37	13	1	0	276.0	285	115	98	72	144
1976	Atlanta	17-11	3.29	39	37	10	2	0	271.0	249	116	99	101	173
1977	Atlanta	16-20	4.04	44	43	20	2	0	330.0	315	166	148	164	262
1978	Atlanta	19-18	2.88	44	42	22	4	1	334.0	295	129	107	102	248
1979	Atlanta	21-20	3.39	44	44	23	1	0	342.0	311	160	129	113	208
1980	Atlanta	15-18	3.63	40	38	11	3	1	275.0	256	119	111	85	176
1981	Atlanta	7-7	3.11	22	22	3	3	0	139.0	120	56	48	56	62
1982	Atlanta	17-4	3.61	35	35	4	2	0	234.1	225	106	94	73	144
1983	Atlanta	11-10	3.97	34	33	2	0	0	201.2	212	94	89	105	128
1984	New York (AL)	16-8	3.09	32	31	5	1	0	215.2	219	85	74	76	136
1985	New York (AL)	16-12	4.09	33	33	7	1	0	220.0	203	110	100	120	149
1986	Cleveland	11-11	4.32	34	32	5	0	0	210.1	241	126	101	95	81
1987	Cleveland	7-11	5.89	22	22	0	0	0	123.2	142	83	81	53	57
	Toronto	0-2	8.25	3	3	0	0	0	12.0	15	11	11	7	7
	Atlanta	0-0	15.00	1	1	0	0	0	3.0	6	5	5	6	0
<b>Braves Totals</b>		<b>268-230</b>	<b>3.20</b>	<b>740</b>	<b>595</b>	<b>226</b>	<b>43</b>	<b>29</b>	<b>4622.2</b>	<b>4224</b>	<b>1922</b>	<b>1645</b>	<b>1458</b>	<b>2912</b>
<b>Major Totals</b>		<b>318-274</b>	<b>3.35</b>	<b>864</b>	<b>716</b>	<b>245</b>	<b>45</b>	<b>29</b>	<b>5404.1</b>	<b>5044</b>	<b>2337</b>	<b>2012</b>	<b>1809</b>	<b>3342</b>

## LEAGUE CHAMPIONSHIP SERIES RECORD

Year	Club, Opp	W-L	ERA	G	GS	CG	SHO	SV	IP	H	R	ER	BB	SO
1969	Atl. vs. NY	0-1	4.50	1	1	0	0	0	8.0	9	9	4	4	4
1982	Atl. vs. StL.	0-0	3.00	1	1	0	0	0	6.0	6	2	2	4	5
<b>L.C.S. Totals</b>		<b>0-1</b>	<b>3.86</b>	<b>2</b>	<b>2</b>	<b>0</b>	<b>0</b>	<b>0</b>	<b>14.0</b>	<b>15</b>	<b>11</b>	<b>6</b>	<b>8</b>	<b>9</b>



# JOHN SMOLTZ

# 29

## PITCHER

Full Name **John Andrew Smoltz**

Bats **Right**

Throws **Right**

Height **6-3**

Weight **220**

DOB **5/16/1967**

Born **Warren, MI**

Years With Braves **1988-2008**

Number Retired **2012**

When Braves General Manager Bobby Cox acquired 20-year-old John Smoltz from Detroit in 1987 for 36-year-old Doyle Alexander, he did so with an eye on the future. Smoltz delivered, excelling as both a starter and reliever over the next two decades. He is the only pitcher in MLB history with 200 wins and 150 saves. In 14 full seasons starting, he won 14 or more games 10 times. Twice, he led the NL or shared the lead in wins (1996 and 2006), innings pitched (1996 and 1997) and strikeouts (1992 and 1996). He ranked in the top 10 in ERA eight times. Smoltz won the Cy Young Award in 1996 while fanning a franchise-record 276. Following "Tommy John" surgery that sidelined him for all of 2000, Smoltz closed for three-plus seasons. He set an NL record with 55 saves in 2002 and finished third for the Cy Young Award. Smoltz became the

16th member of the 3,000-strikeout club on April 22, 2008. On the Braves' career lists, he ranks first in strikeouts (3,011), second in saves (154) and fifth in wins (210). In 40 postseason games with Atlanta, Smoltz was 15-4 with four saves a 2.65 ERA. Smoltz, Tom Glavine and Greg Maddux anchored a pitching staff that helped the Braves win 14 straight division titles from 1991 to 2005 and the 1995 World Series. Smoltz was the only player to be a part of each division championship. Smoltz was an eight-time All-Star who concluded his career with Boston and St. Louis in 2009. He won with the Roberto Clemente Award in 2005 and with the Branch Rickey Award in 2007. He was inducted into the Braves Hall of Fame in June 2012 and was a first-ballot National Baseball Hall of Famer in 2015, joining Glavine and Maddux in Cooperstown.

## COMPLETE RECORD

Year	Club	W-L	ERA	G	GS	CG	SHO	SV	IP	H	R	ER	HR	HB	BB	SO	WP	BK
1986	Lakeland	7-8	3.56	17	14	2	1	0	96.0	86	44	38	7	5	31	47	2	6
1987	Glen Falls	4-10	5.68	21	21	0	0	0	130.0	131	89	82	17	7	81	86	6	8
	Richmond	0-1	6.19	3	3	0	0	0	16.0	17	11	11	2	1	11	5	1	1
1988	Richmond	10-5	2.79	20	20	3	0	0	135.1	118	49	42	5	2	37	115	6	2
	Atlanta	2-7	5.48	12	12	0	0	0	64.0	74	40	39	10	2	33	37	2	1
1989	Atlanta	12-11	2.94	29	29	5	0	0	208.0	160	79	68	15	2	72	168	8	3
1990	Atlanta	14-11	3.85	34	34	6	2	0	231.1	206	109	99	20	1	90	170	14	3
1991	Atlanta	14-13	3.80	36	36	5	0	0	229.2	206	101	97	16	3	77	148	20	2
1992	Atlanta	15-12	2.85	35	35	9	3	0	246.2	206	90	78	17	5	80	215	17	1
1993	Atlanta	15-11	3.62	35	35	3	1	0	243.2	208	104	98	23	6	100	208	13	1
1994	Atlanta	6-10	4.14	21	21	1	0	0	134.2	120	69	62	15	4	48	113	7	0
1995	Atlanta	12-7	3.18	29	29	2	1	0	192.2	166	76	68	15	4	72	193	13	0
1996	Atlanta	24-8	2.94	35	35	6	2	0	253.2	199	93	83	19	2	55	276	10	1
1997	Atlanta	15-12	3.02	35	35	7	2	0	256.0	234	97	86	21	1	63	241	10	1
1998	Greenville#	0-1	2.57	3	3	0	0	0	14.0	11	4	4	2	0	3	16	2	0
	Macon#	0-0	3.60	2	2	0	0	0	10.0	7	4	4	1	0	1	14	1	0
	Atlanta	17-3	2.90	26	26	2	2	0	167.2	145	58	54	10	4	44	173	3	1
1999	Atlanta	11-8	3.19	29	29	1	1	0	186.1	168	70	66	14	4	40	156	2	0
	Greenville#	0-0	4.50	2	1	0	0	0	4.0	5	2	2	0	0	1	7	0	0
2000	Atlanta	Injured - Did not play																
2001	Atlanta	3-3	3.36	36	5	0	0	10	59.0	53	24	22	7	2	10	57	0	0
	Macon#	0-0	1.80	1	1	0	0	0	5.0	4	1	1	0	0	5	0	0	0
	Greenville#	0-0	0.00	3	1	0	0	0	6.0	3	0	0	0	0	6	0	0	0
2002	Atlanta	3-2	3.25	75	0	0	0	55	80.1	59	30	29	4	0	24	85	1	1
2003	Atlanta	0-2	1.12	62	0	0	0	45	64.1	48	9	8	2	0	8	73	2	0
2004	Atlanta	0-1	2.76	73	0	0	0	44	81.2	75	25	25	8	0	13	85	6	0
2005	Atlanta	14-7	3.06	33	33	3	1	0	229.2	210	83	78	18	1	53	169	2	1
2006	Atlanta	16-9	3.49	35	35	3	1	0	232.0	221	93	90	23	9	55	211	5	0

Year	Club	W-L	ERA	G	GS	CG	SHO	SV	IP	H	R	ER	HR	HB	BB	SO	WP	BK
2007	Atlanta	14-8	3.11	32	32	0	0	0	205.2	196	78	71	18	4	47	197	8	0
2008	Atlanta	3-2	2.57	6	5	0	0	0	28.0	25	8	8	2	0	8	36	2	0
	Mississippi#	0-0	0.00	1	0	0	0	0	1.0	1	0	0	0	0	0	0	0	0
2009	Rome#	0-0	0.00	2	1	0	0	0	3.0	1	0	0	0	0	0	4	0	0
	Greenville#	0-0	1.12	2	2	0	0	0	8.0	5	1	1	0	0	0	8	1	0
	Portland#	0-0	2.70	1	1	0	0	0	3.1	3	1	1	0	0	0	2	0	0
	Pawtucket#	1-1	3.38	3	3	1	0	0	16.0	10	6	6	2	1	4	11	2	0
	Boston	2-5	8.33	8	8	0	0	0	40.0	59	37	37	8	3	9	33	0	0
St. Louis	1-3	4.26	7	7	0	0	0	38.0	36	18	18	3	0	9	40	0	0	
<b>Minor Totals</b>		<b>22-26</b>	<b>3.86</b>	<b>81</b>	<b>73</b>	<b>6</b>	<b>1</b>	<b>0</b>	<b>447.2</b>	<b>402</b>	<b>212</b>	<b>192</b>	<b>36</b>	<b>16</b>	<b>169</b>	<b>326</b>	<b>21</b>	<b>17</b>
<b>Atlanta Totals</b>		<b>210-147</b>	<b>3.26</b>	<b>708</b>	<b>466</b>	<b>53</b>	<b>16</b>	<b>154</b>	<b>3395.0</b>	<b>2979</b>	<b>1336</b>	<b>1229</b>	<b>277</b>	<b>54</b>	<b>992</b>	<b>3011</b>	<b>145</b>	<b>16</b>
<b>Major Totals</b>		<b>213-155</b>	<b>3.33</b>	<b>723</b>	<b>481</b>	<b>53</b>	<b>16</b>	<b>154</b>	<b>3473.0</b>	<b>3074</b>	<b>1391</b>	<b>1284</b>	<b>288</b>	<b>57</b>	<b>1010</b>	<b>3084</b>	<b>145</b>	<b>16</b>

**Bold** indicates led league; #Injury rehabilitation assignment.

## DIVISION SERIES RECORD

Year	Club, Opp.	W-L	ERA	G	GS	CG	SHO	SV	IP	H	R	ER	HR	HB	BB	SO	WP	BK
1995	Atl. vs. Col.	0-0	7.94	1	1	0	0	0	5.2	5	5	5	2	1	1	6	1	0
1996	Atl. vs. LA	1-0	1.00	1	1	0	0	0	9.0	4	1	1	0	0	2	7	0	0
1997	Atl. vs. Hou.	1-0	1.00	1	1	1	0	0	9.0	3	1	1	1	0	1	11	0	0
1998	Atl. vs. Chi.	1-0	1.17	1	1	0	0	0	7.2	5	1	1	1	0	0	6	0	0
1999	Atl. vs. Hou.	1-0	5.14	1	1	0	0	0	7.0	6	4	4	2	1	3	3	0	0
2001	Atl. vs. Hou.	0-0	2.25	3	0	0	0	2	4.0	3	1	1	1	0	0	3	0	0
2002	Atl. vs. SF	0-0	2.70	2	0	0	0	0	3.1	2	1	1	1	0	2	7	0	0
2003	Atl. vs. Chi.	1-0	6.00	2	0	0	0	1	3.0	4	2	2	0	0	0	1	0	0
2004	Atl. vs. Hou.	1-0	0.00	2	0	0	0	0	5.0	4	0	0	0	0	2	4	0	0
2005	Atl. vs. Hou.	1-0	1.29	1	1	0	0	0	7.0	7	1	1	1	0	0	1	5	0
2009	Stl. vs. LA	0-0	4.50	1	0	0	0	0	2.0	4	1	1	0	0	0	5	0	0
<b>D.S. Totals</b>		<b>7-0</b>	<b>2.59</b>	<b>16</b>	<b>6</b>	<b>1</b>	<b>0</b>	<b>3</b>	<b>62.2</b>	<b>47</b>	<b>18</b>	<b>18</b>	<b>8</b>	<b>2</b>	<b>12</b>	<b>58</b>	<b>1</b>	<b>0</b>

## LEAGUE CHAMPIONSHIP SERIES RECORD

Year	Club, Opp.	W-L	ERA	G	GS	CG	SHO	SV	IP	H	R	ER	HR	HB	BB	SO	WP	BK
1991	Atl. vs. Pit.	2-0	1.76	2	2	1	1	0	15.1	14	3	3	2	0	3	15	0	0
1992	Atl. vs. Pit.	2-0	2.66	3	3	0	0	0	20.1	14	7	6	1	0	10	19	1	0
1993	Atl. vs. Phi.	0-1	0.00	1	1	0	0	0	6.1	8	2	0	0	0	5	10	0	0
1995	Atl. vs. Cin.	0-0	2.57	1	1	0	0	0	7.0	7	2	2	0	0	2	2	0	0
1996	Atl. vs. Stl.	2-0	1.20	2	2	0	0	0	15.0	12	2	2	0	0	3	12	2	0
1997	Atl. vs. Fla.	0-1	7.50	1	1	0	0	0	6.0	5	5	5	1	0	5	9	0	0
1998	Atl. vs. SD	0-0	3.95	2	2	0	0	0	13.2	13	6	6	2	0	6	13	0	0
1999	Atl. vs. NY	0-0	6.23	3	1	0	0	1	8.2	8	6	6	2	0	0	8	0	0
2001	Atl. vs. Ari.	0-0	0.00	2	0	0	0	0	3.0	0	0	0	0	0	0	1	0	0
<b>L.C.S. Totals</b>		<b>6-2</b>	<b>2.83</b>	<b>17</b>	<b>13</b>	<b>1</b>	<b>1</b>	<b>1</b>	<b>95.1</b>	<b>81</b>	<b>33</b>	<b>30</b>	<b>8</b>	<b>0</b>	<b>34</b>	<b>89</b>	<b>3</b>	<b>0</b>

## WORLD SERIES RECORD

Year	Club, Opp.	W-L	ERA	G	GS	CG	SHO	SV	IP	H	R	ER	HR	HB	BB	SO	WP	BK
1991	Atl. vs. Min.	0-0	1.26	2	2	0	0	0	14.1	13	2	2	1	1	1	11	0	0
1992	Atl. vs. Tor.	1-0	2.70	2	2	0	0	0	13.1	13	5	4	0	0	7	12	2	0
1995	Atl. vs. Cle.	0-0	15.43	1	1	0	0	0	2.1	6	4	4	0	0	2	4	0	0
1996	Atl. vs. NYY	1-1	0.64	2	2	0	0	0	14.0	6	2	1	0	0	8	14	0	0
1999	Atl. vs. NYY	0-1	3.86	1	1	0	0	0	7.0	6	3	3	0	0	3	11	0	0
<b>W.S. Totals</b>		<b>2-2</b>	<b>2.47</b>	<b>8</b>	<b>8</b>	<b>0</b>	<b>0</b>	<b>0</b>	<b>51.0</b>	<b>44</b>	<b>16</b>	<b>14</b>	<b>1</b>	<b>1</b>	<b>21</b>	<b>52</b>	<b>2</b>	<b>0</b>

## ALL-STAR GAME RECORD

Year	Club, Site	W-L	ERA	G	GS	CG	SHO	SV	IP	H	R	ER	HR	HB	BB	SO	WP	BK
1989	N.L., Ana.	0-1	9.00	1	0	0	0	0	1.0	2	1	1	0	0	0	0	0	0
1992	N.L., SD	0-0	0.00	1	0	0	0	0	0.1	1	0	0	0	0	0	0	0	0
1993	N.L., Bal.	0-0	0.00	1	0	0	0	0	0.1	0	0	0	0	0	1	0	2	0
1996	N.L., Phi.	1-0	0.00	1	1	0	0	0	2.0	2	0	0	0	0	0	1	0	0
2002	N.L., Mil.	0-0	0.00	1	0	0	0	0	1.0	0	0	0	0	0	0	1	0	0
2003	N.L., Chi. (AL)																	
2005	N.L., Det.	0-1	9.00	1	0	0	0	0	1.0	2	1	1	1	0	0	0	0	0
2007	N.L., SF																	
<b>All-Star Totals</b>		<b>1-2</b>	<b>3.46</b>	<b>6</b>	<b>1</b>	<b>0</b>	<b>0</b>	<b>0</b>	<b>5.2</b>	<b>7</b>	<b>2</b>	<b>2</b>	<b>1</b>	<b>0</b>	<b>1</b>	<b>2</b>	<b>2</b>	<b>0</b>



# WARREN SPAHN

# 21

## PITCHER

Full Name **Warren Edward Spahn**

Batted **Left**

Threw **Left**

Height **6-0**

Weight **175**

DOB **4/23/1921**

Born **Buffalo, NY**

Died: **11/24/2003 in Broken Arrow, OK**

Years With Braves **1942, 1946-64** Number Retired: **1965**

With 363 wins, Warren Spahn is the winningest left-handed pitcher in baseball history. Spahn spent the first 20 of his 21 major league seasons with the Boston and Milwaukee Braves. He holds franchise records for games started (635), innings pitched (5,046), wins (356) and shutouts (63). On baseball's all-time lists, he is sixth in shutouts and eighth in innings pitched. Famous for his fluid, high-kicking delivery, Spahn won 20 or more games 13 times, a National League record, leading the league on eight occasions. Spahn holds major league records for most seasons topping the league in wins and complete games along with most consecutive seasons leading in wins (5, 1957-61) and

complete games (7, 1957-63). Spahn won the 1957 Cy Young Award and was runner-up in 1958, 1960 and 1961. His 14 All-Star Game selections are the most all-time among pitchers. Spahn spun two no-hitters, defeating Philadelphia 4-0 on Sept. 16, 1960, and the San Francisco Giants 1-0 on April 28, 1961, both at County Stadium in Milwaukee. Spahn debuted with the Braves in 1942 and then served with distinction in the Army for three-plus years, being awarded a Purple Heart. "Spahnkie," who concluded his career with the New York Mets and Giants in 1965, was inducted into the National Baseball Hall of Fame in 1973 and into the Braves Hall of Fame in 1999.

## COMPLETE RECORD

Year	Club	W-L	ERA	G	GS	CG	SHO	SV	IP	H	R	ER	BB	SO
1940	Bradford	5-4	2.73	12	9	7	1	---	66.0	53	27	20	24	62
1941	Evansville	19-6	1.83	28	---	21	7	---	212.0	154	62	43	90	193
1942	Hartford	17-12	1.96	33	---	25	5	---	248.0	148	65	54	130	141
	Boston	0-0	5.74	4	2	1	0	0	15.2	25	15	10	11	7
1943-45				Military Service										
1946	Boston	8-5	2.94	24	16	8	0	1	125.2	107	46	41	36	67
1947	Boston	21-10	2.33	40	35	22	7	3	289.2	245	87	75	84	123
1948	Boston	15-12	3.71	36	35	16	3	1	257.0	237	115	106	77	114
1949	Boston	21-14	3.07	38	38	25	4	0	302.1	283	125	103	86	151
1950	Boston	21-17	3.16	41	39	25	1	1	293.0	248	123	103	111	191
1951	Boston	22-14	2.98	39	36	26	7	0	310.2	278	113	103	109	164
1952	Boston	14-19	2.98	40	35	19	5	3	290.0	263	109	96	73	183
1953	Milwaukee	23-7	2.10	35	32	24	5	3	265.2	211	75	62	70	148
1954	Milwaukee	21-12	3.14	39	34	23	1	3	283.1	262	107	99	86	136
1955	Milwaukee	17-14	3.26	39	32	16	1	1	245.2	249	99	89	65	110
1956	Milwaukee	20-11	2.78	39	35	20	3	3	281.1	249	92	87	52	128
1957	Milwaukee	21-11	2.69	39	35	18	4	3	271.0	241	94	81	78	111
1958	Milwaukee	22-11	3.07	38	36	23	2	1	290.0	257	106	99	76	150
1959	Milwaukee	21-15	2.96	40	36	21	4	0	292.0	282	106	96	70	143
1960	Milwaukee	21-10	3.50	40	33	18	4	2	267.2	254	114	104	74	154
1961	Milwaukee	21-13	3.02	38	34	21	4	0	262.2	236	96	88	64	115
1962	Milwaukee	18-14	3.04	34	34	22	0	0	269.1	248	97	91	55	118
1963	Milwaukee	23-7	2.60	33	33	22	7	0	259.2	241	85	75	49	102
1964	Milwaukee	6-13	5.29	38	25	4	1	4	173.2	204	110	102	52	78
1965	New York (NL)	4-12	4.36	20	19	5	0	0	126.0	140	70	61	35	56
	San Francisco	3-4	3.39	16	11	3	0	0	71.2	70	34	27	21	34
<b>Minor Totals</b>		<b>41-22</b>	<b>2.00</b>	<b>73</b>		<b>53</b>	<b>13</b>		<b>526.0</b>	<b>355</b>	<b>154</b>	<b>117</b>	<b>244</b>	<b>396</b>
<b>Braves Totals</b>		<b>356-229</b>	<b>3.05</b>	<b>714</b>	<b>635</b>	<b>374</b>	<b>63</b>	<b>29</b>	<b>5046.0</b>	<b>4620</b>	<b>1912</b>	<b>1710</b>	<b>1378</b>	<b>2493</b>
<b>Major Totals</b>		<b>363-245</b>	<b>3.09</b>	<b>750</b>	<b>665</b>	<b>382</b>	<b>63</b>	<b>29</b>	<b>5243.2</b>	<b>4830</b>	<b>2016</b>	<b>1798</b>	<b>1434</b>	<b>2583</b>

## WORLD SERIES RECORD

Year	Club, Opp	W-L	ERA	G	GS	CG	SHO	IP	H	R	ER	BB	SO
1948	Bos. vs. Cle.	1-1	3.00	3	2	0	0	12.0	10	4	4	3	12
1957	Mil. vs. NY	1-1	4.70	2	2	1	0	15.1	18	8	8	2	2
1958	Mil. vs. NY	2-1	2.20	3	3	2	1	28.2	19	7	7	8	18
<b>W.S. Totals</b>		<b>4-3</b>	<b>3.05</b>	<b>8</b>	<b>7</b>	<b>3</b>	<b>1</b>	<b>56.0</b>	<b>47</b>	<b>19</b>	<b>19</b>	<b>13</b>	<b>32</b>

# BRAVES AWARD WINNERS

## BWBAA AWARDS

### N.L. MOST VALUABLE PLAYER

1914*	Johnny Evers, 2b
1947	Bob Elliott, 3b
1957	Hank Aaron, of
1982	Dale Murphy, of
1983	Dale Murphy, of
1991	Terry Pendleton, 3b
1999	Chipper Jones, 3b
2020	Freddie Freeman, 1b

\*Prior to 1931, the League gave an award that reflected what the MVP is today.

### N.L. CY YOUNG

1957	Warren Spahn
1991	Tom Glavine
1993	Greg Maddux
1994	Greg Maddux
1995	Greg Maddux
1996	John Smoltz
1998	Tom Glavine

### N.L. ROOKIE OF THE YEAR

1948	Alvin Dark, ss
1950	Sam Jethroe, of
1971	Earl Williams, c
1978	Bob Horner, 3b
1990	David Justice, of
2000	Rafael Furcal, ss
2011	Craig Kimbrel, p
2018	Ronald Acuña Jr., of
2022	Michael Harris II, of

### N.L. MANAGER OF THE YEAR

1991	Bobby Cox
2004	Bobby Cox
2005	Bobby Cox
2018	Brian Snitker

## SPORTING NEWS

### PLAYER OF THE YEAR

1945	Tommy Holmes, of
1956	Hank Aaron, of
1982	Dale Murphy, of
1983	Dale Murphy, of
2005	Andruw Jones, of

### PITCHER OF THE YEAR

1948	Johnny Sain
1953	Warren Spahn
1957	Warren Spahn
1958	Warren Spahn
1961	Warren Spahn
1963	Warren Spahn
1991	Tom Glavine
1993	Greg Maddux
1994	Greg Maddux
1995	Greg Maddux
1996	John Smoltz
2000	Tom Glavine

## SPORTING NEWS, CONT.

### ROOKIE OF THE YEAR

1959	Carlton Willey, p
1971	Earl Williams, c
1978	Bob Horner, 3b
1982	Steve Bedrosian, p
1983	Craig McMurtry, p
1990	David Justice, of
1995	Chipper Jones, 3b
2000	Rafael Furcal, ss
2010	Jason Heyward, of
2011	Craig Kimbrel, p
2018	Ronald Acuña Jr., of
2022	Spencer Strider, rhp

### COMEBACK PLAYER OF THE YEAR

1973	Davey Johnson, 2b
1989	Lonnie Smith, of
1991	Terry Pendleton, 3b
2000	Andres Galarraga, 1b
2003	Javy Lopez, c
2010	Tim Hudson, p
2019	Josh Donaldson, 3b

### MANAGER OF THE YEAR

1937	Bill McKechnie (ML)
1991	Bobby Cox (NL)
1993	Bobby Cox (NL)
1999	Bobby Cox (NL)
2002	Bobby Cox (NL)
2003	Bobby Cox (NL)
2004	Bobby Cox (NL)
2005	Bobby Cox (NL)
2018	Brian Snitker (NL)
	[co-manager of the year with Craig Counsell]
2019	Brian Snitker (NL)

### EXECUTIVE OF THE YEAR

1953	Louis Perini
------	--------------

### MAJOR LEAGUE ALL-STAR TEAM

1928	Rogers Hornsby, 2b
1933	Wally Berger, of
1945	Tommy Holmes, of
1948	Bob Elliott, 3b
	Johnny Sain, p
1953	Warren Spahn, p
1955	Eddie Mathews, 3b
1956	Hank Aaron, of
1957	Red Schoendienst, 2b
	Eddie Mathews, 3b
1957	Warren Spahn, p
1958	Hank Aaron, of
	Del Crandall, c
	Warren Spahn, p
	Eddie Mathews, 3b
1959	Hank Aaron, of
	Eddie Mathews, 3b
	Del Crandall, c
	Warren Spahn, p

Team selected at the end of each season in a poll of players.

## SPORTING NEWS, CONT.

### N.L. ALL-STAR TEAM

1961	Frank Bolling, 2b
	Warren Spahn, p
1962	Del Crandall, c
1963	Hank Aaron, of
1964	Joe Torre, c
1965	Hank Aaron, of
	Joe Torre, c
1966	Felipe Alou, 1b
	Joe Torre, c
1967	Hank Aaron, of
1969	Hank Aaron, of
1970	Hank Aaron, of
1971	Hank Aaron, of
1973	Davey Johnson, 2b
	Darrell Evans, 3b
1976	Willie Montanez, 1b
1982	Dale Murphy, of
1983	Glenn Hubbard, 2b
	Dale Murphy, of
	Dale Murphy, of
1984	Dale Murphy, of
1985	Dale Murphy, of
1991	Tom Glavine, p
	Ron Gant, of
	Terry Pendleton, 3b
1992	Tom Glavine, p
	Steve Avery, p
1993	Greg Maddux, p
	David Justice, of
	Fred McGriff, 1b
1994	Greg Maddux, p
1995	Greg Maddux, p
1996	John Smoltz, p
1997	Jeff Blauser, ss
	Denny Neagle, p
1998	Tom Glavine, p
1999	Chipper Jones, 3b
2000	Tom Glavine, p
	Chipper Jones, 3b
	Greg Maddux, p
	Marcus Giles, 2b
2003	Javy Lopez, c
	Gary Sheffield, of
2004	J.D. Drew, of
	Johnny Estrada, c
2005	Andruw Jones, of
2006	Andruw Jones, of
	Brian McCann, c
2010	Brian McCann, c
	Martin Prado, 2b
2011	Craig Kimbrel, p
	Brian McCann, c
2014	Craig Kimbrel, p
	Justin Upton, of
2016	Freddie Freeman, 1b
2018	Freddie Freeman, 1b
2019	Freddie Freeman, 1b
	Ronald Acuña Jr., of
2020	Freddie Freeman, 1b
	Ronald Acuña Jr., of
	Marcell Ozuna, dh
2021	Freddie Freeman, 1b
	Ozzie Albies, 2b
2022	Michael Harris II, of

**AP**

**MANAGER OF THE YEAR**

- 1982 Joe Torre
- 1991 Bobby Cox

**LOUISVILLE SLUGGER**

**SILVER SLUGGER AWARD**

- 1982 Dale Murphy, of
- 1983 Dale Murphy, of
- 1984 Dale Murphy, of
- 1985 Dale Murphy, of
- 1991 Ron Gant, of
- Tom Glavine, p
- 1993 David Justice, of
- Fred McGriff, 1b
- 1995 Tom Glavine, p
- 1996 Tom Glavine, p
- 1997 Jeff Blauser, ss
- John Smoltz, p
- 1998 Tom Glavine, p
- 1999 Chipper Jones, 3b
- 2000 Chipper Jones, 3b
- 2003 Mike Hampton, p
- Javy Lopez, c
- Gary Sheffield, of
- 2004 Johnny Estrada, c
- 2005 Andruw Jones, of
- 2006 Brian McCann, c
- 2008 Brian McCann, c
- 2009 Brian McCann, c
- 2010 Brian McCann, c
- 2011 Brian McCann, c
- 2014 Justin Upton, of
- 2018 Nick Markakis, of
- 2019 Freddie Freeman, 1b
- Ozzie Albies, 2b
- Ronald Acuña Jr., of
- 2020 Freddie Freeman, 1b
- Travis d'Arnaud, c
- Ronald Acuña Jr., of
- Marcell Ozuna, dh
- 2021 Freddie Freeman, 1b
- Ozzie Albies, 2b
- Austin Riley, 3b
- Max Fried, p

Team selected at the end of each season in a poll of N.L. managers and coaches.

**WILSON**

**DEFENSIVE PLAYER OF THE YEAR**

- 2012 Michael Bourn, of
- 2013 Andrelton Simmons, ss
- 2014 Jason Heyward, rf
- Andrelton Simmons, ss
- 2015 Andrelton Simmons, ss
- 2018 Freddie Freeman, 1b
- 2019 Freddie Freeman, 1b

Given to one player at each position across the majors and is MLB's official defensive achievement award.

**RAWLINGS**

**GOLD GLOVE AWARD**

- 1958 Del Crandall, c
- Hank Aaron, of
- 1959 Del Crandall, c
- Hank Aaron, of
- 1960 Del Crandall, c
- Hank Aaron, of
- 1962 Del Crandall, c
- 1965 Joe Torre, c
- 1969 Felix Millan, 2b
- Clete Boyer, 3b
- 1972 Felix Millan, 2b
- 1978 Phil Niekro, p
- 1979 Phil Niekro, p
- 1980 Phil Niekro, p
- 1982 Phil Niekro, p
- 1983 Dale Murphy, of
- Phil Niekro, p
- 1984 Dale Murphy, of
- 1985 Dale Murphy, of
- 1986 Dale Murphy, of
- 1992 Terry Pendleton, 3b
- 1993 Greg Maddux, p
- 1994 Greg Maddux, p
- 1995 Greg Maddux, p
- Marquis Grissom, of
- 1996 Greg Maddux, of
- Marquis Grissom, of
- 1997 Greg Maddux, p
- 1998 Greg Maddux, p
- Andruw Jones, of
- 1999 Greg Maddux, p
- Andruw Jones, of
- 2000 Greg Maddux, p
- Andruw Jones, of
- 2001 Greg Maddux, p
- Andruw Jones, of
- 2002 Greg Maddux, p
- Andruw Jones, of
- 2003 Mike Hampton, p
- Andruw Jones, of
- 2004 Andruw Jones, of
- 2005 Andruw Jones, of
- 2006 Andruw Jones, of
- 2007 Jeff Francoeur, of
- Andruw Jones, of
- 2012 Jason Heyward, of
- 2013 Andrelton Simmons, ss\*\*
- 2014 Jason Heyward, of
- Andrelton Simmons, ss
- 2016 Ender Inciarte, of
- 2017 Ender Inciarte, of
- 2018 Freddie Freeman, 1b
- Ender Inciarte, of
- Nick Markakis, of
- 2020 Max Fried, p
- 2021 Max Fried, p
- Adam Duvall, of
- 2022 Dansby Swanson, ss
- Max Fried, p

Selected in a poll of N.L. managers and coaches

\*\*Platinum Glove winner - One player from each league chosen at the end the season as the best overall fielder

**TOPPS**

**ROOKIE ALL-STAR TEAM**

- 1961 Joe Torre, c
- 1964 Rico Carty, of
- 1969 Bob Didier, c
- 1971 Earl Williams, c
- 1976 Jerry Royster, 3b
- 1978 Bob Horner, 3b
- 1981 Rufino Linares, of
- 1986 Andres Thomas, ss
- 1988 Ron Gant, 2b
- 1990 David Justice, of
- 1993 Greg McMichael, rhp
- 1994 Javy Lopez, c
- Jose Oliva, 3b
- Ryan Klesko, of
- 1995 Chipper Jones, 3b
- 1996 Jermaine Dye, of
- 1997 Andruw Jones, of
- 2000 Rafael Furcal, ss
- 2002 Damian Moss, lhp
- 2004 Adam LaRoche, 1b
- 2005 Jeff Francoeur, of
- Brian McCann, c
- 2009 Tommy Hanson, rhp
- 2010 Jason Heyward, of
- 2011 Craig Kimbrel, rhp
- 2018 Ronald Acuña Jr., of
- A.J. Minter, lhp
- 2019 Mike Soroka, rhp
- 2022 Michael Harris II, of
- Spencer Strider, rhp

**BASEBALL DIGEST**

**ROOKIE ALL-STAR TEAM**

- 1971 Earl Williams, c
- 1978 Bob Horner, 3b
- 1982 Steve Bedrosian, rp
- 1983 Craig McMurttry, sp
- 1988 Ron Gant, 2b
- 1990 David Justice, of
- 1994 Javy Lopez, c
- 1995 Chipper Jones, 3b
- Brad Clontz, rp
- 1996 Jermaine Dye, of
- 1997 Andruw Jones, of
- 1998 Kerry Ligtenberg, rp
- 2000 Rafael Furcal, ss
- 2002 Damian Moss, sp
- 2003 Horacio Ramirez, sp
- 2004 Adam LaRoche, 1b
- 2005 Jeff Francoeur, of
- 2008 Jair Jurrjens, sp
- 2010 Jason Heyward, of
- 2011 Freddie Freeman, 1b
- Craig Kimbrel, cl
- Evan Gattis, c
- 2013 Julio Teheran, sp
- 2022 Michael Harris II, of
- Spencer Strider, rhp

**ROOKIE OF THE YEAR**

- 1983 Craig McMurttry, rhp
- 1990 David Justice, of
- 2000 Rafael Furcal, ss
- 2011 Craig Kimbrel, rhp
- 2018 Ronald Acuña Jr., of
- 2022 Michael Harris II, of

# BRAVES AWARD WINNERS

## PLAYERS CHOICE AWARDS

### PLAYER OF THE YEAR

2005 Andruw Jones, of  
2020 Freddie Freeman, 1b

### MARVIN MILLER MAN OF THE YEAR

2002 John Smoltz, p  
2003 John Smoltz, p  
2012 Chipper Jones, 3b

### NL OUTSTANDING PLAYER

1999 Chipper Jones, 3b  
2005 Andruw Jones, of  
2020 Freddie Freeman, 1b

### NL OUTSTANDING PITCHER

1994 Greg Maddux, rhp  
1995 Greg Maddux, rhp  
1996 John Smoltz, rhp  
1998 Greg Maddux, rhp

### NL OUTSTANDING ROOKIE

1995 Chipper Jones, 3b  
2000 Rafael Furcal, ss  
2011 Craig Kimbrel, p  
2018 Ronald Acuña Jr., of  
2022 Michael Harris II, of

### NL COMEBACK PLAYER

2000 Andrés Galarraga, 1b  
2002 John Smoltz, p  
2010 Tim Hudson, p  
2022 Ronald Acuña Jr., of

## HANK AARON AWARD

2005 Andruw Jones, of  
2020 Freddie Freeman, 1b

## ROBERTO CLEMENTE AWARD

1988 Dale Murphy, of  
2005 John Smoltz, p

## COMEBACK PLAYER OF THE YEAR

2010 Tim Hudson, p  
2018 Jonny Venters, p

## N.L. PLAYER OF THE MONTH

May 1959 Hank Aaron  
September 1959 Eddie Mathews  
May 1965 Joe Torre  
June 1967 Hank Aaron  
May 1970 Rico Carty  
August 1973 Davey Johnson  
May 1974 Ralph Garr  
July 1980 Bob Horner  
August 1980 Dale Murphy  
April 1982 Dale Murphy  
September 1982 Claudell Washington  
September 1983 Dale Murphy  
September 1984 Dale Murphy  
April 1985 Dale Murphy  
August 1986 Dale Murphy  
August 1990 David Justice

## N.L. PLAYER OF THE MONTH, CONT.

April 1991 David Justice  
July 1993 Fred McGriff  
June 2005 Andruw Jones  
August 2005 Andruw Jones  
August 2007 Mark Teixeira  
May 2010 Troy Glaus  
August 2011 Dan Uggla  
April 2013 Justin Upton  
September 2016 Freddie Freeman  
September 2020 Freddie Freeman  
April 2021 Ronald Acuña Jr.  
July 2022 Austin Riley

## N.L. PITCHER OF THE MONTH

July 1958 Joey Jay  
August 1958 Lew Burdette  
August 1960 Warren Spahn  
August 1961 Warren Spahn  
June 1974 Buzz Capra  
June 1976 Andy Messersmith  
August 1981 Rick Camp  
April 1983 Pascual Pérez  
April 1991 Tom Glavine  
July 1992 Tom Glavine  
August 1993 Greg Maddux  
July 1995 Greg Maddux  
September 1995 Greg Maddux  
April 1996 John Smoltz  
May 1996 John Smoltz  
April 1997 Tom Glavine  
April 1998 Tom Glavine  
June 1998 Greg Maddux  
April 1999 John Smoltz  
August 1999 Greg Maddux  
September 2000 Greg Maddux  
June 2001 Greg Maddux  
July 2001 Greg Maddux  
July 2004 Russ Ortiz  
September 2009 Jair Jurrjens  
August 2010 Tim Hudson  
September 2010 Derek Lowe  
May 2011 Jair Jurrjens  
August 2012 Kris Medlen  
September 2012 Kris Medlen  
September 2013 Kris Medlen  
September 2021 Max Fried

## N.L. ROOKIE OF THE MONTH

June 2008 Jair Jurrjens  
June 2009 Tommy Hanson  
April 2010 Jason Heyward  
May 2010 Jason Heyward  
June 2011 Craig Kimbrel  
July 2011 Freddie Freeman  
August 2011 Craig Kimbrel  
June 2012 Andrelton Simmons  
April 2013 Evan Gattis  
May 2013 Evan Gattis  
August 2018 Ronald Acuña Jr.  
May 2019 Austin Riley  
June 2022 Michael Harris II  
July 2022 Spencer Strider  
August 2022 Michael Harris II  
September 2022 Michael Harris II

**Note:** MLB Awards selected each month by vote of N.L. media. Rookie of the Month voting began in 2001.





# BRAVES PITCHING FEATS

## 20-GAME WINNERS

(SINCE 1900, BY MOST WINS)

1902	Togie Pittinger	27-16
1902	Vic Willis	27-20
1914	Bill James	26-7
1914	Dick Rudolph	26-10
1996	John Smoltz	24-8
1965	Tony Cloninger	24-11
1948	Johnny Sain	24-15
1953	Warren Spahn	23-7
1963	Warren Spahn	23-7
1969	Phil Niekro	23-13
1993	Tom Glavine	22-6
1958	Warren Spahn	22-11
1951	Warren Spahn	22-14
1915	Dick Rudolph	22-19
2022	Kyle Wright	21-5
2003	Russ Ortiz	21-7
2000	Tom Glavine	21-9
1947	Warren Spahn	21-10
1960	Warren Spahn	21-10
1957	Warren Spahn	21-11
1947	Johnny Sain	21-12
1954	Warren Spahn	21-12
1961	Warren Spahn	21-13
1949	Warren Spahn	21-14
1959	Lew Burdette	21-15
1959	Warren Spahn	21-15
1950	Warren Spahn	21-17
1979	Phil Niekro	21-20
1997	Denny Neagle	20-5
1998	Tom Glavine	20-6
1992	Tom Glavine	20-8
1933	Ben Cantwell	20-10
1937	Lou Fette	20-10
1958	Lew Burdette	20-10
1993	Greg Maddux	20-10
1937	Jim Turner	20-11
1956	Warren Spahn	20-11
1991	Tom Glavine	20-11
1950	Johnny Sain	20-13
1974	Phil Niekro	20-13
1900	Bill Dineen	20-14
1921	Joe Oeschger	20-14
1946	Johnny Sain	20-14
1901	Vic Willis	20-17
1905	Irv Young	20-21

## N.L. WIN LEADERS

(BY YEAR)

1877	Tommy Bond	40
1878	Tommy Bond	40
1888	John Clarkson	33
1889	John Clarkson	49
1897	Kid Nichols	31
1898	Kid Nichols	32
1914	Dick Rudolph (Tie)	27
1948	Johnny Sain	24
1949	Warren Spahn	21
1950	Warren Spahn	20
1953	Warren Spahn (Tie)	23
1957	Warren Spahn	21
1958	Warren Spahn (Tie)	22
1959	Warren Spahn (Tie)	21
1960	Warren Spahn (Tie)	21
1961	Warren Spahn (Tie)	21
1974	Phil Niekro (Tie)	20
1979	Phil Niekro (Tie)	21
1991	Tom Glavine (Tie)	20
1992	Tom Glavine (Tie)	20
1993	Tom Glavine (Tie)	22
1994	Greg Maddux (Tie)	16
1995	Greg Maddux	19
1996	John Smoltz	24
1997	Denny Neagle	20
1998	Tom Glavine	20
2000	Tom Glavine	21
2003	Russ Ortiz	21
2006	John Smoltz (Tie)	16
2022	Kyle Wright	21

## N.L. STRIKEOUT LEADERS

(BY YEAR)

1877	Tommy Bond	170
1878	Tommy Bond	182
1883	Jim Whitney	345
1889	John Clarkson	284
1902	Vic Willis	225
1949	Warren Spahn	151
1950	Warren Spahn	191
1951	Warren Spahn (Tie)	164
1952	Warren Spahn	183
1977	Phil Niekro	262
1992	John Smoltz	215
1996	John Smoltz	276

## N.L. ERA LEADERS

(BY YEAR)

1879	Tommy Bond	1.96
1899	John Clarkson	2.73
1937	Jim Turner	2.38
1947	Warren Spahn	2.33
1951	Chet Nichols	2.88
1953	Warren Spahn	2.10
1956	Lew Burdette	2.71
1961	Warren Spahn	3.01
1967	Phil Niekro	1.87
1974	Buzz Capra	2.28
1993	Greg Maddux	2.36
1994	Greg Maddux	1.56
1995	Greg Maddux	1.63
1998	Greg Maddux	2.22

## 12 CONSECUTIVE WINS

14	John Smoltz	1996
13	Charlie Buffinton	1884
13	Tom Glavine	1992
12	Dick Rudolph	1914

## TOP WINNING PERCENTAGE

Below are the top career winning percentages by a pitcher in franchise history.  
(since 1900, minimum 100 decisions)

### RIGHT-HANDERS

Pitcher	Years	Won-Lost	Pct.
1. Greg Maddux	1993-2003	194-88	.688
2. Kevin Millwood	1997-2002	75-46	.620
3. Tim Hudson	2005-13	113-72	.611
4. Bob Buhl	1953-62	109-72	.602
5. Lew Burdette	1951-63	179-120	.599

### LEFT-HANDERS

Pitcher	Years	Won-Lost	Pct.
1. Tom Glavine	1987-2002, '08	244-147	.624
2. Warren Spahn	1942-64	356-229	.609
3. Steve Avery	1990-96	72-62	.537
4. George "Lefty" Tyler	1910-17	92-92	.500
5. Denny Lemaster	1962-67	58-59	.496

## BRAVES NO-HITTERS

Date	Pitcher/Opponent	D/N	Score
8/6/1892	Jack Stivetts vs. Brooklyn	Day	11-0
8/7/1899	Vic Willis vs. Washington	Day	7-1
5/8/1907	Frank Pfeffer vs. Cincinnati	Day	6-0
9/9/1914 [2]	George Davis vs. Philadelphia	Day	7-0
6/16/1916	Tom Hughes vs. Pittsburgh	Day	2-0
4/27/1944	Jim Tobin vs. Brooklyn	Day	2-0
8/11/1950	Vern Bickford vs. Brooklyn	Night	7-0
6/12/1954	Jim Wilson vs. Philadelphia	Day	2-0
8/18/1960	Lew Burdette vs. Philadelphia	Night	1-0
9/16/1960	Warren Spahn vs. Philadelphia	Night	4-0
4/28/1961	Warren Spahn vs. San Francisco	Night	1-0
8/5/1973	Phil Niekro vs. San Diego	Day	9-0
9/11/1991	Kent Mercker, Mark Wohlers, Alejandro Pena vs. San Diego	Night	1-0
4/8/1994	Kent Mercker at Los Angeles	Night	6-0

## NO-HIT GAMES VS. BRAVES

Date	Pitcher/Opponent	D/N	Score
8/19/1880	Larry Corcoran, at Chicago	Day	6-0
4/22/1898	Jim Hughes, at Baltimore	Day	8-0
7/8/1898	Red Donahue, at Philadelphia	Day	5-0
9/5/1908 [2]	Nap Rucker, at Brooklyn	Day	6-0
7/17/1924	Jesse Haines, at St. Louis	Day	5-0
6/11/1938	Johnny Vander Meer, at Cincinnati	Day	3-0
5/15/1944	Clyde Shoun, at Cincinnati	Day	1-0
4/23/1946	Ed Head, at Brooklyn	Day	5-0
6/18/1947	Ewell Blackwell, at Cincinnati	Night	6-0
5/6/1951 [2]	Cliff Chambers, vs. Pittsburgh (at Boston)	Day	3-0
6/18/1967	Don Wilson, at Houston	Day	2-0
8/18/1969	Ken Holtzman, at Chicago	Day	3-0
9/29/1976	John Montefusco, San Francisco (at Atlanta)	Day	9-0
4/7/1979	Ken Forsch, at Houston	Day	6-0
5/18/2004	Randy Johnson, Arizona (at Atlanta) - perfect game	Night	2-0
4/17/2010	Ubaldo Jimenez, Colorado (at Atlanta)	Night	4-0
9/1/2014	Cole Hamels, Jake Diekman, Ken Giles, Jonathan Papelbon, Phila. (at Atlanta)	Day	7-0

## BEST PITCHING STARTS

In research dating back to 1900, the Elias Sports Bureau found the following Braves who started a season with a record of at least 6-0.

Pitcher	Start	Year	Notes
Ed Brandt	8-0	1931	In consecutive starts, all complete games.
Warren Spahn	8-0	1947	Covered eight starts plus a no-decision in relief.
Jim Wilson	8-0	1954	In eight consecutive starts.
Lew Burdette	7-0	1953	In 19 games, no starts
Larry McWilliams	7-0	1978	Was called up from minors on July 17;
Rick Mahler	7-0	1985	In seven consecutive starts.
*Pete Smith	7-0	1992	Covered 11 starts and 1 relief appearance.
Tom Glavine	7-0	1993	In 10 starts.
Denny Neagle	7-0	1997	In 10 starts.
Mike Remlinger	7-0	2002	All in relief (57 games).
Oscar Villarreal	7-0	2006	All in relief (31 games).
*Max Fried	7-0	2020	Over 11 starts in 60-game 2020 season
George Stone	6-0	1969	In 13 games with three wins as a starter.
Ron Reed	6-0	1968	In nine games, six starts, with all the wins as a starter.
Warren Spahn	6-0	1958	In seven starts.
Max Surkont	6-0	1953	In eight games, seven starts, with all wins as a starter.
Huck Betts	6-0	1932	In 10 games, eight starts, with five wins as a starter.
Frank Miller	6-0	1922	In 10 games, six starts, with five wins as a starter.

\*Finished the season with a perfect record

# ATLANTA PITCHING – CAREER TOP 10

## GAMES

John Smoltz	708
Phil Niekro	689
Gene Garber	557
Tom Glavine	518
Rick Camp	414
Mark Wohlers	388
Greg Maddux	363
Peter Moylan	356
Eric O’Flaherty	356
Steve Bedrosian	350

## INNINGS PITCHED

Phil Niekro	4533.0
Tom Glavine	3408.0
John Smoltz	3395.0
Greg Maddux	2526.2
Tim Hudson	1573.0
Rick Mahler	1558.2
Ron Reed	1419.2
Julio Teheran	1360.0
Pat Jarvis	1244.2
Steve Avery	1222.1

## WINS

Phil Niekro	266
Tom Glavine	244
John Smoltz	210
Greg Maddux	194
Tim Hudson	113
Pat Jarvis	83
Ron Reed	80
Rick Mahler	79
Julio Teheran	77
Kevin Millwood	75

## ERA (1,000 IP)

Greg Maddux	2.63
Phil Niekro	3.20
John Smoltz	3.26
Tom Glavine	3.41
Tim Hudson	3.56
Pat Jarvis	3.59
Julio Teheran	3.67
Kevin Millwood	3.73
Ron Reed	3.74
Steve Avery	3.83

## GAMES STARTED

Phil Niekro	594
Tom Glavine	518
John Smoltz	466
Greg Maddux	363
Tim Hudson	243
Julio Teheran	226
Rick Mahler	218
Ron Reed	203
Steve Avery	201
Pat Jarvis	169

## COMPLETE GAMES

Phil Niekro	226
Greg Maddux	61
John Smoltz	53
Tom Glavine	52
Ron Reed	47
Pat Jarvis	42
Rick Mahler	36
Carl Morton	29
George Stone	20
Ken Johnson	18
Denny Lemaster	18

## SHUTOUTS

Phil Niekro	43
Tom Glavine	22
Greg Maddux	21
John Smoltz	16
Pat Jarvis	8
Carl Morton	8
Dick Ruthven	7
Steve Avery	6
Rick Mahler	6
Denny Neagle	6
Ron Reed	6
Zane Smith	6

## SAVES

Craig Kimbrel	186
John Smoltz	154
Gene Garber	141
Mark Wohlers	112
John Rocker	83
Cecil Upshaw	78
Rick Camp	57
Mike Stanton	55
Jim Johnson	51
Arolys Vizcaino	50

## STRIKEOUTS

John Smoltz	3011
Phil Niekro	2855
Tom Glavine	2091
Greg Maddux	1828
Julio Teheran	1184
Tim Hudson	997
Kevin Millwood	840
Steve Avery	815
Ron Reed	778
Rick Mahler	765

## WALKS

Phil Niekro	1425
Tom Glavine	1177
John Smoltz	992
Rick Mahler	501
Tim Hudson	464
Julio Teheran	458
Greg Maddux	383
Steve Avery	371
Zane Smith	366
Pat Jarvis	364

## LOSSES

Phil Niekro	227
Tom Glavine	147
John Smoltz	147
Rick Mahler	89
Greg Maddux	88
Ron Reed	88
Gene Garber	73
Julio Teheran	73
Tim Hudson	72
Pat Jarvis	72

## HITS ALLOWED

Phil Niekro	4136
Tom Glavine	3241
John Smoltz	2979
Greg Maddux	2273
Rick Mahler	1656
Tim Hudson	1490
Ron Reed	1424
Julio Teheran	1189
Steve Avery	1180
Pat Jarvis	1143

# FRANCHISE PITCHING – CAREER TOP 10

## GAMES

Phil Niekro	740
Warren Spahn	714
John Smoltz	708
Kid Nichols	557
Gene Garber	557
Tom Glavine	518
Lew Burdette	468
Rick Camp	414
Mark Wohlers	388
Greg Maddux	363

## INNINGS PITCHED

Warren Spahn	5046.0
Phil Niekro	4622.2
Kid Nichols	4538.0
Tom Glavine	3408.0
John Smoltz	3395.0
Lew Burdette	2638.0
Vic Willis	2575.0
Greg Maddux	2526.2
Jim Whitney	2263.2
Tommy Bond	2127.1

## WINS

Warren Spahn	356
Kid Nichols	328
Phil Niekro	268
Tom Glavine	244
John Smoltz	210
Greg Maddux	194
Lew Burdette	179
Vic Willis	151
John Clarkson	150
Tommy Bond	149

## ERA (1,000 IP, SINCE 1900)

Dick Rudolph	2.62
Greg Maddux	2.63
Vic Willis	2.88
Warren Spahn	3.05
Lefty Tyler	3.06
Jesse Barnes	3.07
Togie Pittenge	3.08
Irv Young	3.15
Phil Niekro	3.20
John Smoltz	3.26

## GAMES STARTED

Warren Spahn	635
Phil Niekro	595
Tom Glavine	518
Kid Nichols	502
John Smoltz	466
Greg Maddux	363
Lew Burdette	330
Vic Willis	302
Jim Whitney	254
Tim Hudson	243

## COMPLETE GAMES

Kid Nichols	477
Warren Spahn	374
Vic Willis	268
Jim Whitney	242
John Clarkson	226
Phil Niekro	226
Tommy Bond	225
Jack Stivetts	176
Dick Rudolph	171
Charlie Buffinton	166

## SHUTOUTS

Warren Spahn	63
Kid Nichols	44
Phil Niekro	43
Lew Burdette	30
Tommy Bond	29
Dick Rudolph	27
Vic Willis	26
Tom Glavine	22
Lefty Tyler	22
Greg Maddux	21

## SAVES

Craig Kimbrel	186
John Smoltz	154
Gene Garber	141
Mark Wohlers	112
John Rocker	83
Cecil Upshaw	78
Rick Camp	57
Mike Stanton	55
Jim Johnson	51
Don McMahon	50
Arolys Vizcaino	50

## STRIKEOUTS

John Smoltz	3011
Phil Niekro	2912
Warren Spahn	2493
Tom Glavine	2091
Greg Maddux	1828
Kid Nichols	1672
Julio Teheran	1184
Vic Willis	1161
Jim Whitney	1157
Tim Hudson	997

## WALKS

Phil Niekro	1458
Warren Spahn	1378
Tom Glavine	1177
Kid Nichols	1159
John Smoltz	992
Vic Willis	854
Bob Buhl	782
Lefty Tyler	678
John Clarkson	676
Jack Stivetts	651

## LOSSES

Phil Niekro	230
Warren Spahn	229
Kid Nichols	180
Vic Willis	149
Tom Glavine	147
John Smoltz	147
Jim Whitney	121
Lew Burdette	120
Bob Smith	120
Ed Brandt	119

## HITS ALLOWED

Warren Spahn	4620
Kid Nichols	4434
Phil Niekro	4224
Tom Glavine	3241
John Smoltz	2979
Lew Burdette	2698
Vic Willis	2386
Greg Maddux	2273
Tommy Bond	2243
Jim Whitney	2219

# ATLANTA PITCHING – SINGLE-SEASON TOP 10

## GAMES

87..... Peter Moylan ..... 2009  
 85..... Peter Moylan ..... 2010  
 85..... Jonny Venters ..... 2011  
 84..... Chris Reitsma ..... 2004  
 83..... Will Ohman ..... 2008  
 81..... Brad Clontz ..... 1996  
 80..... Ray King ..... 2003  
 80..... Peter Moylan ..... 2007  
 80..... Mike Gonzalez..... 2009  
 79..... Antonio Alfonseca. 2004  
 79..... Jonny Venters ..... 2010  
 79..... Craig Kimbrel..... 2011

## INNINGS PITCHED

342.0 .. Phil Niekro ..... 1979  
 334.1... Phil Niekro..... 1978  
 330.1... Phil Niekro ..... 1977  
 302.1... Phil Niekro ..... 1974  
 284.1... Phil Niekro ..... 1969  
 282.1... Phil Niekro ..... 1972  
 277.2... Carl Morton..... 1975  
 275.2... Phil Niekro ..... 1975  
 275.0 .. Phil Niekro ..... 1980  
 274.2 .. Carl Morton..... 1974

## WINS

24..... John Smoltz ..... 1996  
 23..... Phil Niekro ..... 1969  
 22..... Tom Glavine ..... 1993  
 21..... Phil Niekro ..... 1979  
 21..... Tom Glavine ..... 2000  
 21..... Russ Ortiz ..... 2003  
**21..... Kyle Wright ..... 2022**  
 20..... Six times

## ERA (QUALIFIED)

1.56..... Greg Maddux..... 1994  
 1.63..... Greg Maddux..... 1995  
 1.87..... Phil Niekro ..... 1967  
 2.20..... Greg Maddux..... 1997  
 2.22..... Greg Maddux..... 1998  
 2.28..... Buzz Capra..... 1974  
 2.36..... Greg Maddux..... 1993  
 2.38..... Phil Niekro ..... 1974  
 2.47..... Tom Glavine ..... 1998  
**2.48 .... Max Fried..... 2022**

## GAMES STARTED

44..... Phil Niekro..... 1979  
 43..... Phil Niekro..... 1977  
 42..... Phil Niekro..... 1978  
 39..... Phil Niekro..... 1974  
 39..... Carl Morton..... 1975  
 39..... Rick Mahler ..... 1985  
 39..... Rick Mahler ..... 1986  
 38..... Tony Cloninger... 1966  
 38..... Carl Morton..... 1974  
 38..... Phil Niekro..... 1980

## COMPLETE GAMES

23..... Phil Niekro..... 1979  
 22..... Phil Niekro..... 1978  
 21..... Phil Niekro..... 1969  
 20..... Phil Niekro..... 1977  
 18..... Phil Niekro..... 1974  
 18..... Phil Niekro..... 1971  
 17..... Phil Niekro..... 1972  
 15..... Phil Niekro..... 1968  
 14..... Pat Jarvis ..... 1968  
 13..... Phil Niekro..... 1975

## SHUTOUTS

6..... Phil Niekro..... 1974  
 5..... Phil Niekro..... 1968  
 5..... Buzz Capra..... 1974  
 5..... Tom Glavine ..... 1992  
 5..... Greg Maddux..... 1998  
 4..... Phil Niekro..... 1969  
 4..... Phil Niekro..... 1971  
 4..... Carl Morton..... 1973  
 4..... Dick Ruthven ..... 1976  
 4..... Phil Niekro..... 1978  
 4..... Tom Glavine ..... 1989  
 4..... Denny Neagle..... 1997

## SAVES

55..... John Smoltz ..... 2002  
 50..... Craig Kimbrel..... 2013  
 47..... Craig Kimbrel..... 2014  
 46..... Craig Kimbrel..... 2011  
 45..... John Smoltz ..... 2003  
 44..... John Smoltz ..... 2004  
 42..... Craig Kimbrel..... 2012  
 41..... Kenley Jansen ..... 2022  
 39..... Mark Wohlers..... 1996  
 38..... John Rocker ..... 1999

## STRIKEOUTS

276..... John Smoltz ..... 1996  
 262..... Phil Niekro..... 1977  
 248..... Phil Niekro..... 1978  
 241..... John Smoltz ..... 1997  
 238..... Javier Vazquez ..... 2009  
**216..... Charlie Morton.... 2021**  
 215..... John Smoltz ..... 1992  
 211..... John Smoltz ..... 2006  
 208..... Phil Niekro..... 1979  
 208..... John Smoltz ..... 1993

## WALKS

164..... Phil Niekro..... 1977  
 116..... Tony Cloninger... 1966  
 113..... Phil Niekro..... 1979  
 112..... Russ Ortiz ..... 2004  
 111..... Steve Bedrosian ... 1985  
 105..... Phil Niekro..... 1983  
 105..... Zane Smith ..... 1986  
 102..... Phil Niekro..... 1978  
 102..... Craig McMurtry ... 1984  
 102..... David Palmer ..... 1986  
 102..... Russ Ortiz ..... 2003

## LOSSES

20..... Phil Niekro..... 1977  
 20..... Phil Niekro..... 1979  
 18..... Phil Niekro..... 1970  
 18..... Phil Niekro..... 1978  
 18..... Phil Niekro..... 1980  
 18..... Rick Mahler ..... 1986  
 17..... Dick Ruthven ..... 1976  
 17..... Craig McMurtry ... 1984  
 17..... Tom Glavine ..... 1988  
 17..... Derek Lowe ..... 2011  
 17..... Shelby Miller ..... 2015

## HITS ALLOWED

315..... Phil Niekro..... 1977  
 311..... Phil Niekro..... 1979  
 302..... Carl Morton..... 1975  
 295..... Phil Niekro..... 1978  
 293..... Carl Morton..... 1974  
 285..... Phil Niekro..... 1975  
 283..... Rick Mahler ..... 1986  
 279..... Rick Mahler ..... 1988  
 272..... Rick Mahler ..... 1985  
 259..... Tom Glavine ..... 1999

# FRANCHISE PITCHING – SINGLE-SEASON TOP 10

SINCE 1900

## GAMES

87.....	Peter Moylan	2009
85.....	Peter Moylan	2010
85.....	Jonny Venters	2011
84.....	Chris Reitsma	2004
83.....	Will Ohman	2008
81.....	Brad Clontz	1996
80.....	Ray King	2003
80.....	Peter Moylan	2007
80.....	Mike Gonzalez	2009
79.....	Antonio Alfonseca	2004
79.....	Jonny Venters	2010
79.....	Craig Kimbrel	2011

## INNINGS PITCHED

410.0 ..	Vic Willis	1902
389.1...	Togie Pittinger	1902
378.0 ..	Irv Young	1905
358.1...	Irv Young	1906
351.2...	Togie Pittinger	1903
350.0 ..	Vic Willis	1904
342.0 ..	Vic Willis	1905
342.0 ..	Phil Niekro	1979
341.1...	Dick Rudolph	1915
336.1...	Dick Rudolph	1914

## WINS

27.....	Togie Pittinger	1902
27.....	Vic Willis	1902
26.....	Bill James	1914
26.....	Dick Rudolph	1914
24.....	Johnny Sain	1948
24.....	Tony Cloninger	1965
24.....	John Smoltz	1996
23.....	Warren Spahn	1953
23.....	Warren Spahn	1963
23.....	Phil Niekro	1969

## ERA (QUALIFIED)

1.56.....	Greg Maddux	1994
1.63.....	Greg Maddux	1995
1.87.....	Phil Niekro	1967
1.90.....	Bill James	1914
2.02 .....	Lefty Tyler	1916
2.08 .....	Pat Ragan	1916
2.10.....	Warren Spahn	1953
2.12.....	Tom Hughes	1915
2.16.....	Art Nehf	1917
2.16.....	Dick Rudolph	1916

## GAMES STARTED

46.....	Vic Willis	1902
44.....	Phil Niekro	1979
43.....	Vic Willis	1904
43.....	Dick Rudolph	1915
43.....	Phil Niekro	1977
42.....	Irv Young	1905
42.....	Phil Niekro	1978
41.....	Vic Willis	1905
41.....	Irv Young	1906
40.....	Togie Pittinger	1902

## COMPLETE GAMES

45.....	Vic Willis	1902
41.....	Irv Young	1905
39.....	Vic Willis	1904
37.....	Irv Young	1906
36.....	Togie Pittinger	1902
36.....	Vic Willis	1905
35.....	Togie Pittinger	1903
35.....	Togie Pittinger	1904
35.....	Chick Fraser	1905
33.....	Four tied	

## SHUTOUTS

7.....	Togie Pittinger	1902
7.....	Irv Young	1905
7.....	Warren Spahn	1947
7.....	Warren Spahn	1951
7.....	Warren Spahn	1963
6.....	Seven tied	

## SAVES

55.....	John Smoltz	2002
50.....	Craig Kimbrel	2013
47.....	Craig Kimbrel	2014
46.....	Craig Kimbrel	2011
45.....	John Smoltz	2003
44.....	John Smoltz	2004
42.....	Craig Kimbrel	2012
41.....	Kenley Jansen	2022
39.....	Mark Wohlers	1996
38.....	John Rocker	1999

## STRIKEOUTS

276.....	John Smoltz	1996
262.....	Phil Niekro	1977
248.....	Phil Niekro	1978
241.....	John Smoltz	1997
238.....	Javier Vazquez	2009
225.....	Vic Willis	1902
<b>216.....</b>	<b>Charlie Morton</b>	<b>2021</b>
215.....	John Smoltz	1992
211.....	Tony Cloninger	1965
211.....	John Smoltz	2006

## WALKS

164.....	Phil Niekro	1977
149.....	Chick Fraser	1905
144.....	Togie Pittinger	1904
143.....	Togie Pittinger	1903
128.....	Togie Pittinger	1902
126.....	Lefty Tyler	1912
124.....	Cliff Curtis	1910
122.....	Vern Bickford	1950
121.....	Al Mattern	1910
121.....	Bob Buhl	1957

## LOSSES

29.....	Vic Willis	1905
25.....	Vic Willis	1904
25.....	Irv Young	1906
25.....	Gus Dorner	1906
25.....	Ben Cantwell	1935
24.....	Cliff Curtis	1910
23.....	Kaiser Wilhelm	1905
23.....	Vive Lindaman	1906
23.....	Buster Brown	1910
23.....	George Ferguson	1909
23.....	Irv Young	1907

## HITS ALLOWED

396.....	Togie Pittinger	1903
372.....	Vic Willis	1902
360.....	Togie Pittinger	1902
357.....	Vic Willis	1904
349.....	Irv Young	1906
340.....	Vic Willis	1905
337.....	Irv Young	1905
322.....	Al Mattern	1909
320.....	Chick Fraser	1905
316.....	Kaiser Wilhelm	1904

# ATLANTA YEAR-BY-YEAR TEAM PITCHING TOTALS

Year	W-L	ERA	G	CG	SHO	SV	IP	H	R	ER	HR	BB	SO
1966	85-77	3.68	163	37	10	36	1469.0	1430	683	601	129	485	884
1967	77-85	3.47	162	36	5	32	1454.0	1377	640	561	118	449	862
1968	81-81	2.92	163	44	16	29	1474.0	1320	549	478	87	362	871
1969	93-69	3.53	162	38	7	42	1445.0	1334	631	566	144	438	893
1970	76-86	4.33	162	45	9	24	1431.0	1451	772	688	185	478	960
1971	82-80	3.75	162	40	11	31	1475.0	1528	699	614	152	485	823
1972	70-84	4.27	155	40	4	27	1377.0	1412	730	654	155	512	732
1973	76-85	4.25	162	34	9	35	1462.0	1467	774	690	144	575	803
1974	88-74	3.05	163	46	21	22	1476.0	1343	563	501	97	488	772
1975	67-94	3.91	161	32	4	24	1430.0	1543	739	624	101	519	669
1976	70-92	3.86	162	33	13	27	1438.0	1435	700	617	86	564	818
1977	61-101	4.85	162	28	15	31	1445.0	1581	895	782	169	701	915
1978	69-93	4.08	162	29	12	32	1440.1	1404	750	653	132	624	848
1979	66-94	4.18	160	32	3	34	1407.2	1496	763	654	132	494	779
1980	81-80	3.77	161	29	9	37	1428.0	1397	660	598	131	454	696
1981	50-56	3.45	107	11	4	24	968.0	936	416	371	62	330	471
1982	89-73	3.82	162	15	11	51	1463.0	1484	702	621	126	502	813
1983	88-74	3.67	162	18	4	48	1440.2	1412	640	588	132	540	895
1984	80-82	3.57	162	17	7	49	1447.0	1401	655	574	122	525	859
1985	66-96	4.19	162	9	9	29	1457.1	1512	781	679	134	642	776
1986	72-89	3.97	161	17	5	39	1424.2	1443	719	629	117	576	932
1987	69-92	4.63	161	16	4	32	1427.2	1529	829	734	163	587	837
1988	54-106	4.09	160	14	4	25	1446.0	1481	741	657	108	524	810
1989	63-97	3.70	161	15	8	33	1447.2	1370	680	595	114	468	966
1990	65-97	4.58	162	17	8	30	1429.2	1527	821	727	128	579	938
1991	94-68	3.49	162	18	7	48	1452.2	1304	644	563	118	481	969
1992	98-64	3.14	162	26	24	41	1460.0	1321	569	510	89	489	948
1993	104-58	3.14	162	18	16	46	1455.0	1297	559	507	101	480	1036
1994	68-46	3.57	114	16	8	26	1026.1	929	448	407	76	378	865
1995	90-54	3.44	144	18	11	34	1291.2	1184	540	494	107	436	1087
1996	96-66	3.52	162	14	9	46	1469.0	1372	648	575	120	451	1245
1997	101-61	3.18	162	21	17	37	1465.2	1319	581	518	111	450	1196
1998	106-56	3.25	162	24	23	45	1438.2	1291	581	520	117	466	1232
1999	103-59	3.63	162	9	9	45	1471.0	1398	661	593	142	507	1197
2000	95-67	4.06	162	13	9	53	1440.1	1428	714	648	165	484	1093
2001	88-74	3.59	162	5	13	41	1447.1	1363	643	578	153	499	1133
2002	101-59	3.13	161	3	15	57	1467.1	1302	565	511	123	554	1058
2003	101-61	4.10	162	4	7	51	1456.1	1425	740	663	147	555	992
2004	96-66	3.74	162	4	13	48	1450.0	1475	668	603	154	523	1025
2005	90-72	3.98	162	8	12	38	1443.2	1487	674	639	145	520	929
2006	79-83	4.60	162	6	6	38	1441.1	1529	805	736	183	572	1049
2007	84-78	4.11	162	1	6	36	1456.1	1442	733	665	172	537	1106
2008	72-90	4.46	162	2	7	26	1440.2	1439	778	714	156	586	1076
2009	86-76	3.57	162	3	10	38	1462.2	1399	641	581	119	530	1232
2010	91-71	3.56	162	2	9	41	1439.1	1326	629	569	126	505	1241
2011	89-73	3.48	162	3	16	52	1479.2	1332	605	572	125	521	1332
2012	94-68	3.42	162	5	16	47	1445.1	1310	600	549	145	464	1232
2013	96-66	3.18	162	1	12	53	1450.1	1326	548	512	127	409	1232
2014	79-83	3.38	162	5	13	54	1455.0	1369	597	547	121	472	1301
2015	67-95	4.41	162	3	10	44	1425.1	1462	760	698	170	550	1148
2016	68-93	4.51	161	1	9	39	1447.2	1414	779	725	177	547	1227
2017	72-90	4.72	162	0	6	36	1441.1	1463	821	756	192	584	1258
2018	90-72	3.75	162	2	11	40	1456.2	1236	657	607	153	635	1423
2019	97-65	4.19	162	1	8	44	1450.2	1421	743	675	203	548	1393
2020	35-25	4.41	60	0	4	13	524.1	494	288	257	69	220	506
2021	88-73	3.88	161	2	18	40	1410.2	1237	656	608	183	516	1417
2022	101-61	3.46	162	1	9	55	1448.0	1224	609	556	148	500	1554



# FRANCHISE YEAR-BY-YEAR VICTORY LEADERS

Year	Pitcher	W-L	Year	Pitcher	W-L	Year	Pitcher	W-L
1876	Jack Manning	18-5	1928	Bob Smith	13-17	1980	Phil Niekro	15-18
1877	Tommy Bond	40-17	1929	Socks Siebold	12-17	1981	Rick Camp	9-3
1878	Tommy Bond	40-19	1930	Socks Siebold	15-16	1982	Phil Niekro	17-4
1879	Tommy Bond	43-19	1931	Ed Brandt	18-11	1983	Craig McMurtry	15-9
1880	Tommy Bond	26-29	1932	Ed Brandt	16-16		Pascual Pérez	15-8
1881	Jim Whitney	31-33	1933	Ben Cantwell	20-10	1984	Pascual Pérez	14-8
1882	Jim Whitney	24-21	1934	Fred Frankhouse	17-9	1985	Rick Mahler	17-15
1883	Jim Whitney	37-21		Huck Betts	17-10	1986	Rick Mahler	14-18
1884	Charlie Buffinton	48-16	1935	Fred Frankhouse	11-15	1987	Zane Smith	15-10
1885	Charlie Buffinton	22-27	1936	Danny MacFayden	17-13	1988	Rick Mahler	9-16
1886	Old Hoss Radbourn	27-31	1937	Jim Turner	20-11	1989	Tom Glavine	14-8
1887	Old Hoss Radbourn	24-23		Lou Fette	20-10	1990	John Smoltz	14-11
1888	John Clarkson	33-20	1938	Danny MacFayden	14-9	1991	Tom Glavine	20-11
1889	John Clarkson	49-19		Jim Turner	14-18	1992	Tom Glavine	20-8
1890	Kid Nichols	27-19	1939	Bill Posedel	15-13	1993	Tom Glavine	22-6
1891	John Clarkson	33-19	1940	Dick Erickson	12-13	1994	Greg Maddux	16-6
1892	Kid Nichols	35-16		Bill Posedel	12-17	1995	Greg Maddux	19-2
	Jack Stivetts	35-16	1941	Jim Tobin	12-12	1996	John Smoltz	24-8
1893	Kid Nichols	34-14	1942	Al Javery	12-16	1997	Denny Neagle	20-5
1894	Kid Nichols	32-13		Jim Tobin	12-21	1998	Tom Glavine	20-6
1895	Kid Nichols	26-16	1943	Al Javery	17-16	1999	Greg Maddux	19-9
1896	Kid Nichols	30-14	1944	Jim Tobin	18-19	2000	Tom Glavine	21-9
1897	Kid Nichols	31-11	1945	Jim Tobin	9-14	2001	Greg Maddux	17-11
1898	Kid Nichols	32-12	1946	Johnny Sain	20-14	2002	Kevin Millwood	18-8
1899	Vic Willis	27-8	1947	Warren Spahn	21-10		Tom Glavine	18-11
1900	Bill Dinneen	20-14		Johnny Sain	21-12	2003	Russ Ortiz	21-7
1901	Vic Willis	20-17	1948	Johnny Sain	24-15	2004	Jaret Wright	15-8
1902	Togie Pittinger	27-16	1949	Warren Spahn	21-14		Russ Ortiz	15-9
	Vic Willis	27-20	1950	Warren Spahn	21-17	2005	John Smoltz	14-7
1903	Togie Pittinger	19-23	1951	Warren Spahn	22-14		Tim Hudson	14-9
1904	Vic Willis	18-25	1952	Warren Spahn	14-19	2006	John Smoltz	16-9
1905	Irv Young	20-21	1953	Warren Spahn	23-7	2007	Tim Hudson	16-10
1906	Irv Young	16-25	1954	Warren Spahn	21-12	2008	Jair Jurrjens	13-10
1907	Patsy Flaherty	12-15	1955	Warren Spahn	17-14	2009	Derek Lowe	15-10
	Gus Dornier	12-16	1956	Warren Spahn	20-11		Javier Vazquez	15-10
1908	Vive Lindaman	12-15	1957	Warren Spahn	21-11	2010	Tim Hudson	17-9
1909	Al Mattern	16-20	1958	Warren Spahn	22-11	2011	Tim Hudson	16-10
1910	Al Mattern	15-19	1959	Warren Spahn	21-15	2012	Tim Hudson	16-7
1911	Buster Brown	7-18		Lew Burdette	21-15	2013	Kris Medlen	15-12
1912	Hub Perdue	13-16	1960	Warren Spahn	21-10	2014	Ervin Santana	14-10
1913	Lefty Tyler	16-17	1961	Warren Spahn	21-13		Julio Teheran	14-13
	Hub Perdue	16-13	1962	Warren Spahn	18-14	2015	Julio Teheran	11-8
1914	Dick Rudolph	26-10	1963	Warren Spahn	23-7	2016	Mike Foltynewicz	9-5
	Bill James	26-7	1964	Tony Cloninger	19-14	2017	Julio Teheran	11-13
1915	Dick Rudolph	22-19	1965	Tony Cloninger	24-11	2018	Mike Foltynewicz	13-10
1916	Dick Rudolph	19-12	1966	Ken Johnson	14-8	2019	Max Fried	17-6
1917	Art Nehf	16-8		Tony Cloninger	14-11	2020	Max Fried	7-0
1918	Art Nehf	15-15	1967	Pat Jarvis	15-10	2021	Charlie Morton	14-6
1919	Dick Rudolph	13-18	1968	Pat Jarvis	16-12		Max Fried	14-7
1920	Joe Oeschger	15-13	1969	Phil Niekro	23-13	2022	Kyle Wright	21-5
1921	Joe Oeschger	20-14	1970	Pat Jarvis	16-16			
1922	Frank Miller	11-13	1971	Phil Niekro	15-14			
	Rube Marquard	11-15	1972	Phil Niekro	16-12			
1923	Joe Genewich	13-14	1973	Carl Morton	15-10			
1924	Jesse Barnes	15-20	1974	Phil Niekro	20-13			
1925	Larry Benton	14-7	1975	Carl Morton	17-16			
	Johnny Cooney	14-14	1976	Phil Niekro	17-11			
1926	Larry Benton	14-14	1977	Phil Niekro	16-20			
1927	Joe Genewich	11-8	1978	Phil Niekro	19-18			
	Kent Greenfield	11-14	1979	Phil Niekro	21-10			

# FRANCHISE SINGLE-SEASON BATTING FEATS

## N.L. BATTING CHAMPIONS

1877	Deacon White.....	387
1889	Dan Brouthers.....	373
1894	Hugh Duffy.....	438
1928	Rogers Hornsby.....	387
1942	Ernie Lombardi.....	330
1956	Hank Aaron.....	328
1959	Hank Aaron.....	355
1970	Rico Carty.....	366
1974	Ralph Garr.....	353
1991	Terry Pendleton.....	319
2008	Chipper Jones.....	364

## N.L. HOME RUN LEADERS

1879	Charley Jones.....	9
1880	John O'Rourke.....	6
1894	Hugh Duffy.....	18
1897	Hugh Duffy.....	11
1898	Jim Collins.....	15
1900	Herman Long.....	12
1907	David Brain.....	10
1935	Wally Berger.....	34
1945	Tommy Holmes.....	28
1953	Eddie Mathews.....	47
1957	Hank Aaron.....	44
1959	Eddie Mathews.....	46
1963	Hank Aaron (Tie).....	44
1966	Hank Aaron.....	44
1967	Hank Aaron.....	39
1984	Dale Murphy (Tie).....	36
1985	Dale Murphy.....	37
2005	Andruw Jones.....	51
2020	Marcell Ozuna.....	18

## N.L. RBI LEADERS

1877	Deacon White.....	49
1879	John O'Rourke.....	62
1894	Hugh Duffy.....	145
1935	Wally Berger.....	130
1957	Hank Aaron.....	132
1960	Hank Aaron.....	126
1963	Hank Aaron.....	130
1966	Hank Aaron.....	127
1982	Dale Murphy (Tie).....	109
1983	Dale Murphy.....	121
2005	Andruw Jones.....	128
2020	Marcell Ozuna.....	56
2021	Adam Duvall.....	113

## N.L. HITS LEADERS

1877	Deacon White.....	213
1894	Hugh Duffy.....	237
1911	Roy Miller.....	192
1926	Ed Brown.....	201
1945	Tommy Holmes.....	224
1947	Tommy Holmes.....	191
1956	Hank Aaron.....	204
1957	Red Schoendienst.....	200
1959	Hank Aaron.....	223
1966	Felipe Alou.....	218
1968	Felipe Alou (Tie).....	210
1974	Ralph Garr.....	214
1991	Terry Pendleton.....	187
1992	Terry Pendleton (Tie).....	199
2018	Freddie Freeman.....	191
2019	Ozzie Albies.....	189

## 200 HITS IN A SEASON

1893	Hugh Duffy.....	203
1894	Hugh Duffy.....	237
1912	John Sweeney.....	204
1925	Dick Burrus.....	200
1926	Ed Brown.....	201
1928	Lance Richbourg.....	206
1945	Tommy Holmes.....	224
1956	Hank Aaron.....	200
1957	Red Schoendienst.....	200
1959	Hank Aaron.....	223
1963	Hank Aaron.....	201
1966	Felipe Alou.....	218
1968	Felipe Alou.....	210
1971	Ralph Garr.....	219
1973	Ralph Garr.....	200
1974	Ralph Garr.....	214
1996	Marquis Grissom.....	207
2017	Ender Inciarte.....	201

## 30 HOMERS/30 STEALS

1963	Hank Aaron.....	44-31
1983	Dale Murphy.....	36-30
1990	Ron Gant.....	32-33
1991	Ron Gant.....	32-34
2019	Ronald Acuña Jr.....	41-37

## SINGLE-GAME BATTING FEATS

### BRAVES WHO HIT FOR THE CYCLE

Date	Player/Opponent
5/9/1896	Herman Long vs. LOU
6/20/1904	Duff Cooley vs. PHI
4/26/1907	John Bates vs. BRO
10/6/1910	Bill Collins vs. PHI
9/23/1987	Albert Hall vs. HOU
8/14/2008	Mark Kotsay vs. CHI
6/15/2016	Freddie Freeman vs. CIN
8/18/21	Freddie Freeman at MIA
9/19/21	Eddie Rosaio at SF

### FOUR HOME RUNS IN ONE GAME

Date	Player/Opponent
5/30/1894	Bobby Lowe at CIN
7/31/1954	Joe Adcock at BRO
7/6/1986	Bob Horner vs. MONI

### THREE HOME RUNS IN ONE GAME

Date	Player/Opponent
7/2/1928	Les Bell at PHI
7/6/1934	Hal Lee at PHI
5/25/1935	Babe Ruth at PIT
5/13/1942	Jim Tobin vs. CHI
9/27/1952	Eddie Mathews at BRO
8/30/1953	Jim Pendleton vs. PIT
6/21/1959	Henry Aaron at SF
7/30/1966	Gene Oliver vs. SF
7/30/1969	Bob Tillman* at PHI
5/31/1970	Rico Carty vs. PHI
7/3/1970	Mike Lum vs. SD
7/26/1970	Orlando Cepeda at CHI
5/18/1979	Dale Murphy vs. SF
7/22/1986	Ken Griffey vs. PHI
5/26/1990	Jeff Treadway at PHI
7/12/1992	Jeff Blauser at CHI
7/28/2001	Vinny Castilla at PIT

### THREE HOME RUNS IN ONE GAME, CONT.

Date	Player/Opponent
9/25/2002	Andruw Jones at PHI
8/14/2006	Chipper Jones* at WSH
6/22/2008	Mark Teixeira vs. SEA
4/29/2017	Matt Kemp* at MIL
9/1/2020	Marcell Ozuna at BOS
9/2/2020	Adam Duvall at BOS
9/9/2020	Adam Duvall vs. MIA

\*Consecutive

# ATLANTA YEAR-BY-YEAR TEAM BATTING TOTALS

Year	AVG.	AB	R	H	2B	3B	HR	RBI	BB	SO	SB	E
1966	.263	5616	782	1476	220	32	207	734	512	913	59	154
1967	.240	5450	631	1307	191	29	158	596	512	947	55	138
1968	.252	5552	515	1399	179	31	80	480	414	782	83	125
1969	.258	5460	691	1411	195	22	141	640	485	665	59	115
1970	.270	5546	736	1495	215	24	160	692	522	736	58	141
1971	.257	5575	643	1434	192	30	153	587	434	747	57	146
1972	.258	5278	628	1363	186	17	144	593	532	770	47	156
1973	.266	5631	799	1497	219	34	206	758	608	870	84	166
1974	.249	5533	661	1375	202	37	120	559	571	772	72	132
1975	.244	5424	583	1323	179	28	107	541	543	759	65	175
1976	.245	5345	620	1309	170	30	82	586	589	811	74	131
1977	.254	5534	678	1404	218	20	139	638	537	876	82	175
1978	.244	5381	600	1313	181	38	123	558	550	874	90	153
1979	.256	5422	669	1389	220	28	126	626	490	818	98	183
1980	.250	5402	630	1352	226	22	144	597	434	899	73	162
1981	.243	3642	395	886	148	22	64	366	321	540	98	102
1982	.256	5507	739	1411	215	22	146	687	554	869	151	137
1983	.272	5472	746	1489	218	45	130	691	582	847	146	137
1984	.247	5422	632	1338	234	27	111	578	555	896	140	139
1985	.246	5526	632	1359	213	28	126	598	553	849	72	158
1986	.250	5384	615	1348	241	24	138	575	538	904	93	141
1987	.258	5428	747	1401	284	24	152	696	641	834	135	116
1988	.242	5440	555	1319	228	28	96	527	432	848	95	151
1989	.234	5463	584	1281	201	22	128	544	485	996	83	152
1990	.250	5504	622	1376	263	26	162	636	473	1010	92	158
1991	.258	5456	749	1407	255	30	141	704	563	906	165	138
1992	.254	5480	682	1391	223	48	138	641	493	924	126	109
1993	.262	5588	767	1444	239	29	169	712	560	946	125	108
1994	.267	3861	542	1031	198	18	137	510	377	668	48	81
1995	.250	4814	645	1202	210	27	168	618	520	933	73	100
1996	.270	5614	773	1514	264	28	197	735	530	1032	83	130
1997	.270	5528	791	1490	268	37	174	755	597	1160	108	114
1998	.272	5484	826	1489	297	26	215	794	548	1062	98	91
1999	.266	5569	840	1481	309	23	197	791	608	962	148	111
2000	.271	5489	810	1490	274	26	179	758	595	1010	148	129
2001	.260	5498	729	1432	263	24	174	696	493	1039	85	103
2002	.260	5495	708	1428	280	25	164	669	558	1028	76	114
2003	.284	5670	907	1608	321	31	235	872	545	933	68	121
2004	.270	5570	803	1503	304	37	178	767	587	1158	86	116
2005	.265	5486	769	1453	308	37	184	733	534	1084	92	86
2006	.270	5583	849	1510	312	26	222	818	526	1169	52	99
2007	.275	5689	810	1562	328	27	176	781	534	1149	64	107
2008	.270	5604	753	1514	316	33	130	721	618	1023	58	107
2009	.263	5539	735	1459	300	20	149	700	602	1064	58	96
2010	.258	5463	738	1411	312	25	139	699	634	1140	63	126
2011	.243	5528	641	1345	244	16	173	606	504	1260	77	83
2012	.247	5425	700	1341	263	30	149	660	567	1289	101	86
2013	.249	5441	688	1354	247	21	181	656	542	1384	64	85
2014	.241	5468	573	1316	240	22	123	545	472	1369	95	85
2015	.251	5420	573	1361	251	18	100	548	471	1107	69	90
2016	.255	5514	649	1404	295	27	122	615	502	1240	75	101
2017	.263	5584	732	1467	289	26	165	706	474	1184	77	97
2018	.257	5582	759	1433	314	29	175	717	511	1290	90	80
2019	.258	5560	855	1432	277	29	249	824	619	1467	89	78
2020	.268	2074	348	556	130	3	103	338	239	573	23	33
2021	.244	5364	790	1307	269	20	239	762	549	1453	59	71
2022	.253	5509	789	1394	298	11	243	753	470	1498	87	77

FRONT OFFICE

MANAGER &amp; STAFF

PLAYER BIOS

SEASON IN REVIEW

PLAYER DEVELOPMENT

BRAVES HISTORY

OPPONENTS

MISCELLANEOUS

# ATLANTA BATTING – CAREER TOP 10

## BATTING AVERAGE\*

Ralph Garr.....	317
Chipper Jones.....	303
Felipe Alou.....	302
Freddie Freeman ...	295
Martin Prado.....	295
Hank Aaron.....	293
Fred McGriff.....	293
Terry Pendleton.....	287
Javy Lopez.....	287
Marcus Giles.....	285

## AT-BATS

Chipper Jones.....	8984
Dale Murphy.....	7098
Andruw Jones.....	6408
Freddie Freeman ..	5767
Hank Aaron.....	4548
Brian McCann.....	4140
Glenn Hubbard.....	4016
Javy Lopez.....	4003
Jeff Blausler.....	3961
Bob Horner.....	3571

## DOUBLES

Chipper Jones.....	549
Freddie Freeman ...	367
Andruw Jones.....	330
Dale Murphy.....	306
Brian McCann.....	236
Hank Aaron.....	209
Jeff Blausler.....	201
Nick Markakis.....	198
Glenn Hubbard.....	196
Javy Lopez.....	190

## WALKS

Chipper Jones.....	1512
Dale Murphy.....	912
Freddie Freeman ...	776
Andruw Jones.....	717
Hank Aaron.....	634
Darrell Evans.....	563
Glenn Hubbard.....	487
Jeff Blausler.....	483
David Justice.....	452
Brian McCann.....	445

## ON-BASE PCT.\*

Chipper Jones.....	401
Freddie Freeman ...	384
Hank Aaron.....	378
David Justice.....	374
Fred McGriff.....	369
Darrell Evans.....	368
Ryan Klesko.....	361
Marcus Giles.....	361
Nick Markakis.....	357
Jeff Blausler.....	355

## RUNS

Chipper Jones.....	1619
Dale Murphy.....	1103
Andruw Jones.....	1045
Freddie Freeman ...	969
Hank Aaron.....	818
Jeff Blausler.....	601
Rafael Furcal.....	554
Bob Horner.....	545
Ron Gant.....	515
Javy Lopez.....	508

## TRIPLES

Ralph Garr.....	40
Rafael Furcal.....	38
Chipper Jones.....	38
Dale Murphy.....	37
Andruw Jones.....	34
Jerry Royster.....	30
Jeff Blausler.....	28
Ron Gant.....	27
Felix Millan.....	26
3 tied.....	25

## STRIKEOUTS

Dale Murphy.....	1581
Chipper Jones.....	1409
Andruw Jones.....	1394
Freddie Freeman ...	1312
Dansby Swanson ...	820
Jeff Blausler.....	792
Javy Lopez.....	728
Brian McCann.....	683
Ron Gant.....	600
Glenn Hubbard.....	570

## SLUGGING PCT.\*

Hank Aaron.....	567
Chipper Jones.....	529
Ryan Klesko.....	525
Fred McGriff.....	516
Freddie Freeman ...	509
Bob Horner.....	508
Javy Lopez.....	502
David Justice.....	499
Andruw Jones.....	497
Dale Murphy.....	478

## HITS

Chipper Jones.....	2726
Dale Murphy.....	1901
Freddie Freeman ...	1704
Andruw Jones.....	1683
Hank Aaron.....	1334
Javy Lopez.....	1148
Brian McCann.....	1139
Jeff Blausler.....	1060
Ralph Garr.....	1022
Bob Horner.....	994

## HOME RUNS

Chipper Jones.....	468
Dale Murphy.....	371
Andruw Jones.....	368
Hank Aaron.....	335
Freddie Freeman ...	271
Bob Horner.....	215
Javy Lopez.....	214
Brian McCann.....	188
David Justice.....	160
Ron Gant.....	147

## STOLEN BASES

Rafael Furcal.....	189
Otis Nixon.....	186
Jerry Royster.....	174
Dale Murphy.....	160
Ron Gant.....	157
Chipper Jones.....	150
Andruw Jones.....	138
Ralph Garr.....	137
Claudell Washington	115
Gerald Perry.....	105

## GAMES

Chipper Jones.....	2499
Dale Murphy.....	1926
Andruw Jones.....	1761
Freddie Freeman ...	1565
Hank Aaron.....	1270
Mike Lum.....	1225
Glenn Hubbard.....	1196
Brian McCann.....	1190
Jeff Blausler.....	1184
Javy Lopez.....	1156

## TOTAL BASES

Chipper Jones.....	4755
Dale Murphy.....	3394
Andruw Jones.....	3185
Freddie Freeman ..	2934
Hank Aaron.....	2580
Javy Lopez.....	2008
Brian McCann.....	1943
Bob Horner.....	1813
Jeff Blausler.....	1644
Ron Gant.....	1489

## RUNS BATTED IN

Chipper Jones.....	1623
Dale Murphy.....	1143
Andruw Jones.....	1117
Freddie Freeman ...	941
Hank Aaron.....	897
Brian McCann.....	706
Javy Lopez.....	694
Bob Horner.....	652
David Justice.....	522
Ron Gant.....	480

## EXTRA-BASE HITS

Chipper Jones.....	1055
Andruw Jones.....	732
Dale Murphy.....	714
Freddie Freeman ...	663
Hank Aaron.....	560
Brian McCann.....	426
Javy Lopez.....	418
Bob Horner.....	382
Jeff Blausler.....	338
Ron Gant.....	332

\*Minimum 2,500 plate appearances.  
**Bold indicates active Brave.**

# FRANCHISE BATTING – CAREER TOP 10

SINCE 1900

## BATTING AVERAGE\*

Rico Carty .....	317
Ralph Garr .....	317
Lance Richbourg .....	311
Hank Aaron .....	310
Wally Berger .....	304
Chipper Jones.....	303
Tommy Holmes.....	303
Buck Jordan .....	301
Freddie Freeman .....	295
Felipe Alou .....	295

## AT-BATS

Hank Aaron.....	11628
Chipper Jones.....	8984
Eddie Mathews.....	8049
Dale Murphy .....	7098
Rabbit Maranville ..	6724
Andruw Jones.....	6408
Freddie Freeman.....	5767
Tommy Holmes.....	4956
Johnny Logan.....	4931
Del Crandall.....	4583

## DOUBLES

Hank Aaron.....	600
Chipper Jones.....	549
Freddie Freeman .....	367
Eddie Mathews.....	338
Andruw Jones.....	330
Dale Murphy .....	306
Tommy Holmes.....	291
Wally Berger .....	248
Rabbit Maranville .....	244
Brian McCann .....	236

## WALKS

Chipper Jones.....	1512
Eddie Mathews.....	1376
Hank Aaron.....	1297
Dale Murphy .....	912
Freddie Freeman .....	776
Andruw Jones.....	717
Darrell Evans.....	563
Rabbit Maranville .....	561
Fred Tenney.....	533
Glenn Hubbard .....	487

## ON-BASE PCT.\*

Chipper Jones.....	401
Bob Elliott .....	398
Rico Carty .....	388
Earl Torgeson.....	385
Freddie Freeman .....	384
Eddie Mathews.....	379
Hank Aaron.....	377
David Justice.....	374
Fred McGriff .....	369
Fred Tenney.....	369

## RUNS

Hank Aaron.....	2107
Chipper Jones.....	1619
Eddie Mathews.....	1452
Dale Murphy .....	1103
Andruw Jones.....	1045
Freddie Freeman .....	969
Rabbit Maranville .....	801
Tommy Holmes.....	696
Wally Berger .....	651
Johnny Logan.....	624

## TRIPLES

Rabbit Maranville .....	103
Hank Aaron.....	96
Bill Bruton .....	79
Eddie Mathews.....	70
Ray Powell .....	67
Wally Berger .....	52
Lance Richbourg .....	48
Tommy Holmes.....	47
Jimmy Welsh.....	42
Les Mann.....	41

## STRIKEOUTS

Dale Murphy .....	1581
Chipper Jones.....	1409
Andruw Jones.....	1394
Eddie Mathews.....	1387
Freddie Freeman .....	1312
Hank Aaron.....	1294
Dansby Swanson .....	820
Jeff Blauser.....	792
Joe Adcock.....	732
Javy Lopez.....	728

## SLUGGING PCT.\*

Hank Aaron.....	567
Wally Berger .....	533
Chipper Jones.....	529
Ryan Klesko .....	525
Eddie Mathews.....	517
Fred McGriff .....	516
Joe Adcock.....	511
Freddie Freeman .....	509
Bob Horner.....	508
Javy Lopez.....	502

## HITS

Hank Aaron.....	3600
Chipper Jones.....	2726
Eddie Mathews.....	2201
Dale Murphy .....	1901
Freddie Freeman ..	1704
Rabbit Maranville ..	1696
Andruw Jones.....	1683
Tommy Holmes.....	1503
Johnny Logan.....	1329
Wally Berger .....	1263

## HOME RUNS

Hank Aaron.....	733
Eddie Mathews.....	493
Chipper Jones.....	468
Dale Murphy .....	371
Andruw Jones.....	368
Freddie Freeman .....	271
Joe Adcock.....	239
Bob Horner.....	215
Javy Lopez.....	214
Wally Berger .....	199

## STOLEN BASES

Hank Aaron.....	240
Rabbit Maranville .....	194
Rafael Furcal.....	189
Otis Nixon .....	186
Jerry Royster .....	174
Dale Murphy .....	160
Ron Gant.....	157
Bill Sweeney .....	153
Chipper Jones.....	150
Bill Bruton .....	144

## GAMES

Hank Aaron.....	3076
Chipper Jones.....	2499
Eddie Mathews.....	2223
Dale Murphy .....	1926
Rabbit Maranville ..	1795
Andruw Jones.....	1761
Freddie Freeman ..	1565
Del Crandall.....	1394
Johnny Logan.....	1351
Tommy Holmes.....	1289

## TOTAL BASES

Hank Aaron.....	6591
Chipper Jones.....	4755
Eddie Mathews.....	4158
Dale Murphy .....	3394
Andruw Jones.....	3185
Freddie Freeman ..	2934
Rabbit Maranville ..	2215
Wally Berger .....	2212
Joe Adcock.....	2164
Tommy Holmes.....	2152

## RUNS BATTED IN

Hank Aaron.....	2202
Chipper Jones.....	1623
Eddie Mathews.....	1388
Dale Murphy .....	1143
Andruw Jones.....	1117
Freddie Freeman .....	941
Joe Adcock.....	760
Wally Berger .....	746
Brian McCann .....	706
Javy Lopez.....	694

## EXTRA-BASE HITS

Hank Aaron.....	1429
Chipper Jones.....	1055
Eddie Mathews.....	901
Andruw Jones.....	732
Dale Murphy .....	714
Freddie Freeman .....	663
Wally Berger .....	499
Joe Adcock.....	458
Tommy Holmes.....	426
Brian McCann .....	426

\*Minimum 2,500 plate appearances.  
Bold indicates active Brave.

# ATLANTA BATTING – SINGLE-SEASON TOP 10

## BATTING AVERAGE\*

366	..... Rico Carty.....	1970
364	..... Chipper Jones.....	2008
353	..... Ralph Garr.....	1974
343	..... Ralph Garr.....	1971
341	..... Freddie Freeman.....	2020
338	..... Marcell Ozuna.....	2020
337	..... Chipper Jones.....	2007
333	..... Kenny Lofton.....	1997
332	..... Edgar Renteria.....	2007
330	..... Chipper Jones.....	2001

## ON-BASE PERCENTAGE\*

470	..... Chipper Jones.....	2008
462	..... Freddie Freeman.....	2020
454	..... Rico Carty.....	1970
441	..... Chipper Jones.....	1999
436	..... J.D. Drew.....	2004
435	..... Chipper Jones.....	2002
432	..... Jeff Burroughs.....	1978
431	..... Marcell Ozuna.....	2020
427	..... David Justice.....	1994
427	..... Chipper Jones.....	2001

## SLUGGING PERCENTAGE\*

669	..... Hank Aaron.....	1971
640	..... Freddie Freeman.....	2020
<b>636</b>	<b>..... Marcell Ozuna.....</b>	<b>2020</b>
633	..... Chipper Jones.....	1999
623	..... Fred McGriff.....	1994
607	..... Hank Aaron.....	1969
605	..... Chipper Jones.....	2001
604	..... Chipper Jones.....	2007
604	..... Gary Sheffield.....	2003
<b>596</b>	<b>..... Ronald Acuña Jr. ...</b>	<b>2021</b>

\*Qualified for batting title

## GAMES

162	..... Felix Millan.....	1969
162	..... Dale Murphy.....	1982
162	..... Dale Murphy.....	1983
162	..... Dale Murphy.....	1984
162	..... Dale Murphy.....	1985
162	..... Andruw Jones.....	1999
162	..... Jeff Francoeur.....	2006
162	..... Jeff Francoeur.....	2007
162	..... Freddie Freeman.....	2014
162	..... Freddie Freeman.....	2018
162	..... Nick Markakis.....	2018

## AT-BATS

671	..... Marquis Grissom.....	1996
668	..... Ralph Garr.....	1973
666	..... Felipe Alou.....	1966
664	..... Rafael Furcal.....	2003
662	..... Felipe Alou.....	1968
662	..... Ender Inciarte.....	2017
656	..... Andruw Jones.....	2000
652	..... Felix Millan.....	1969
651	..... Jeff Francoeur.....	2006
642	..... Jeff Francoeur.....	2007

## RUNS

131	..... Dale Murphy.....	1983
130	..... Rafael Furcal.....	2003
<b>127</b>	<b>..... Ronald Acuña Jr. ...</b>	<b>2019</b>
126	..... Gary Sheffield.....	2003
123	..... Chipper Jones.....	1998
122	..... Felipe Alou.....	1966
122	..... Andruw Jones.....	2000
120	..... Freddie Freeman.....	2021
118	..... Dale Murphy.....	1985
118	..... Chipper Jones.....	2000

## HITS

219	..... Ralph Garr.....	1971
218	..... Felipe Alou.....	1966
214	..... Ralph Garr.....	1974
210	..... Felipe Alou.....	1968
207	..... Marquis Grissom.....	1996
201	..... Ender Inciarte.....	2017
200	..... Ralph Garr.....	1973
199	..... Terry Pendleton.....	1992
199	..... Andruw Jones.....	2000
194	..... Rafael Furcal.....	2003

## TOTAL BASES

359	..... Chipper Jones.....	1999
355	..... Felipe Alou.....	1966
355	..... Andruw Jones.....	2000
348	..... Gary Sheffield.....	2003
346	..... Chipper Jones.....	2001
344	..... Hank Aaron.....	1967
337	..... Andruw Jones.....	2005
335	..... Freddie Freeman.....	2016
332	..... Hank Aaron.....	1969
332	..... Dale Murphy.....	1984
332	..... Dale Murphy.....	1985

## DOUBLES

49	..... Marcus Giles.....	2003
45	..... Marcus Giles.....	2005
<b>44</b>	<b>..... Matt Olson.....</b>	<b>2022</b>
44	..... Freddie Freeman.....	2018
43	..... Freddie Freeman.....	2014
43	..... Freddie Freeman.....	2016
43	..... Nick Markakis.....	2018
<b>43</b>	<b>..... Ozzie Albies.....</b>	<b>2019</b>
42	..... Chipper Jones.....	2007
42	..... Brian McCann.....	2008
42	..... Martin Prado.....	2012

## TRIPLES

17	..... Ralph Garr.....	1974
14	..... Deion Sanders.....	1992
13	..... Brett Butler.....	1983
11	..... Ralph Garr.....	1975
11	..... Rafael Furcal.....	2005
10	..... Marquis Grissom.....	1996
10	..... Rafael Furcal.....	2003
10	..... Kelly Johnson.....	2007
9	..... Lonnie Smith.....	1990

## HOME RUNS

51	..... Andruw Jones.....	2005
47	..... Hank Aaron.....	1971
45	..... Chipper Jones.....	1999
44	..... Hank Aaron.....	1966
44	..... Hank Aaron.....	1969
44	..... Dale Murphy.....	1987
44	..... Andres Galarraga.....	1998
43	..... Davey Johnson.....	1973
43	..... Javy Lopez.....	2003
41	..... Four tied	

## RUNS BATTED IN

132	..... Gary Sheffield.....	2003
129	..... Andruw Jones.....	2006
128	..... Andruw Jones.....	2005
127	..... Hank Aaron.....	1966
121	..... Dale Murphy.....	1983
121	..... Andres Galarraga.....	1998
121	..... Freddie Freeman.....	2019
120	..... David Justice.....	1993
118	..... Hank Aaron.....	1970
118	..... Hank Aaron.....	1971

## WALKS

127	..... Jimmy Wynn.....	1976
126	..... Darrell Evans.....	1974
126	..... Chipper Jones.....	1999
124	..... Darrell Evans.....	1973
118	..... J.D. Drew.....	2004
117	..... Jeff Burroughs.....	1978
115	..... Dale Murphy.....	1987
107	..... Chipper Jones.....	2002
105	..... Darrell Evans.....	1975
101	..... Chipper Jones.....	2009

## STRIKEOUTS

<b>188</b>	<b>..... Ronald Acuña Jr. ...</b>	<b>2019</b>
182	..... Dansby Swanson.....	2022
173	..... B.J. Upton.....	2014
171	..... Dan Uggla.....	2013
171	..... Justin Upton.....	2014
171	..... Freddie Freeman.....	2016
<b>170</b>	<b>..... Matt Olson.....</b>	<b>2022</b>
<b>168</b>	<b>..... Austin Riley.....</b>	<b>2021</b>
<b>168</b>	<b>..... Austin Riley.....</b>	<b>2022</b>
168	..... Dan Uggla.....	2012
167	..... Dansby Swanson.....	2021

## STOLEN BASES

72	..... Otis Nixon.....	1991
47	..... Otis Nixon.....	1993
46	..... Rafael Furcal.....	2005
42	..... Gerald Perry.....	1987
42	..... Michael Bourn.....	2012
41	..... Otis Nixon.....	1992
40	..... Rafael Furcal.....	2000
39	..... Brett Butler.....	1983
<b>37</b>	<b>..... Ronald Acuña Jr. ...</b>	<b>2019</b>
35	..... Ralph Garr.....	1973

# FRANCHISE BATTING – SINGLE-SEASON TOP 10

## BATTING AVERAGE\*

387.....	Rogers Hornsby.....	1928
366.....	Rico Carty.....	1970
364.....	Chipper Jones.....	2008
355.....	Hank Aaron.....	1959
353.....	Ralph Garr.....	1974
352.....	Tommy Holmes.....	1945
344.....	Bill Sweeney.....	1912
343.....	Ralph Garr.....	1971
340.....	Dick Burrus.....	1925
341.....	Freddie Freeman.....	2020

## ON-BASE PERCENTAGE\*

498.....	Rogers Hornsby.....	1928
470.....	Chipper Jones.....	2008
462.....	Freddie Freeman.....	2020
454.....	Rico Carty.....	1970
449.....	Billy Hamilton.....	1900
441.....	Chipper Jones.....	1999
436.....	J.D. Drew.....	2004
435.....	Chipper Jones.....	2002
432.....	Jeff Burroughs.....	1978
431.....	Marcell Ozuna.....	2020

## SLUGGING PERCENTAGE\*

669.....	Hank Aaron.....	1971
640.....	Freddie Freeman.....	2020
<b>636.....</b>	<b>Marcell Ozuna.....</b>	<b>2020</b>
636.....	Hank Aaron.....	1959
633.....	Chipper Jones.....	1999
632.....	Rogers Hornsby.....	1928
627.....	Eddie Mathews.....	1953
623.....	Fred McGriff.....	1994
618.....	Hank Aaron.....	1962

\*Qualified for batting title

## GAMES

162.....	Felix Millan.....	1969
162.....	Dale Murphy.....	1982
162.....	Dale Murphy.....	1983
162.....	Dale Murphy.....	1984
162.....	Dale Murphy.....	1985
162.....	Andruw Jones.....	1999
162.....	Jeff Francoeur.....	2006
162.....	Jeff Francoeur.....	2007
162.....	Freddie Freeman.....	2014
162.....	Freddie Freeman.....	2018
162.....	Nick Markakis.....	2018

## AT-BATS

671.....	Marquis Grissom.....	1996
668.....	Ralph Garr.....	1973
666.....	Felipe Alou.....	1966
664.....	Rafael Furcal.....	2003
662.....	Felipe Alou.....	1968
662.....	Ender Inciarte.....	2017
656.....	Andruw Jones.....	2000
652.....	Felix Millan.....	1969
651.....	Jeff Francoeur.....	2006
642.....	Jeff Francoeur.....	2007

## RUNS

131.....	Dale Murphy.....	1983
130.....	Rafael Furcal.....	2003
127.....	Hank Aaron.....	1962
<b>127.....</b>	<b>Ronald Acuña Jr. ...</b>	<b>2019</b>
126.....	Gary Sheffield.....	2003
125.....	Tommy Holmes.....	1945
123.....	Chipper Jones.....	1998
122.....	Felipe Alou.....	1966
122.....	Andruw Jones.....	2000
121.....	Hank Aaron.....	1963

## HITS

224.....	Tommy Holmes.....	1945
223.....	Hank Aaron.....	1959
219.....	Ralph Garr.....	1971
218.....	Felipe Alou.....	1966
214.....	Ralph Garr.....	1974
210.....	Felipe Alou.....	1968
207.....	Marquis Grissom.....	1996
206.....	Lance Richbourg.....	1928
205.....	George Sisler.....	1929
204.....	Bill Sweeney.....	1912

## TOTAL BASES

400.....	Hank Aaron.....	1959
370.....	Hank Aaron.....	1963
369.....	Hank Aaron.....	1957
367.....	Tommy Holmes.....	1945
366.....	Hank Aaron.....	1962
363.....	Eddie Mathews.....	1953
359.....	Chipper Jones.....	1999
358.....	Hank Aaron.....	1961
355.....	Felipe Alou.....	1966
355.....	Andruw Jones.....	2000

## DOUBLES

49.....	Marcus Giles.....	2003
47.....	Tommy Holmes.....	1945
46.....	Hank Aaron.....	1959
45.....	Marcus Giles.....	2005
44.....	Wally Berger.....	1931
44.....	Lee Maye.....	1964
44.....	Freddie Freeman.....	2018
43.....	Freddie Freeman.....	2014
43.....	Freddie Freeman.....	2016
43.....	Nick Markakis.....	2018
<b>43.....</b>	<b>Ozzie Albies.....</b>	<b>2019</b>

## TRIPLES

18.....	Ray Powell.....	1921
17.....	Ralph Garr.....	1974
16.....	Chick Stahl.....	1900
16.....	Billy Southworth.....	1923
15.....	Rabbit Maranville.....	1920
15.....	Billy Southworth.....	1921
15.....	Billy Bruton.....	1956
14.....	Six tied.....	

## HOME RUNS

51.....	Andruw Jones.....	2005
47.....	Eddie Mathews.....	1953
47.....	Hank Aaron.....	1971
46.....	Eddie Mathews.....	1959
45.....	Hank Aaron.....	1962
45.....	Chipper Jones.....	1999
44.....	Six Tied.....	

## RUNS BATTED IN

135.....	Eddie Mathews.....	1953
132.....	Hank Aaron.....	1957
132.....	Gary Sheffield.....	2003
130.....	Wally Berger.....	1935
130.....	Hank Aaron.....	1963
129.....	Andruw Jones.....	2006
128.....	Hank Aaron.....	1962
128.....	Andruw Jones.....	2005
127.....	Hank Aaron.....	1966
126.....	Eddie Mathews.....	1960

## WALKS

131.....	Bob Elliott.....	1948
127.....	Jimmy Wynn.....	1976
126.....	Darrell Evans.....	1974
126.....	Chipper Jones.....	1999
124.....	Eddie Mathews.....	1963
124.....	Darrell Evans.....	1973
119.....	Earl Torgeson.....	1950
118.....	J.D. Drew.....	2004
117.....	Jeff Burroughs.....	1978
115.....	Dale Murphy.....	1987

## STRIKEOUTS

<b>188.....</b>	<b>Ronald Acuña Jr ...</b>	<b>2019</b>
182.....	Dansby Swanson.....	2022
173.....	B.J. Upton.....	2014
171.....	Dan Uggla.....	2013
171.....	Justin Upton.....	2014
171.....	Freddie Freeman.....	2016
<b>170.....</b>	<b>Matt Olson.....</b>	<b>2022</b>
<b>168.....</b>	<b>Austin Riley.....</b>	<b>2021</b>
<b>168.....</b>	<b>Austin Riley.....</b>	<b>2022</b>
168.....	Dan Uggla.....	2012
167.....	Dansby Swanson.....	2021

## STOLEN BASES

72.....	Otis Nixon.....	1991
57.....	Hap Myers.....	1913
47.....	Otis Nixon.....	1993
46.....	Rafael Furcal.....	2005
42.....	Gerald Perry.....	1987
42.....	Michael Bourn.....	2012
41.....	Otis Nixon.....	1992
40.....	Rafael Furcal.....	2000
39.....	Brett Bulter.....	1983
<b>37.....</b>	<b>Ronald Acuña Jr ...</b>	<b>2019</b>

# BRAVES HOME RUNS

## HOME RUN FROM BOTH SIDES OF THE PLATE, SAME GAME

Player	Date	Pitchers	Inning	On
Jim Russell	June 7, 1948 at Chicago	Dutch McCall	5th	2
Chipper Jones	May 1, 1999 vs. Cincinnati	Ralph Miller	9th	0
Chipper Jones	August 1, 1999 vs. Philadelphia	Pete Harnisch	4th	0
Chipper Jones	September 21, 1999 vs. New York	Gabe White	8th	0
Chipper Jones	September 21, 1999 vs. New York	Randy Wolf	1st	1
Chipper Jones	September 21, 1999 vs. New York	Steve Schrenk	4th	0
Chipper Jones	September 21, 1999 vs. New York	Rick Reed	1st	0
Chipper Jones	September 21, 1999 vs. New York	Dennis Cook	8th	0
Chipper Jones	May 14, 2000 at Philadelphia	Paul Byrd	1st	1
Chipper Jones	May 14, 2000 at Philadelphia	Trevor Miller	7th	0
Chipper Jones	July 5, 2000 vs. Montreal	Javier Vazquez	4th	0
Chipper Jones	July 5, 2000 vs. Montreal	Steve Kline	9th	0
Rafael Furcal	April 15, 2005 at Philadelphia	Pedro Liriano	6th	0
Rafael Furcal	April 15, 2005 at Philadelphia	Aaron Fultz	8th	0
Rafael Furcal	July 31, 2005 vs. Pittsburgh	Josh Fogg	5th	0
Rafael Furcal	July 31, 2005 vs. Pittsburgh	John Grabow	7th	0
Chipper Jones	July 5, 2007 at Los Angeles (NL)	Eric Stults	6th	0
Chipper Jones	July 5, 2007 at Los Angeles (NL)	Chin-hui Tsao	8th	0
Mark Teixeira	June 22, 2008 vs. Seattle	Carlos Silva	2nd	0
Mark Teixeira	June 22, 2008 vs. Seattle	Carlos Silva	4th	0
Mark Teixeira	June 22, 2008 vs. Seattle	Ryan Rowland-Smith	7th	0
Mark Teixeira	July 20, 2008 vs. Washington	Odalis Pérez	3rd	0
Mark Teixeira	July 20, 2008 vs. Washington	Jesus Colome	9th	0
Nick Swisher	August 22, 2015 at Chicago (NL)	Dan Haren	2nd	1
Nick Swisher	August 22, 2015 at Chicago (NL)	Travis Wood	5th	1
Ozzie Albies	July 11, 2018 vs. Toronto	Luis Santos	6th	0
Ozzie Albies	July 11, 2018 vs. Toronto	Aaron Loup	8th	1

Information provided by David Vincent, SABR

## ATLANTA BRAVES INSIDE-THE-PARK HOME RUNS [SINCE 1966]

Date	Player	Opponent	Game Site	Inning
May 29, 1966	Eddie Mathews	Chicago	Chicago	9th
May 10, 1967	Hank Aaron	Philadelphia	Philadelphia	8th
April 17, 1969	Sonny Jackson	Houston	Houston	4th
July 7, 1973	Ralph Garr	New York	New York	7th
July 16, 1973	Marty Pérez	New York	Atlanta	3rd
August 5, 1973	Paul Casanova	San Diego	Atlanta	6th
June 6, 1976	Tom Paciorek	Montreal	Montreal	6th
May 1, 1979	Gary Matthews	Pittsburgh	Pittsburgh	9th
May 6, 1984	Dale Murphy	Montreal	Montreal	9th
September 25, 1984	Brad Komminsk	Cincinnati	Cincinnati	8th
July 28, 1985	Paul Runge	Philadelphia	Philadelphia	7th
August 6, 1989	Jeff Treadway	Cincinnati	Cincinnati	7th
July 20, 1991	Ron Gant	St. Louis	St. Louis	9th
August 23, 1992	Jeff Blauser	St. Louis	Atlanta	7th
July 26, 1993	Deion Sanders	Colorado	Colorado	3rd
July 27, 1993	Fred McGriff	Colorado	Colorado	6th
May 27, 1997	Kenny Lofton	San Diego	San Diego	5th
October 7, 2001	Wes Helms	Florida	Atlanta	5th
September 6, 2016	Dansby Swanson	Washington	Washington	2nd
April 29, 2022	Travis Demeritte	Texas	Texas	3rd



# FRANCHISE MISCELLANEOUS HOME RUN LEADERS

## GRAND SLAMS - CAREER

16.....	Hank Aaron
10.....	Brian McCann
9.....	Joe Adcock
8.....	Eddie Mathews
7.....	Javy Lopez
6.....	Wally Berger
6.....	Ryan Klesko
6.....	Chipper Jones

## GRAND SLAMS - SEASON

4.....	Sid Gordon.....	1950
3.....	Wally Berger.....	1935
3.....	Del Crandall.....	1955
3.....	Hank Aaron.....	1962
3.....	Chipper Jones.....	1997
2.....	34 times	
Last: Freddie Freeman, 2020		

## PINCH - CAREER

7.....	Joe Adcock
7.....	Brooks Conrad
6.....	Mike Lum
6.....	Tommy Gregg
6.....	Eric Hinske
5.....	Butch Nieman
5.....	Dwight Smith
5.....	Javy Lopez
5.....	Keith Lockhart

## PINCH - SEASON

5.....	Butch Nieman.....	1945
4.....	Tommy Gregg.....	1990
4.....	Evan Gattis.....	2013
4.....	Johan Camargo.....	2019
4.....	Pablo Sandoval.....	2021
3.....	Jim Breazeale.....	1972
3.....	Jim Wynn.....	1976
3.....	Mike Lum.....	1979
3.....	Jeff Burroughs.....	1980
3.....	Graig Nettles.....	1987
3.....	Dwight Smith.....	1996
3.....	Greg Norton.....	2008
3.....	Brooks Conrad.....	2010
3.....	Eric Hinske.....	2010
3.....	Brooks Conrad.....	2011
3.....	Brandon Snyder.....	2016

## LEADOFF - CAREER

23.....	Ronald Acuña Jr.
17.....	Felipe Alou
12.....	Rafael Furcal
10.....	Bill Bruton
10.....	Claudell Washington
9.....	Ralph Garr
9.....	Ron Gant
9.....	Marquis Grissom

## LEADOFF - SEASON

8.....	Ronald Acuña Jr.....	2018
7.....	Ronald Acuña Jr.....	2019
7.....	Marquis Grissom.....	1996
5.....	Four tied	

## EXTRA-INNING - CAREER

13.....	Hank Aaron
11.....	Chipper Jones
8.....	Andruw Jones
7.....	Brian McCann
6.....	Wally Berger
6.....	Eddie Mathews
6.....	Joe Torre

## EXTRA-INNING - SEASON

4.....	Chipper Jones.....	1999
3.....	Terry Harper.....	1985
3.....	Brian McCann.....	2011
2.....	25 times	
Last: Evan Gattis, 2014		

## HOME - SEASON

31.....	Hank Aaron.....	1971
27.....	Jeff Burroughs.....	1977
26.....	Davey Johnson.....	1973
26.....	Javy Lopez.....	2003
25.....	Bob Horner.....	1982
25.....	Dale Murphy.....	1987
25.....	Chipper Jones.....	1999

## ROAD - SEASON

30.....	Eddie Mathews.....	1953
30.....	Andruw Jones.....	2005
28.....	Andres Galarraga.....	1998
27.....	Hank Aaron.....	1962
26.....	Hank Aaron.....	1957
26.....	Eddie Mathews.....	1959

## AS DH - CAREER

25.....	Marcell Ozuna
7.....	Chipper Jones
2.....	Matt Adams
2.....	Brian McCann
2.....	Jeff Francoeur
2.....	Jorge Soler

## AS DH - SEASON

14.....	Marcell Ozuna.....	2020
11.....	Marcell Ozuna.....	2022
3.....	Chipper Jones.....	2004
2.....	Matt Adams.....	2020
2.....	Brian McCann.....	2013
2.....	Jeff Francoeur.....	2016
2.....	Jorge Soler.....	2021

## AS A ROOKIE

38.....	Wally Berger (151 g).....	1930
33.....	Earl Williams (145 g).....	1971
28.....	David Justice (127 g).....	1990
26.....	Ronald Acuña Jr. (111 g).....	2018
25.....	Eddie Mathews (145 g).....	1952
23.....	Bob Horner (89 g).....	1978
23.....	Chipper Jones (140 g).....	1995
22.....	Rico Carty (133 g).....	1964
21.....	Freddie Freeman (157 g).....	2011

## MOST IN A MONTH

15.....	Joe Adcock.....	July 1956
14.....	Bob Horner.....	July 1980
14.....	Eddie Mathews.....	Aug. 1956
13.....	Eddie Mathews.....	July 1954
13.....	Ozzie Virgil.....	May 1987
13.....	Andruw Jones.....	June 2005
12.....	Eddie Mathews.....	June 1955
12.....	Hank Aaron.....	July 1961
12.....	Frank Thomas.....	Aug. 1961
12.....	Davey Johnson.....	Aug. 1973
12.....	Justin Upton.....	April 2013

## MOST BY MONTH

April.....	12..	Justin Upton.....	2013
May.....	13..	Ozzie Virgil.....	1987
June.....	13..	Andruw Jones.....	2005
July.....	15..	Joe Adcock.....	1956
August.....	14..	Eddie Mathews.....	1954
Sept.....	11..	E. Mathews/A. Duvall	

## PRE ALL-STAR BREAK

28.....	Andres Galarraga.....	1998
27.....	Eddie Mathews.....	1953
27.....	Hank Aaron.....	1957
27.....	Hank Aaron.....	1973
27.....	Darrell Evans.....	1973
27.....	Andruw Jones.....	2005
27.....	Austin Riley.....	2022

## POST ALL-STAR BREAK

26.....	Joe Adcock.....	1956
25.....	Bob Horner.....	1980
24.....	Eddie Mathews.....	1956
24.....	Hank Aaron.....	1962
24.....	Chipper Jones.....	1999
24.....	Andruw Jones.....	2005

## YOUNGEST TO HOMER

BOSTON		
18.169	Lew Brown	1876
MILWAUKEE		
18.328	Bill Southworth	1964
ATLANTA		
19.115	Andruw Jones	1996

## OLDEST TO HOMER

BOSTON		
40.108	Babe Ruth	1935 (three-homer game)
MILWAUKEE		
43.090	Warren Spahn	1964
ATLANTA		
46.355	Julio Franco	2005

# ATLANTA YEAR-BY-YEAR TEAM FIELDING TOTALS

Year	Pct.	G	PO	A	E	TC	DP	TP	PB
1966	.976	163	4408	1734	154	6296	139	0	27
1967	.978	162	4362	1801	138	6301	148	0	42
1968	.980	163	4423	1803	125	6351	139	0	14
1969	.981	162	4335	1635	115	6085	114	1	31
1970	.977	162	4292	1684	141	6117	118	0	30
1971	.977	162	4424	1814	146	6384	180	0	33
1972	.974	155	4131	1633	156	5920	130	0	36
1973	.974	162	4386	1809	166	6361	142	0	23
1974	.979	163	4423	1822	132	6377	161	0	31
1975	.972	161	4290	1877	175	6342	147	0	35
1976	.973	162	4314	1820	167	6301	151	0	38
1977	.972	162	4336	1705	175	6216	127	0	34
1978	.975	162	4321	1739	153	6213	126	1	32
1979	.970	160	4223	1781	183	6187	139	0	25
1980	.975	161	4284	1950	162	6396	156	0	14
1981	.976	107	2904	1284	102	4290	93	0	10
1982	.979	162	4389	1922	137	6448	186	0	13
1983	.978	162	4322	1850	137	6309	176	0	6
1984	.978	162	4341	1963	139	6443	153	0	7
1985	.976	162	4372	2028	159	6559	197	0	8
1986	.978	161	4274	2026	141	6441	181	1	11
1987	.982	161	4283	1921	116	6320	170	0	11
1988	.975	160	4338	1789	151	6278	138	0	9
1989	.976	161	4343	1722	152	6217	124	0	14
1990	.974	162	4289	1735	158	6182	133	0	15
1991	.978	162	4358	1834	138	6330	122	0	14
1992	.982	162	4380	1703	109	6192	121	0	13
1993	.983	162	4365	1769	108	6242	146	0	13
1994	.982	114	3079	1232	81	4392	85	0	11
1995	.982	144	3875	1569	100	5544	113	0	8
1996	.980	162	4407	1808	130	6345	143	0	11
1997	.982	162	4397	1669	114	6180	136	0	11
1998	.985	162	4316	1681	91	6088	139	0	13
1999	.982	162	4413	1657	111	6181	127	0	10
2000	.979	162	4321	1735	129	6185	138	1	9
2001	.983	162	4342	1636	103	6081	133	0	9
2002	.982	161	4402	1822	114	6338	170	0	12
2003	.981	162	4369	1884	121	6374	166	1	7
2004	.981	162	4350	1791	116	6257	171	1	10
2005	.986	162	4331	1803	86	6220	170	0	8
2006	.984	162	4324	1608	99	6031	146	0	8
2007	.983	162	4369	1657	107	6133	141	0	10
2008	.983	162	4322	1791	107	6220	149	0	14
2009	.985	162	4388	1714	96	6198	159	0	12
2010	.980	162	4318	1770	126	6214	166	0	6
2011	.987	162	4439	1675	83	6197	131	0	9
2012	.986	162	4336	1654	86	6076	147	0	10
2013	.986	162	4351	1680	85	6116	141	0	6
2014	.986	162	4365	1527	85	5977	143	0	18
2015	.985	162	4276	1593	90	5959	186	0	13
2016	.983	161	4343	1565	101	6009	134	0	14
2017	.984	162	4324	1578	97	5999	137	0	20
2018	.986	162	4370	1439	80	5889	134	0	13
2019	.987	162	4352	1522	78	5952	156	0	24
2020	.985	60	1573	533	33	2139	52	0	6
2021	.988	161	4232	1483	71	5786	104	0	18
2022	.987	162	4344	1382	77	5803	110	0	7

# HIGHEST FIELDING AVERAGE – SEASON

(MINIMUM 100 GAMES PLAYED AT THAT POSITION)

## BOSTON (1900–52)

	NAME	YEAR	PCT.
First Baseman	Walter Holke	1921	.997
Second Baseman	Edward Stanky	1949	.979
Third Baseman	Arthur Whitney	1934	.968
Shortstop	Edward Miller	1942	.983
Outfielder	Willard Marshall	1951	1.000
	Johnny Cooney	1941	.996
	Sid Gordon	1952	.996
Catcher	Raymond Berres	1941	.995
Pitcher*	James Turner	1938	1.000

## MILWAUKEE (1953–65)

	NAME	YEAR	PCT.
First Baseman	Joe Adcock	1962	.997
Second Baseman	Frank Bolling	1962	.989
Third Baseman	Eddie Mathews	1963	.968
Shortstop	Woody Woodward	1965	.977
Outfielder	Bill Bruton	1959	.991
	Hank Aaron	1965	.987
	Bill Bruton	1960	.986
Catcher	Del Crandall	1956	.996
Pitcher*	Warren Spahn	1957	1.000

## ATLANTA (1966–PRESENT)

	NAME	YEAR	PCT.
First Baseman	Freddie Freeman	2020	.998
Second Baseman	Mark Lemke	1994	.994
Third Baseman	Vinny Castilla	2002	.982
Shortstop	Dansby Swanson	2020	.991
Outfielder	Ronald Acuña Jr.	2020	1.000
	Jason Heyward	2013	1.000
	Marquis Grissom	1996	.997
	Nick Markakis	2015	.997
	Dion James	1987	.996
	Andruw Jones	2000	.996
Catcher	Brian McCann	2012	.998
Pitcher*	Phil Niekro	1974	1.000
	Phil Niekro	1975	1.000
	Phil Niekro	1977	1.000
	Tom Glavine	1991	1.000
	Greg Maddux	1995	1.000
	Tom Glavine	2002	1.000
	Tim Hudson	2007	1.000

\*Minimum 60 total chances for pitchers.

## ASSIST RECORDS

Top single-season and career assist totals, by position, in Atlanta history (since 1966).

Season				Career		
Position	Name	Year	Assists	Position	Name	Assists
First Base	Chris Chambliss	1982	138	First Base	Freddie Freeman	888
Second Base	Glenn Hubbard	1985	539	Second Base	Glenn Hubbard	4045
Third Base	Darrell Evans	1975	381	Third Base	Chipper Jones	3447
Shortstop	Rafael Ramirez	1982	528	Shortstop	Rafael Ramirez	2739
Outfield	Andruw Jones	1998	20	Outfield	Andruw Jones	111
Outfield	Jeff Francoeur	2007	19	Outfield	Dale Murphy	102
Outfield	Jimmy Wynn	1976	17	Outfield	Jeff Francoeur	73
Outfield	Ralph Garr	1971	15	Catcher	Bruce Benedict	577
Outfield	Dale Murphy	1988	15	Pitcher	Phil Niekro	754
Catcher	Ozzie Virgil	1986	93			
Pitcher	Greg Maddux	1996	71			

# ATLANTA BRAVES CLUB RECORDS (SINCE 1966)

## ATLANTA GENERAL CLUB RECORDS [\*ALL "FEWEST" RECORDS ARE FOR FULL, 162-GAME SEASONS.]

### SEASON

Highest home attendance .....	3,884,720 in 1993
Highest road attendance .....	2,944,157 in 1993
Most games played .....	163 in 1966, 1968, 1974
Most extra-inning games played .....	26 in 2011
Most players used .....	60, in 2015, 2016
Most games won, season .....	106 in 1998
Most games lost, season .....	106 in 1988
Most games won, month .....	21, three times, last: June, 2002
Most games lost, month .....	21, May, 1976; June, 2006
Most games won, home .....	56 in 1996, 1998, 1999, 2010, 2013
Most victories over one club, season .....	17, vs. San Diego, 1974
Most losses to one club, season .....	16, vs. Cincinnati, 1980
Times League champion .....	6 (Last: 2021)
Times Division champion .....	22 (Last: 2022)
Times Wild Card champion .....	2 (Last: 2012)
Last place finishes .....	9, last: 2016
Highest percentage, games won, season .....	.654 in 1998 (106-56)
Lowest percentage, games won, season .....	.338 in 1988 (54-106)
Most shutouts won, season .....	24 in 1992
Most shutouts lost, season .....	24 in 1978
Most 1-0 shutouts won, season .....	7 in 1974
Most 1-0 shutouts lost, season .....	4 in 1988, 1989, 2014
Most consecutive games won .....	15, April 16-May 2, 2000
Most consecutive games lost .....	17, April 23-May 11, 1977
Most consecutive victories, home .....	13, August 17-September 7, 2019
Most consecutive victories, road .....	13, July 29-August 22, 2021
Most consecutive losses, home .....	12, August 25-September 13, 2015
Most consecutive losses, road .....	13, August 11-September 6, 2015

### GAME

Longest 1-0 game won .....	13 innings, vs. St. Louis, May 16, 1997
Longest 1-0 game lost .....	13 innings, vs. Los Angeles, May 18, 1974; vs. St. Louis, May 20, 1989
Shortest game by time .....	1:14, at Chicago (NL), May 9, 1990 (5 innings)
Shortest game by time, nine innings .....	1:32 at Cincinnati, June 17, 1971
Longest game by time .....	6:39, vs. Pittsburgh, July 26, 2011 (19 innings)
Longest game by time, nine innings .....	4:14, vs. Miami, September 9, 2020
Longest game by innings, road .....	20, vs. Philadelphia, May 4, 1973
Longest game by innings, home .....	19, vs. New York, July 4, 1985; vs. Pittsburgh, July 26, 2011
Largest comeback victory .....	9 runs, vs. St. Louis, May 15, 1977 (trailed 10-1 in 5th inning, won 15-12) vs. San Diego, June 7, 1987 (trailed 11-2 in 6th inning, won 13-12) at Washington, July 20, 2012 (trailed 9-0 in 5th inning, won 11-10)

## LONGEST BRAVES GAMES BY INNING

The longest games in Atlanta franchise history (since 1966).

### 20 innings

May 4, 1973 at Philadelphia -- PHI 5, ATL 4

### 19 innings

July 4, 1985 at Atlanta -- NYM 16, ATL 13  
May 14, 1988 at St. Louis -- ATL 7, STL 5  
July 26, 2011 at Atlanta -- ATL 4, PIT 3

### 18 innings

Sept. 6, 1984 at Los Angeles -- ATL 3, LAD 2  
June 11, 1985 at Atlanta -- SF 5, ATL 4  
August 3, 1996, at Los Angeles -- ATL 5, LA 3  
\*October 9, 2005, at Houston -- HOU 7, ATL 6  
\*Division Series

### 17 innings

May 2, 1968 at Los Angeles -- LAD 2, ATL 1  
August 5, 1971 at Atlanta -- ATL 2, NY 1  
September 28, 1988 at Atlanta -- ATL 4, HOU 3  
July 28, 1989 at Atlanta -- CIN 4, ATL 2  
July 6, 2008 at Atlanta -- ATL 7, HOU 6

### 16 innings

August 11, 1967 at Atlanta -- ATL 6, HOU 5  
May 17, 1968 at New York -- ATL 3, NYM 1  
May 23, 1987 at Chicago -- CHI 7, ATL 6  
August 10, 1988 at Atlanta -- SD 5, ATL 4  
May 6, 1992 at Pittsburgh -- PIT 4, ATL 3  
May 7, 2002 at Atlanta -- LAD 6, ATL 5

## ATLANTA TEAM BATTING RECORDS

## SEASON

Most at-bats.....	5,689 in 2007
Most runs.....	907 in 2003
Fewest runs.....	348 in 1968
Most runs per game.....	5.60 in 2003
Fewest runs per game.....	3.15 in 1968
Most opponent runs.....	895 in 1977
Most hits.....	1,608 in 2003
Most singles.....	1,109 in 1968
Most doubles.....	328 in 2007
Fewest doubles.....	170 in 1976
Most triples.....	48 in 1992
Fewest triples.....	16 in 2011
Most home runs.....	249 in 2019
Fewest home runs.....	80 in 1968
Most home runs, Atlanta-Fulton County Stadium (Braves & opponents).....	211 in 1970
Most home runs, Turner Field (Braves & opponents).....	195 in 2006
Most home runs, Truist Park (Braves & opponents).....	228 in 2019
Most grand slams.....	12 in 1997
Most pinch-hit home runs.....	10 in 2010, 2017
Most total bases.....	2,696 in 2003
Most extra-base hits.....	587 in 2003
Most sacrifice hits.....	109 in 1974
Most sacrifice flies.....	52 in 1997, 2016
Most stolen bases.....	165 in 1991
Fewest stolen bases.....	47 in 1972
Most caught stealing.....	88 in 1983
Fewest caught stealing.....	19 in 2021
Most bases on balls.....	641 in 1987
Fewest bases on balls.....	414 in 1968
Most strikeouts.....	1,467 in 2019
Fewest strikeouts.....	665 in 1969
Most hit by pitch.....	67 in 2021
Fewest hit by pitch.....	17 in 1977, 1983
Most runs batted in.....	872 in 2003
Highest batting average.....	284 in 2003
Lowest batting average.....	234 in 1989
Highest slugging percentage.....	475 in 2003
Lowest slugging percentage.....	334 in 1976
Highest on-base percentage.....	349 in 2003
Lowest on-base percentage.....	298 in 1989
Most ground into double plays.....	154 in 1985
Fewest ground into double plays.....	81 in 2021
Most left on base.....	1,274 in 2008
Fewest left on base.....	1,038 in 1988
Most .300 hitters.....	3 in 1966, 1970, 2000, 2003
Most consecutive games, one or more homers.....	25, (45 homers), 1998

## GAME

Most runs.....	29, vs. Miami, September 9, 2020
Most runs, shutout.....	18, vs. Florida, October 3, 1999
Most runs, inning.....	13, vs. Houston, September 20, 1972 (2nd inning)
Most hits.....	25, vs. Cincinnati, May 1, 1985
Most doubles.....	9, three times, at Philadelphia, 5/3/1986; vs. San Francisco, 8/18/1998; at Arizona, 7/29/2007
Most home runs.....	8, at Chicago (NL), May 28, 2006
Most extra-base hits.....	14, vs. Pittsburgh, May 21, 2021
Most total bases.....	48, vs. Pittsburgh, May 21, 2021
Most left on base.....	27, vs. Philadelphia, May 4, 1973 (20 innings)
Most left on base, nine innings.....	18, vs. Los Angeles, June 23, 1986
Most stolen bases.....	8, two times, vs. New York, July 16, 1988; at Montreal, June 16, 1991
Most grand slams.....	2, vs. San Francisco, July 3, 1966; vs. Houston, May 2, 1987; vs. Philadelphia, July 14, 1997
.....	vs. Pittsburgh, May 21, 2021
Most times struck out.....	26 at New York-NL, August 23, 2019 (14 innings)
Most times struck out, nine innings.....	19, July 27, 2020 at Tampa Bay

## ATLANTA TEAM PITCHING RECORDS

## SEASON

Most pitchers used .....	37 in 2015
Lowest ERA .....	2.92 in 1968
Highest ERA .....	4.85 in 1977
Most runs allowed.....	895 in 1977
Fewest runs allowed.....	548 in 2013
Most runs allowed per game.....	5.52 in 1977
Fewest runs allowed per game.....	3.37 in 1968
Most innings pitched.....	1479.2 in 2011
Fewest innings pitched.....	1377.0 in 1972
Most hits allowed.....	1581 in 1977
Fewest hits allowed.....	1236 in 2018
Most shutouts.....	24 in 1992
Fewest shutouts.....	3 in 1979
Most bases on balls allowed.....	701 in 1977
Fewest bases on balls.....	362 in 1968
Most strikeouts.....	1,423 in 2018
Fewest strikeouts.....	669 in 1975
Most home runs allowed.....	203 in 2019
Fewest home runs allowed.....	86 in 1976
Most complete games.....	46 in 1974
Fewest complete games.....	0 in 2017
Most saves.....	57 in 2002
Fewest saves.....	22 in 1974
Most consecutive shutouts.....	3, five times, last: 10/2/15-10/4/15
Most consecutive scoreless innings.....	36, 4th inning 4/26 - 3rd inning, 5/1/92
Most wild pitches.....	83 in 1966, 2016

*\*All "fewest" records are for full, 162-game seasons.*

## GAME

Most runs allowed.....	23, two times, to Cincinnati, April 25, 1977; to San Francisco, June 8, 1990
Most runs allowed, shutout.....	19, to Montreal, July 30, 1978
Most wild pitches.....	6, vs. Houston, August 4, 1979; at Arizona, July 24, 2017

## ATLANTA TEAM FIELDING RECORDS

## SEASON/GAME/INNING

Most putouts.....	4,439 in 2011
Fewest putouts.....	4,223 in 1979
Most assists.....	2,028 in 1985
Fewest assists.....	1,439 in 2018
Most chances accepted.....	6,559 in 1985
Fewest chances accepted.....	5,786 in 2021
Most errors.....	183 in 1979
Fewest errors.....	71 in 2021
Most errorless games.....	105 in 2018
Most consecutive errorless games.....	15, September 1-17, 2019
Most double plays.....	197 in 1985
Fewest double plays.....	104 in 2021
Most consecutive games making a double play.....	15 (20 DPs) in 1982 (May 21-June 8)
Most passed balls.....	42 in 1967
Fewest passed balls.....	6 in 1983, 2010, 2013
Highest fielding average.....	.988 in 2021
Lowest fielding average.....	.970 in 1979
Most errors, game.....	7, two times, vs. Philadelphia, July 22, 1973 (2nd game); at Colorado, May 2, 2004
Most double plays, game.....	7, vs. Cincinnati, June 27, 1982 (14 innings)* <b>tmnl</b>
Most double plays, nine innings.....	5, six times; last: at Florida, April 14, 2002
Most errors, inning.....	4, two times, at San Francisco, June 13, 1989 (3rd); vs. San Diego., Sept. 16, 1990 (2nd)

## ATLANTA INDIVIDUAL BATTING RECORDS

## CAREER

Most years appeared, non-pitcher.....	19, Chipper Jones
Most games.....	2,499, Chipper Jones
Most consecutive games.....	740, Dale Murphy (9/25/81-7/8/86)
Most at-bats.....	8,984, Chipper Jones
Most runs.....	1,619, Chipper Jones
Most hits.....	2,726, Chipper Jones
Most singles.....	1,671, Chipper Jones
Most doubles.....	549, Chipper Jones
Most triples.....	40, Ralph Garr
Most home runs, righthander.....	371, Dale Murphy
Most home runs, lefthander.....	271, Freddie Freeman
Most home runs, switch-hitter.....	468, Chipper Jones (107 from right side, 361 from left side)
Most RBI.....	1,623, Chipper Jones
Most game-winning RBI.....	229, Chipper Jones
Most grand slams.....	10, Brian McCann
Most total bases.....	4,755, Chipper Jones
Most extra-base hits.....	1,055, Chipper Jones
Highest batting average.....	.317, Ralph Garr
Highest slugging average.....	.567, Hank Aaron
Highest on-base percentage.....	.401, Chipper Jones
Most stolen bases.....	189, Rafael Furcal
Most bases on balls.....	1,512, Chipper Jones
Most bases on balls, intentional.....	177, Chipper Jones
Most strikeouts.....	1,581, Dale Murphy
Most sacrifice hits.....	171, Tom Glavine
Most sacrifice flies.....	97, Chipper Jones
Most hit by pitch.....	83, Andruw Jones
Most grounded into double plays.....	253, Chipper Jones

## SEASON

Most games.....	162, F. Millan (1969); D. Murphy (1982-85); A. Jones (1999); J. Francoeur (2006-07); F. Freeman (2014, 18), N.Markakis (2018)
Most at-bats.....	671, Marquis Grissom, 158 games, 1996
Most runs.....	131, Dale Murphy, 162 games, 1983
Most hits.....	219, Ralph Garr, 154 games, 1971
Most consecutive games hit safely.....	33, Dan Uggia, 2011
Most consecutive games hit safely to begin a season.....	23, Edgar Renteria, 2006
Most consecutive at-bats with a hit.....	10, Matt Diaz, August 12-14, 2006 (in 10 plate appearances)
Most consecutive plate appearances reaching safely (without an error).....	12, Freddie Freeman, April 16-19, 2017
Most singles.....	180, Ralph Garr, 154 games, 1971
Most doubles.....	49, Marcus Giles, 145 games, 2003
Most triples.....	17, Ralph Garr, 143 games, 1974
Most home runs, righthander.....	51, Andruw Jones, 160 games, 2005
Most home runs, lefthander.....	41, Darrell Evans, 161 games, 1973
Most home runs, switch hitter.....	45, Chipper Jones, 157 games, 1999
Most home runs, home.....	31, Hank Aaron, 1971
Most home runs, road.....	30, Andruw Jones, 2005
Most home runs, month.....	14, Bob Horner, July 1980
Most home runs, rookie.....	33, Earl Williams, 145 games, 1971
Most two-homer games.....	9, Andruw Jones, 2005
Most grand slams.....	3, Chipper Jones, 157 games, 1997
Most total bases.....	359, Chipper Jones, 157 games, 1999
Most pinch-hits.....	20, Chris Chambliss, 97 games, 1986
Most consecutive pinch-hits.....	6, Milt Thompson, 1985
Most extra-base hits.....	87, Chipper Jones, 157 games, 1999
Most sacrifice hits.....	20, three times, Rod Gilbreath, 116 games, 1976; Glenn Hubbard, 145 games, 1982; Javier Vazquez, 32 games, 2009
Most sacrifice flies.....	10, 3x, Bob Horner, 141 g, 1986; Gerald Perry, 141 g, 1988; Chipper Jones, 156 g, 2000
Most times grounded into double plays.....	25, Andrelton Simmons, 2014; Matt Kemp, 2017
Fewest ground into double plays.....	1, David Justice, 144 games, 1992
Most stolen bases.....	72, Otis Nixon, 124 games, 1991
Most caught stealing.....	23, Brett Butler, 151 games, 1983
Most bases on balls.....	127, James Wynn, 148 games, 1976
Most bases on balls, intentional.....	29, Dale Murphy, 1987
Most consecutive games, bases on balls.....	16, Chipper Jones, 1999
Most consecutive games, reached base safely.....	52, Gary Sheffield, 2002

## ATLANTA INDIVIDUAL BATTING RECORDS, CONTINUED

Most strikeouts .....	188, Ronald Acuña Jr, 156 games, 2019
Fewest strikeouts.....	35, Felix Millan, 162 games, 1969
Most hit by pitch .....	25, Andres Galarraga, 153 games, 1998
Most RBI .....	132, Gary Sheffield, 155 games, 2003
Most game-winning RBI .....	23, two times, Ron Gant, 154 games, 1991; Gary Sheffield, 135 games, 2002
Most consecutive games with RBI .....	10, Freddie Freeman, June 12-22, 2019
Highest batting average.....	.366, Rico Carty, 136 games, 1970
Highest slugging average .....	.669, Hank Aaron, 139 games, 1971
Highest on-base percentage.....	.470, Chipper Jones, 128 games, 2008

## GAME

Most runs .....	5, seven times, last: (Adam Duvall, Austin Riley & Dansby Swanson vs. Miami, September 9, 2020)
Most hits .....	6, two times, Felix Millan vs. San Francisco, July 6, 1970; Willie Harris vs. St. Louis, July 21, 2007
Most doubles.....	4, three times, *tml Marcus Giles at Montreal, July 27, 2003; Adam LaRoche at Milwaukee, May 15, 2004 Rafael Ramirez vs. Chicago (NL), May 21, 1986
Most triples .....	3, Rafael Furcal vs. Florida, April 21, 2002*tml
Most home runs .....	4, Bob Horner vs. Montreal, July 6, 1986*tml
Most RBI .....	9, Tony Cloninger vs. San Francisco, July 3, 1966; Adam Duvall vs. Miami, September 9, 2020
Most grand slams.....	2, Tony Cloninger vs. San Francisco, July 3, 1966*tml
Most stolen bases .....	6, Otis Nixon vs. Montreal, June 16, 1991*tml
Most bases on balls .....	5, three times Hank Aaron at St. Louis, July 11, 1972; Dale Murphy vs. New York, April 22, 1983 & vs. Chicago, May 23, 1987

## INNING

Most home runs .....	2, Dale Murphy vs. San Francisco, July 27, 1989*tml
Most RBI .....	6, Dale Murphy vs. San Francisco, July 27, 1989
Most stolen bases .....	2, 72 times, Last: Ronald Acuña Jr, June 5, 2021 vs. Los Angeles-NL, 7th inning (2nd & 3rd)

## ATLANTA INDIVIDUAL PITCHING RECORDS

## CAREER

Most years.....	20, John Smoltz
Most games .....	708, John Smoltz
Most games started .....	594, Phil Niekro
Most complete games .....	226, Phil Niekro
Most innings pitched .....	4,533, Phil Niekro
Highest winning percentage .....	.688 (194-88), Greg Maddux
Most games won .....	266, Phil Niekro
Most 20-win seasons .....	5, Tom Glavine
Most games lost .....	227, Phil Niekro
Most saves .....	186, Craig Kimbrel
Most 40-save seasons .....	4 (consecutive, 2011-14), Craig Kimbrel
Most bases on balls .....	1,425, Phil Niekro
Most bases on balls, intentional .....	114, Tom Glavine
Most strikeouts .....	3,011, John Smoltz
Most shutouts .....	43, Phil Niekro
Most runs .....	1,880, Phil Niekro
Most earned runs .....	1,613, Phil Niekro
Lowest ERA .....	2.63, Greg Maddux
Most hits .....	4,136, Phil Niekro
Most home runs .....	386, Phil Niekro
Most balks.....	35, Phil Niekro
Most sacrifice hits allowed.....	193, Phil Niekro
Most sacrifice flies allowed.....	87, Tom Glavine
Most batters hit by pitch.....	104, Phil Niekro
Most wild pitches .....	190, Phil Niekro



## ATLANTA INDIVIDUAL PITCHING RECORDS

## SEASON

Most games pitched.....	87, Peter Moylan, 2009
Most games started.....	44, Phil Niekro, 1979
Most complete games.....	23, Phil Niekro, 1979
Most games finished.....	68, John Smoltz, 2002
Most innings pitched.....	342, Phil Niekro, 1979
Highest winning percentage.....	.905 (19-2), Greg Maddux, 1995
Highest winning percentage, starter (min. 20 dec.).....	.905 (19-2), Greg Maddux, 1995*
Most games won, righthander.....	24, John Smoltz, 1996
Most games won, lefthander.....	22, Tom Glavine, 1993
Most games lost.....	20, Phil Niekro, 1977, 1979
Most games lost, relief pitcher.....	16, Gene Garber, 1979
Longest winning streak.....	14 games, John Smoltz, 1996
Longest losing streak.....	16 games, Shelby Miller, 2015
Most saves.....	55, John Smoltz, 2002* <b>tml</b>
Most bases on balls.....	164, Phil Niekro, 1977
Most bases on balls, intentional.....	16, Gene Garber, 1982
Lowest ERA (min. 162 IP).....	1.56, Greg Maddux, 202.0 IP, 1994
Lowest batting average against (min. 162 IP).....	.195, Mike Foltyniewicz, 2018
Most strikeouts.....	276, John Smoltz, 1996
Most shutouts.....	6, Phil Niekro, 1974
Most 1-0 shutouts won.....	3, Charlie Leibbrandt, 1992
Most runs allowed.....	166, Phil Niekro, 1977
Most earned runs allowed.....	148, Phil Niekro, 1977
Most hits allowed.....	315, Phil Niekro, 1977
Most hit batsmen.....	15, Tim Hudson, 2011
Most wild pitches.....	27, Tony Cloninger, 1966
Most home runs allowed.....	41, Phil Niekro, 1979
Most sacrifice hits allowed.....	22, Tom Glavine, 1999
Most sacrifice flies allowed.....	12, three times Tony Cloninger, 1966; Carl Morton, 1974; Ervin Santana, 2014
Most balks.....	8, Rick Mahler, 1988

## GAME

Most strikeouts.....	15, two times, John Smoltz vs. Montreal, May 24, 1992 & vs. New York (NL), April 10, 2005
Most wild pitches.....	6, Phil Niekro vs. Houston, August 4, 1979* <b>tml</b>

## INNING

Most wild pitches.....	4, Phil Niekro vs. Houston, August 4, 1979* <b>tml</b>
------------------------	--

## ATLANTA INDIVIDUAL FIELDING RECORDS

## SEASON

Most putouts.....	1,626, Chris Chambliss, 1980
Most assists.....	539, Glenn Hubbard, 1985
Most errors.....	39, Rafael Ramirez, 1983

## GAME

Most errors.....	4, Darrell Evans, vs. Cincinnati, 9/20/1975; Mark DeRosa, at Colorado, 5/2/2004
------------------	---

## INNING

Most errors.....	3, Jim Presley vs. San Diego, September 16, 1990 (2nd inning)
------------------	---

\*-Denotes Major League record.

\*nl-Denotes National League record.

\*tml-Denotes tied National League record.

\*tml-Denotes tied Major League record.

\*mml-Denotes modern Major League record.

\*tmml-Denotes tied modern Major League record.

\*tmnl-Denotes tied modern National League record.

# BRAVES FRANCHISE RECORDS

## GENERAL FRANCHISE RECORDS [\*ALL "FEWEST" RECORDS ARE FOR FULL, 162-GAME SEASONS.]

Highest home attendance, season .....	3,884,720 in 1993
Highest road attendance, season .....	2,944,157 in 1993
Most games played .....	163 in 1963, 1966, 1968, 1974
Most extra-inning games played .....	27 in 1943
Most games won, season .....	106, 1998
Most games lost, season .....	115 in 1935
Most games won, month .....	26, September 1914
Most games lost, month .....	25, September 1928, September 1935
Most games won, home, season .....	56 in 1996, 1998, 1999, 2010, 2013
Most games lost, home, season .....	55 in 1923
Most games won, road, season .....	53 in 1993
Most games lost, road, season .....	65 in 1935
Highest winning percentage, season .....	.705 in 1897 (93-39)
Highest winning percentage, season, since 1900 .....	.654 in 1998 (106-56)
Lowest winning percentage, season .....	.248 in 1935 (38-115)
Most shutouts lost, season .....	28 in 1906
Most 1-0 shutouts won, season .....	9 in 1916
Most 1-0 shutouts lost, season .....	6 in 1906, 1933
Most consecutive games won .....	18 in 1891
Most consecutive games won since 1900 .....	15 in 2000
Most consecutive games lost .....	19 in 1906
Most consecutive victories, home .....	13 in 2019
Most consecutive victories, road .....	13, in 2021
Most consecutive losses, home .....	14 in 1911
Most consecutive losses, road .....	16 in 1906
Most victories over one club, season .....	18, Cincinnati, 1957
Most losses to one club, season .....	21, Chicago, 1909
Times league champion .....	18
Last place finishes .....	15
Longest 1-0 game won .....	13 innings, seven times, last vs. St. Louis, May 16, 1997
Longest 1-0 game lost .....	17 innings, vs. Chicago, September 21, 1901
Shortest game by time .....	1:15 vs. Cincinnati, August 10, 1944
Longest game by time, 9 innings .....	4:02 at San Francisco, June 22, 1962
Longest game by innings .....	26, vs. Brooklyn, May 1, 1920 (1-1 tie)*
Largest winning margin .....	20 runs vs. Miami, September 10, 2020 (29-9)
Largest losing margin .....	23 runs, vs. Cincinnati, June 4, 1911 (3-26)
Most consecutive Opening Day wins .....	10, 1887-1896
Most players, season .....	60 in 2015, 2016
Fewest players, season .....	23 in 1905
Largest crowd, day game .....	54,296 vs. Philadelphia, October 2, 2010
Largest crowd, doubleheader .....	50,597 vs. Chicago, July 4, 1972
Largest crowd, night game .....	53,953 vs. St. Louis, July 21, 2007
Largest crowd, home opener .....	53,775 vs. Los Angeles, April 8, 1974
Largest crowd, postseason game .....	54,357 vs. Chicago, October 5, 2003
Largest crowd, Turner Field, regular-season game .....	54,296 vs. Philadelphia, October 2, 2010
Largest crowd, SunTrust Park, regular-season game .....	43,619 vs. Los Angeles-NL, August 17, 2019

# FRANCHISE CLUB BATTING RECORDS

	SEASON
Most at-bats.....	5,689 in 2007
Most runs.....	1,220 in 1894
Most runs (since 1900).....	907 in 2003
Most runs per game.....	9.17 in 1894
Most runs per game (since 1900).....	5.60 in 2003
Fewest runs.....	408 in 1906
Fewest runs per game.....	2.68 in 1906
Most hits.....	1,658 in 1894
Most hits (since 1900).....	1,608 in 2003
Fewest hits.....	1,115 in 1906
Most singles.....	1,196 in 1925
Most doubles.....	328 in 2007
Fewest doubles.....	125 in 1909
Most triples.....	100 in 1921
Fewest triples.....	16 in 2011
Most home runs.....	249 in 2019
Fewest home runs.....	15 in 1909
Most home runs, home games, Braves and opponent.....	228 in 2019
Most grand slams.....	12 in 1997* <b>tnl</b>
Most pinch-home runs.....	10 in 2010
Most total bases.....	2,483 in 1998
Most extra-base hits.....	587 in 2003
Most sacrifice hits.....	142 in 1956
Most sacrifice flies.....	60 in 1960
Most stolen bases.....	373 in 1887
Most stolen bases (since 1900).....	189 in 1902
Fewest stolen bases.....	20 in 1935
Most caught stealing.....	88 in 1983
Fewest caught stealing (since 1951).....	8 in 1958
Most bases on balls.....	684 in 1949
Fewest bases on balls.....	326 in 1933
Most strikeouts.....	1,467 in 2019
Fewest strikeouts.....	348 in 1926
Most hit by pitch.....	67 in 2021
Fewest hit by pitch.....	13 in 1941
Most RBI.....	1,027 in 1894
Most RBI (since 1900).....	872 in 2003
Highest batting average.....	.331 in 1894
Highest batting average (since 1900).....	.292 in 1925
Lowest batting average.....	.223 in 1909
Highest on-base percentage.....	.357 in 1948
Lowest on-base percentage.....	.267 in 1885
Lowest on-base percentage (since 1900).....	.277 in 1905
Highest slugging percentage.....	.475 in 2003
Lowest slugging percentage.....	.274 in 1909
Most ground into double plays.....	154 in 1985
Fewest ground into double plays.....	81 in 2021
Most left on base.....	1,274 in 2008
Fewest left on base.....	1,003 in 1933
Most .300 hitters.....	8 in 1931
Most consecutive games, one or more homers.....	25 (45 homers) in 1998

## FRANCHISE SINGLE-SEASON BATTING LEADERS

Below are the franchise single-season batting leaders by position.

Position	Batting Avg	Home Runs	RBI
<b>Catcher</b>	.321 Joe Torre, 1964	43 Javy Lopez, 2003	109 Javy Lopez, 2003
<b>First Base</b>	.373 Dan Brouthers, 1889	44 Andres Galarraga, 1998	121 Andres Galarraga, 1998
<b>Second Base</b>	.387 Rogers Hornsby, 1928	43 Davey Johnson, 1973	115 Bobby Lowe, 1894
<b>Third Base</b>	.374 Billy Nash, 1887	47 Eddie Mathews, 1953	135 Eddie Mathews, 1953
<b>Shortstop</b>	.339 Herman Long, 1896	27 Dansby Swanson, 2021	100 Herman Long, 1896 100 Herman Long, 1899
<b>Left Field</b>	.366 Rico Carty, 1970	40 Hank Aaron, 1973	129 Hugh Duffy, 1897
<b>Center Field</b>	.440 Hugh Duffy, 1894	51 Andruw Jones, 2005	145 Hugh Duffy, 1894
<b>Right Field</b>	.355 Hank Aaron, 1959	47 Hank Aaron, 1971	132 Hank Aaron, 1957 132 Gary Sheffield, 2003

FRANCHISE CLUB BATTING RECORDS, CONTINUED

GAME

Most players used .....	28, vs. Washington, September 7, 2008
Most players used (9-inning game) .....	25, at Philadelphia, September 26, 1964
Most players used, both teams (9-inning game) .....	45, at New York Mets, September 29, 2002* <b>tml</b>
Most runs .....	30, vs. Detroit, June 9, 1883
Most runs (since 1900) .....	29, vs. Miami, September 9, 2020* <b>nl</b>
Most runs, both teams (since 1900) .....	38, vs. Miami, September 9, 2020
Most runs, shutout game .....	18, vs. Buffalo, October 3, 1885
Most runs, shutout game (since 1900) .....	18, vs. Florida, October 3, 1999
Largest comeback victory .....	9 runs, vs. St. Louis, May 15, 1977 (trailed 10-1 in 5th inning, won 15-12) vs. San Diego, June 7, 1987 (trailed 11-2 in 6th inning, won 13-12) at Washington, July 20, 2012 (trailed 9-0 in 5th inning, won 11-10)
Most hits .....	32, vs. St. Louis, September 3, 1896 (1st game)
Most hits (since 1900) .....	26, vs. Chicago, September 2, 1957 (1st game)
Most left on base .....	27, vs. Philadelphia, May 4, 1973 (20 innings)*; 18, vs. Los Angeles, June 23, 1986* <b>tml</b>
Most extra-base hits .....	14 vs. Pittsburgh, May 21, 2021 (7 doubles, 7 HR)
Most total bases .....	48 vs. Pittsburgh, May 21, 2021
Most stolen bases .....	8, vs. Cincinnati, August 28, 1909; vs. New York, July 16, 1988 vs. Montreal, June 16, 1991
Most home runs .....	8, vs. Pittsburgh, August 30, 1953 (1st game) at Chicago, May 28, 2006
Most home runs, both clubs .....	10, vs. Cincinnati, April 2, 1970 (3-7)
Most grand slams .....	2, vs. Philadelphia, July 14, 1997; vs. Houston, May 2, 1987; vs. San Francisco, July 3, 1966; vs. Pittsburgh, May 21, 2021* <b>tml</b>

INNING

Most runs .....	16, vs. Baltimore, June 18, 1894 (1st)
Most runs (since 1900) .....	13, vs. St. Louis, July 25, 1900 (1st); vs. Brooklyn, June 25, 1910 (1st); vs. Houston, September 20, 1972 (2nd)
Most runs, both teams .....	17, vs. New York, June 20, 1912 (9th 10-7)* <b>tml</b>
Most hits .....	12, vs. Houston, September 20, 1972 (2nd)
Most hits, both teams .....	17, vs. New York, June 20, 1912 (9th)
Most extra-base hits .....	7, vs. St. Louis, August 25, 1963 (1G), (1st - 7 doubles)
Most home runs .....	4, vs. Cincinnati, June 8, 1961 (7th); at Chicago, June 8, 1965 (10th); vs. Montreal, June 21, 1971 (8th); vs. Houston, September 20, 1992 (6th); at Philadelphia, June 23, 1997 (3rd); vs. San Francisco, May 20, 2001 (7th) vs. Pittsburgh, June 11, 2019 (2nd)
Most consecutive home runs .....	4, vs. Cincinnati, June 8, 1961 (7th) (Mathews, Aaron, Adcock, Thomas)* <b>tml</b>

FRANCHISE CLUB PITCHING RECORDS

SEASON

Most innings pitched .....	1479.2 in 2011
Fewest innings pitched .....	1330.0 in 1935
Most opponents runs .....	1,021 in 1911
Fewest opponent runs .....	516 in 1902
Most opponent runs per game .....	6.54 in 1911
Fewest opponent runs per game .....	2.87 in 1916
Most hits allowed .....	1,662 in 1923
Fewest hits allowed .....	1,156 in 1892
Fewest hits allowed (since 1900) .....	1,206 in 1916
Most walks .....	701 in 1977
Fewest walks .....	325 in 1916
Most home runs .....	203 in 2019
Fewest home runs .....	19 in 1917
Most shutouts .....	24 in 1992
Fewest shutouts .....	1 in 1928
Most complete games .....	142 in 1892
Most complete games since 1900 .....	139 in 1905
Fewest complete games .....	0 in 2017
Most consecutive (CG) shutouts .....	3, July 24-26, 1959 (Pizarro, Burdette, Spahn); September 4-6, 1963 (Spahn, Sadowski, Shaw)
Most consecutive scoreless innings .....	36, April 26 (4th inning) to May 1 (3rd inning), 1992
Most no-hit games .....	2 in 1960

## FRANCHISE CLUB PITCHING RECORDS, CONTINUED

Most strikeouts .....	1,423 in 2018
Fewest strikeouts.....	343 in 1928
Most saves .....	57 in 2002
Fewest saves .....	0, four times (1901, 1904, 1905 and 1906)
Most wild pitches .....	83 in 1966, 2016
Fewest balks .....	0 in 1948, 1957*tml
Lowest ERA .....	2.19 in 1916
Highest ERA.....	5.41 in 1894
Highest ERA since 1900.....	5.12 in 1929

### GAME

Most pitchers used .....	10, three times
.....	at Philadelphia, Sept. 27, 2003; vs. Washington, Sept. 7, 2008, at New York-NL, Sept. 29, 2019
Most pitcher used (nine-inning game).....	8, 11 times, last: at Washington, September 3, 2015
Most wild pitches .....	6, vs. Chicago, May 4, 1963; vs. Houston, August 4, 1979
Most balks.....	6, vs. Chicago, May 4, 1963*
Most runs by opponent .....	27 by Pittsburgh, June 6, 1894
Most runs by opponent since 1900.....	26 by Cincinnati, June 4, 1911
Most runs, shutout game, by opponent.....	19 by Montreal, July 30, 1978

### INNING

Most pitchers used, inning.....	5, vs. St. Louis, July 22, 1967 (9th)
.....	(Johnson, Hernandez, Raymond, Kelley, Upshaw)
Most wild pitches .....	4, vs. Houston, August 4, 1979 (Niekro)

## FRANCHISE CLUB FIELDING RECORDS

### SEASON

Most putouts .....	4,439 in 2011
Fewest putouts .....	3,977 in 1907
Most assists.....	2,224 in 1908
Fewest assists.....	1,439 in 2018
Most chances accepted .....	6,679 in 1910
Fewest chances accepted.....	5,786 in 2021
Most errors .....	353 in 1904
Fewest errors.....	71 in 2021
Most errorless games.....	101 in 2011
Most consecutive errorless games .....	15 in 2019 (September 1-17)
Most double plays.....	197 in 1985
Fewest double plays.....	101 in 1935
Most consecutive games making a double play.....	15 (20 DPs) in 1982 (May 21-June 8)
Most passed balls .....	167 in 1883
Most passed balls since 1900.....	42 in 1905, 1967
Fewest passed balls .....	2 in 1943
Highest fielding average.....	.988 in 2021
Lowest fielding average.....	.945 in 1904

### GAME

Most errors .....	11, vs. St. Louis, June 11, 1906
Most double plays.....	7, vs. Cincinnati, June 27, 1982 (14 innings)*tml
Most double plays, 9 innings (since 1957).....	5 (six times), last: vs. Florida, April 14, 2002

\*-Denotes Major League record

\*nl-Denotes National League record

\*tnl-Denotes tied National League record

\*tml-Denotes tied Major League record

\*mml-Denotes modern Major League record

\*tmml-Denotes tied modern Major League record

\*tmnl-Denotes tied modern National League record

## FRANCHISE INDIVIDUAL BATTING RECORDS

## CAREER

Most years, non-pitcher.....	21, Hank Aaron
Most games.....	3,076, Hank Aaron
Most consecutive games.....	740, Dale Murphy (9/26/81-7/8/86)
Most at-bats.....	11,628, Hank Aaron
Most runs.....	2,107, Hank Aaron
Most hits.....	3,600, Hank Aaron
Most singles.....	2,171, Hank Aaron
Most doubles.....	600, Hank Aaron
Most triples.....	103, Rabbit Maranville
Most home runs, righthander.....	733, Hank Aaron
Most home runs, lefthander.....	493, Eddie Mathews
Most home runs, switch-hitter.....	468, Chipper Jones
Most grand slams.....	16, Hank Aaron
Most pinch-homers.....	7, Joe Adcock, Brooks Conrad
Most homers by pitcher.....	35, Warren Spahn
Most total bases.....	6,591, Hank Aaron
Most extra-base hits.....	1,429, Hank Aaron
Most stolen bases.....	431, Herman Long
Most stolen bases since 1900.....	240, Hank Aaron
Most times caught stealing.....	83, Jerry Royster
Most bases on balls.....	1,512, Chipper Jones
Most intentional bases on balls.....	289, Hank Aaron
Most strikeouts.....	1,581, Dale Murphy
Most RBI.....	2,202, Hank Aaron
Most sacrifice hits.....	220, Rabbit Maranville
Most sacrifice flies.....	113, Hank Aaron
Most times hit by pitch.....	150, Tommy Tucker
Most times grounded into double play.....	305, Hank Aaron
Highest batting average.....	.338, Billy Hamilton
Highest batting average (since 1900).....	.317, Ralph Garr, Rico Carty
Highest slugging average.....	.567, Hank Aaron
Highest on-base percentage.....	.456, Billy Hamilton
Highest on-base percentage (since 1900).....	.401, Chipper Jones

## SEASON

Most games.....	162, F. Millan (1969), D. Murphy (1982-85), A. Jones (1999), J. Francoeur (2006-07) F. Freeman (2014,2018), N. Markakis (2018)
Most at-bats.....	671, Marquis Grissom, 158 games, 1996
Most runs.....	160, Hugh Duffy, 124 games, 1894
Most runs (since 1900).....	131, Dale Murphy, 162 games, 1983
Most hits.....	236, Hugh Duffy, 124 games, 1894
Most hits (since 1900).....	224, Tommy Holmes, 154 games, 1945
Most consecutive hits.....	10, Buddy Hassett, June 9, 10, 14, 1940; Matt Diaz, August 12, 13, 14, 2006
Most singles.....	180, Ralph Garr, 154 games, 1971
Most doubles.....	50, Hugh Duffy, 124 games, 1894
Most doubles (since 1900).....	49, Marcus Giles, 145 games, 2003
Most triples.....	20, Richard Johnston, 124 games, 1887
Most triples (since 1900).....	18, Ray Powell, 149 games, 1921
Most home runs, righthander.....	51, Andruw Jones, 160 games, 2005
Most home runs, lefthander.....	47, Eddie Mathews, 157 games, 1953
Most home runs, switch-hitter.....	45, Chipper Jones, 157 games, 1999* <b>tnl</b>
Most home runs, home.....	31, Hank Aaron, 1971
Most home runs, road.....	30, Eddie Mathews, 1953; Andruw Jones, 2005
Most home runs, month.....	15, Joe Adcock, July 1956
Most home runs, rookie.....	38, Wally Berger, 151 games, 1930
Most home runs, two consecutive games.....	5, Joe Adcock, July 30-31, 1954* <b>tnl</b>
Most home runs, consecutive at-bats.....	4, Andruw Jones, Sept. 7-10, 2002; Robert Lowe, 1894 * <b>tnl</b>
Most home runs vs. one club.....	13, Joe Adcock vs. Brooklyn, 1956* <b>tnl</b>
Most grand slams.....	4, Sid Gordon, 134 games, 1950
Most home runs, by pitcher.....	6, Jim Tobin, 1942
Most total bases.....	400, Hank Aaron, 154 games, 1959

**FRANCHISE INDIVIDUAL BATTING RECORDS, CONTINUED**

Most extra-base hits.....	92, Hank Aaron, 154 games, 1959
Most stolen bases.....	93, Billy Hamilton, 131 games, 1896
Most stolen bases (since 1900).....	72, Otis Nixon, 124 games, 1991
Most caught stealing.....	23, Brett Butler, 151 games, 1983
Most bases on balls.....	131, Bob Elliott, 151 games, 1948
Most intentional bases on balls.....	29, Dale Murphy, 159 games, 1987
Most consecutive games, bases on balls.....	16, Chipper Jones, 1999
Most strikeouts.....	188, Ronald Acuña Jr., 156 games, 2019
Fewest strikeouts.....	9, Tommy Holmes, 154 games, 1945
Most hit by pitch.....	29, Tommy Tucker, 140 games, 1891
Most hit by pitch (since 1900).....	25, Andres Galarraga, 153 games, 1998
Most RBI.....	145, Hugh Duffy, 157 games, 1894
Most RBI (since 1920).....	135, Eddie Mathews, 157 games, 1953
Most consecutive games with RBI.....	10, Freddie Freeman, June 12-22, 2019
Highest batting average.....	438, Hugh Duffy, 124 games, 1894*
Highest batting average (since 1900).....	387, Rogers Hornsby, 140 games, 1928
Highest slugging percentage.....	.679, Hugh Duffy, 124 games, 1894
Highest slugging percentage (since 1900).....	.669, Hank Aaron, 139 games, 1971
Highest on-base percentage.....	.470, Chipper Jones, 128 games, 2008
Longest hitting streak.....	37 games, Tommy Holmes, 1945
Most ground into double plays.....	28, Sid Gordon, 150 games, 1951
Fewest ground into double plays.....	1, David Justice, 144 games, 1992

**GAME**

Most runs.....	6, five times, last: Frank Torre vs. Chicago, September 2, 1957
Most hits.....	6, seven times, last: Willie Harris vs. St. Louis, July 21, 2007
Most stolen bases.....	6, Otis Nixon at Montreal, June 16, 1991* <b>tml</b>
Most caught stealing.....	3, Rabbit Maranville, June 6, 1913
Most doubles.....	4, held by several; last: Adam LaRoche at Milwaukee, May 15, 2004* <b>tml</b>
Most triples.....	3, six times, last: Rafael Furcal vs. Florida, April 21, 2002* <b>tml</b>
Most home runs.....	4, Joe Adcock vs. Brooklyn, July 31, 1954; .....Bob Horner vs. Montreal, July 6, 1986; .....Robert Lowe, May 30, 1894* <b>tml</b>
Most grand slams.....	2, Tony Cloninger at San Francisco, July 3, 1966* <b>tml</b>
Most homers by pitcher.....	3, Jim Tobin vs. Chicago, May 13, 1942* <b>mml</b>
Most total bases.....	18, Joe Adcock vs. Brooklyn, July 31, 1954
Most extra-base hits.....	5, Joe Adcock vs. Brooklyn, July 31, 1954 (4HR, 1 2B)* <b>tml</b>
Most bases on balls.....	5, (6 times), Last: Dale Murphy vs. Chicago, May 23, 1987
Most intentional bases on balls.....	3, Dennis Menke vs. New York, May 23, 1964; .....Rowland Office vs. San Diego, April 20, 1975; Jeff Treadway vs. Houston, September 11, 1992
Most RBI.....	9, Tony Cloninger at San Francisco, July 3, 1966; Harry Staley, June 1, 1893 .....Adam Duvall, September 9, 2020
Most strikeouts.....	5, (7 times), Last: Justin Upton, August 17, 2013
Most grounded into double plays.....	3, (6 times), Last: Martin Prado, May 16, 2011

**INNING**

Most doubles.....	2, (10 times); Last: Rico Carty vs. New York, May 20, 1965* <b>tml</b>
Most triples.....	2, John Freeman vs. St. Louis, July 25, 1900 (1st); .....Joe Hornung, May 6, 1882 (6th)* <b>tml</b>
Most home runs.....	2, Robert Lowe, May 30, 1894 (3rd); .....Dale Murphy vs. San Francisco, July 27, 1989 (6th)* <b>tml</b>
Most RBI.....	6, Dale Murphy vs. San Francisco, July 27, 1989 (6th)
Most bases on balls.....	2, done many times, last, Freddie Freeman at Philadelphia, July 27, 2019 (3rd)
Most strikeouts.....	2, done many times, last, Adam Duvall at Minnesota, August 6, 2019 (6th)

## FRANCHISE INDIVIDUAL PITCHING RECORDS

## CAREER

Most years.....	21, Phil Niekro
Most games.....	740, Phil Niekro
Most games started.....	635, Warren Spahn
Most complete games.....	374, Warren Spahn
Most innings pitched.....	5,046, Warren Spahn
Most games won.....	356, Warren Spahn
Most games won, lefthander.....	356, Warren Spahn
Most games won, righthander.....	329, Kid Nichols
Most games won, righthander, (since 1900).....	268, Phil Niekro
Most 20-win seasons.....	13, Warren Spahn
Most games lost.....	227, Phil Niekro
Most saves.....	186, Craig Kimbrel
Most 40-save seasons.....	4 (consecutive, 2011-14), Craig Kimbrel
Most runs allowed.....	2,270, Kid Nichols
Most runs allowed (since 1900).....	1,922, Phil Niekro
Most earned runs allowed.....	1,710, Warren Spahn
Most bases on balls.....	1,458, Phil Niekro
Most intentional bases on balls.....	114, Tom Glavine
Most strikeouts.....	2,975, John Smoltz
Most shutouts.....	63, Warren Spahn
Most hits.....	4,620, Warren Spahn
Most home runs.....	408, Warren Spahn
Most batters hit by pitch.....	134, Vic Willis
Most batters hit by pitch (since 1900).....	104, Phil Niekro
Most wild pitches.....	199, Phil Niekro
Most balks.....	35, Phil Niekro
Lowest earned run average (Min. 1,000 IP).....	2.21, Tommy Bond
Lowest earned run average since 1900 (Min. 1,000 IP).....	2.62, Dick Rudolph
Highest winning percentage (Min. 100 decisions).....	.698 (178-77) Greg Maddux

## SEASON

Most games.....	87, Peter Moylan, 2009
Most games started.....	72, John Clarkson, 1889
Most games started (since 1900).....	46, Victor Willis, 1902
Most complete games.....	68, John Clarkson, 1889
Most complete games (since 1900).....	45, Victor Willis, 1902
Most games finished (since 1900).....	64, Mark Wohlers, 1996
Most innings.....	620, John Clarkson, 1889
Most innings (since 1900).....	411, Victor Willis, 1902
Most games won.....	49, John Clarkson, 1889
Most games won (since 1900).....	27, Charles Pittinger, 1902; Victor Willis, 1902; Dick Rudolph, 1914
Most victories, relief pitcher.....	12, Ben Cantwell, 1932
Most victories, righthander.....	49, John Clarkson, 1889
Most victories, lefthander.....	23, Warren Spahn, 1953, 1963
Most games lost.....	29, Victor Willis, 1905* <b>tml</b> ; Tommy Bond, 1880
Most games lost, relief pitcher.....	16, Gene Garber, 1979*
Highest winning percentage, starter (in. 20 dec.).....	.905, Greg Maddux (19-2), 1995*
Longest winning streak.....	14 games, John Smoltz, 1996
Longest losing streak.....	18 games, Clifton Curtis, 1910
Most saves.....	55, John Smoltz, 2002* <b>tnl</b>
Most bases on balls.....	164, Phil Niekro, 1977
Most strikeouts.....	417, Charlie Buffinton, 1884
Most strikeouts (since 1900).....	276, John Smoltz, 1996
Most shutouts won.....	12, Tommy Bond, 1879
Most shutouts (since 1900).....	7, Charles Pittinger, 1902; Irving Young, 1905; Warren Spahn, 1947, 1951, 1963
Most shutouts won vs. one club.....	4, Vic Willis vs. Chicago, 1901
Most shutouts lost.....	9, Irving Young, 1906
Most 1-0 shutouts won.....	4, Dick Rudolph, 1916; Joe Oeschger, 1920
Most runs allowed.....	196, Charles Pittinger, 1903
Most earned runs allowed.....	148, Phil Niekro, 1977
Most hits allowed.....	394, Charles Pittinger, 1903



**FRANCHISE INDIVIDUAL PITCHING RECORDS, CONTINUED**

**SEASON, CONTINUED**

Most hit batsmen .....	16, Jeff Pfeffer, 1906
Most wild pitches .....	27, Tony Cloninger, 1966
Most balks .....	8, Bob Shaw, 1963
Most home runs allowed .....	41, Phil Niekro, 1979
Most home runs, one club .....	13, Warren Spahn vs. Chicago, 1958
Most grand slams allowed .....	3, Don Nottebart, 1961
Most sacrifice hits allowed .....	22, Tom Glavine, 1999
Most sacrifice flies allowed .....	12, Tony Cloninger, 1966; Carl Morton, 1974; Ervin Santana, 2014
Fewest earned runs allowed (min. 162 IP) .....	35, Greg Maddux, 1994
Lowest ERA (min. 162 IP) .....	1.56, Greg Maddux, 1994
Lowest batting average against (min. 162 IP) .....	195, Mike Folytnewicz, 2018

**GAME**

Most innings pitched .....	26, Joe Oeschger vs. Brooklyn, May 1, 1920* <b>tml</b>
Most consecutive scoreless IP .....	21, Joe Oeschger vs. Brooklyn, May 1, 1920*
Most strikeouts .....	18, Warren Spahn vs. Chicago, June 14, 1952 (15 IP); 17, Charlie Buffinton vs. Cleveland, September 2, 1884
Most consecutive strikeouts .....	8, Max Surkont vs. Cincinnati, May 25, 1953
Most bases on balls .....	14, Piano Legs Hickman vs. Louisville, August 16, 1899
Most wild pitches .....	6, Phil Niekro vs. Houston, August 4, 1979* <b>tmml</b>
Most balks .....	5, Bob Shaw vs. Chicago, May 4, 1963*

**INNING**

Most strikeouts .....	4, Phil Niekro vs. Pittsburgh, July 29, 1977 (6th); Paul Assenmacher vs. St. Louis, August 22, 1989 (5th); Mark Wohlers vs. Chicago, June 7, 1995 (9th) Craig Kimbrel vs. Miami, September 26, 2012 (9th) Julio Teheran vs. Milwaukee, May 24, 2016 (2nd)* <b>tml</b>
Most hit batsmen .....	3, Ray Boggs vs. Chicago, September 27, 1928 (9th)* <b>tml</b>
Most wild pitches .....	4, Phil Niekro vs. Houston, August 4, 1979 (5th)* <b>tmml</b>
Most balks .....	3, Bob Shaw vs. Chicago, May 4, 1963 (3rd)* <b>tml</b>

**FRANCHISE INDIVIDUAL FIELDING RECORDS**

**HIGHEST FIELDING AVERAGE - SEASON (MINIMUM 100 GAMES AT POSITION)**

C.....	.998, Brian McCann, 2012
1B.....	.998, Mark Teixeira, 2008
2B.....	.994, Mark Lemke, 1994
3B.....	.982, Vinny Castilla, 2002
SS.....	.983, Eddie Miller, 1942
LF.....	.996, Sid Gordon, 1952
CF.....	.997, Marquis Grissom, 1996
RF.....	1.000, Willard Marshall, 1951 1.000, Jason Heyward, 2013
Most innings played in the field .....	1449.0, Freddie Freeman (162 games), 1B, 2014
Most errors .....	102, Herman Long (154 games), SS, 1892
Most errors since 1900 .....	78, Ed Abbaticchio (154 games), 2B, 1904

**GAME**

Most errors .....	5, David Brain, 3B, vs. St. Louis, June 11, 1906
-------------------	--

**INNING**

Most errors .....	4, Robert Lowe, 2B, vs. New York, May 7, 1900
-------------------	---

- \*-Denotes Major League record
- \*nl-Denotes National League record
- \*tnl-Denotes tied National League record
- \*tml-Denotes tied Major League record
- \*mml-Denotes modern Major League record
- \*tmml-Denotes tied modern Major League record
- \*tmnl-Denotes tied modern National League record

# MOST RECENT SERIES SWEEPS

## BRAVES SWEEPS IN ATLANTA

Team	2 Games	3 Games	4 Games
Arizona	-	7/29-31/22	-
Baltimore	-	6/24-26/05	-
Chicago (N)	8/24-25/77	4/1-4/19	7/4-7/05
Chicago (A)	-	8/30-9/1/19	-
Cincinnati	5/19-20/10	4/25-27/14	-
Cleveland	-	8/27-29/13	-
Colorado	5/1-2/06	9/9-11/08	7/29-8/1/13
Fla./Miami	7/30-31/18	9/2-4/22	8/13-15/18
Houston	5/16-17/11	4/30-5/2/10	5/5-8/05**
Kansas City	-	6/18-20/10	-
Los Angeles (N)	9/9-10/97	5/17-19/13	7/12-14/56
Milwaukee	-	4/13-15/12	5/2-5/11
Minnesota	-	5/20-22/13	-
Mon./Wash.	8/11-12/09	7/8-10/22	-
New York (N)	6/12-13/18	9/30-10/2/22	5/20-22/08
New York (A)	8/26/20 (DH)	-	-
Oakland	6/7-8/22	8/15-17/14	-
Philadelphia	5/3-4/89	9/16-18/22	9/20-23/18
Pittsburgh	5/17-19/91	6/3-5/13	6/9-12/22
San Diego	9/11-12/91	5/6-8/08	4/14-17/17
San Francisco	9/15-16/97	5/16-18/00	6/21-23/60
St. Louis	8/6-7/97	10/2-4/15	5/16-19/97
Tampa Bay	7/29-30/20	6/7-9/99	-
Texas	-	6/3-5/03	-
Toronto	9/2-3/19	5/22-24/09	-

**\*\*Braves swept five games from Houston, 9/2-4/66 and 8/10-13/67**

## BRAVES SWEEPS ON ROAD

Team	2 Games	3 Games	4 Games
Arizona	4/27-28/98	8/6-8/04	-
Baltimore	-	8/20-22/21	-
Boston	8/9-10/22	8/31-9/2/20	-
Chicago (N)	4/12-13/97	5/26-28/06	7/9-12/92
Cincinnati	7/18-19/01	9/15-17/95	1984**
Colorado	4/8-9/19	5/4-6/12	6/2-5/22
Fla./Miami	5/6-7/09	8/16-18/21	8/12-14-22
Houston	8/19-20/97	4/29-5/1/03	7/16-19/92
Los Angeles	9/7-8/72	4/8-10/94	-
Milwaukee	-	5/10-12/10	-
Minnesota	7/26-27/16	-	-
Mon./Wash.	6/4-5/97	6/13-15/22	-
New York (N)	4/26-27/17	8/23-25/19	-
Oakland	9/6-7/22	6/30-7/2/17	-
Philadelphia	4/21-23/17	9/2-4/16	6/27-29/14
Pittsburgh	5/24-25/11	8/22-24/22	-
San Diego	5/26-27/97	9/24-26/21	5/15-18/03
San Francisco	9/27-28/82	9/10-12/18	-
Seattle	-	6/27-29/11	-
St. Louis	5/13-14/98	8/3-5/21	-
Tampa Bay	5/8-9/18	6/30-7/2/98	-
Texas	-	6/7-9/02	-
Toronto	5/15-16/17	-	-

**\*\*Braves swept five games from CIN, 5/31-6/3/84.**

## OPPONENT SWEEPS IN ATLANTA

Team	2 Games	3 Games	4 Games
Arizona	-	4/16-18/19	6/1-4/06
Baltimore	-	6/11-13/99	-
Boston	6/15-16/21	9/3-5/18	-
Chicago (N)	7/20-21/98	7/17-19/17	-
Cincinnati	4/15-16/86	9/4-6/09	4/13-16/90
Colorado	9/14-15/21	9/12-14/97	8/16-19/18
Detroit	-	4/26-28/13	-
Fla./Miami	5/13-14/97	8/31-9/2/15	-
Houston	7/4-5/17	6/2-4/95	-
Kansas City	7/23-24/19	-	-
Los Angeles	4/10-11/91	6/22-24/84	4/7-10/88
Milwaukee	-	5/24-26/16	-
Minnesota	8/16-17/16	6/12-14/07	-
Mon./Wash.	5/28-29/19	4/18-20/17	10/1-4/09
New York (N)	5/4-5/09	4/22-24/16	9/10-13/15
New York (A)	8/23-24/21	8/28-30/15	-
Philadelphia	8/8-9/17	6/16-18/14	5/5-8/95
Pittsburgh	8/12-13/97	9/26-28/11	7/18-21/74
San Diego	6/2-3/97	8/1-3/89	7/25-27/75
San Francisco	9/6-7/89	5/4-6/18	-
St. Louis	8/28-29/84	5/5-7/17	-
Toronto	-	5/11-13/21	-

## OPPONENT SWEEPS ON ROAD

Team	2 Games	3 Games	4 Games
Arizona	5/18-19/11	-	-
Baltimore	-	7/27-29/15	-
Boston	5/28-29/14	-	-
Chicago (N)	5/17-18/83	6/10-12/08	8/20-23/15
Chicago (A)	-	6/22-24/10	-
Cleveland	-	6/27-29/16	-
Cincinnati	9/28-29/87	5/30-6/1/08	5/21-24/12
Colorado	-	8/23-25/10	7/21-24/16
Detroit	-	4/26-28/13	-
Fla./Miami	-	9/25-27/15	-
Houston	5/9-10/17	9/28-30/90	8/2-5/90
Los Angeles (N)	7/26-27/95	8/30-9/1/21	7/26-29/90
Milwaukee	-	9/10-12/12	-
Minnesota	-	6/12-14/07	-
Mon./Wash.	4/29-30/08	9/5-7/16	4/11-14/16
New York (N)	4/24-25/90	9/27-29/19	7/20-23/89
New York (A)	8/11-12/20	-	-
Philadelphia	5/3-4/06	4/1-4/21	7/28-31/17
Pittsburgh	5/19-20/81	4/7-9/17	9/1-3/78
San Diego	9/10-11/86	8/17-19/15	5/29-31/79
San Francisco	9/16-17/91	5/25-27/09	7/29-31/88
Seattle	8/5-6/14	-	-
St. Louis	4/10-11/68	9/9-11/11	4/26-29/10
Tampa Bay	7/27-28/20	-	-
Texas	-	9/12-14/14	-
Toronto	-	4/30-5/2/21	-

# ATLANTA BRAVES DOUBLEHEADERS

## YEARLY DOUBLEHEADER TOTALS

Year	Home W-L-S	Road W-L-S	Totals W-L-S
1966	3-2-2	0-1-2	3-3-4
1967	0-0-1	1-3-4	1-3-5
1968	0-0-1	3-2-4	3-2-5
1969	4-0-3	1-3-3	5-3-6
1970	4-1-2	0-3-4	4-4-6
1971	2-1-3	0-3-2	2-4-5
1972	1-1-7 (a)	1-1-4	2-2-11
1973	0-4-9	0-3-1	0-7-10
1974	2-0-4	0-3-3	2-3-7
1975	2-2-3	1-1-2	3-3-5
1976	3-3-4	0-1-5	3-4-9
1977	1-0-0	0-3-2	1-3-2
1978	1-1-4	0-1-3	1-2-7
1979	1-2-1	0-3-2	1-5-3
1980	2-0-1	0-1-2	2-1-3
1981	0-0-1	0-1-0	0-1-1
1982	1-2-0	0-0-2	1-2-2
1983	1-0-2	1-1-2	2-1-4
1984	0-0-2	2-2-0	2-2-2
1985	0-2-0	0-0-2	0-2-2
1986	1-0-0	0-1-0	1-1-0
1987	0-1-0	0-0-1	0-1-1
1988	1-0-2	0-2-2	1-2-4
1989	1-1-0	0-1-3	1-2-3
1990	1-1-3	1-2-0	2-3-3
1991	1-0-2	0-0-1	1-0-3
1992	1-0-0	2-0-0	3-0-0
1993	0-0-0	0-0-0	0-0-0
1994	0-0-1	0-1-1	0-1-2
1995	0-0-0	0-0-0	0-0-0
1996	0-0-0	1-0-1	1-0-1
1997	0-0-0	0-0-1	0-0-1
1998	0-0-0	0-0-1	0-0-1
1999	0-0-0	0-0-1	0-0-1
2000	0-0-0	0-0-1	0-0-1
2001	0-0-0	1-0-0	1-0-0
2002	0-0-1	1-0-0	1-0-1
2003	1-0-1	0-0-0	1-0-1
2004	0-1-1	0-0-1	0-1-2
2005	0-0-1	0-0-0	0-0-1 (b)
2006	0-0-0	0-1-1	0-1-1 (c)
2007	0-0-0	0-0-0	0-0-0 (d)
2008	0-0-0	0-0-1	0-0-1 (e)
2009	0-0-0	0-0-0	0-0-0
2010	0-0-0	0-0-0	0-0-0
2011	2-0-0	1-0-0	3-0-0
2012	0-0-0	0-0-0	0-0-0 (f)
2013	0-0-0	0-0-0	0-0-0 (g)
2014	0-0-0	0-0-0	0-0-0 (h)
2015	1-0-0	0-0-0	1-0-0
2016	0-0-0	0-0-0	0-0-0
2017	0-0-0	1-1-0	1-1-0(i)
2018	0-0-0	0-0-0	0-0-0(j)
2019	0-0-0	0-0-1	0-0-1
2020	1-0-1	1-0-0	2-0-1
2021	0-1-0	1-0-2	1-1-2
2022	---	1-2-0	1-2-0

## DOUBLEHEADERS VS. OPPONENTS

Team	Home W-L-S	Road W-L-S	Totals W-L-S
Arizona	0-1-0	---	0-1-0
Boston	---	0-0-1	0-0-1
Chicago (NL)	3-0-4	0-3-8	3-3-12
Cincinnati	3-3-9	3-7-5	6-10-14
Cleveland	---	0-0-1	0-0-1
Colorado	1-0-1	1-0-1	2-0-2
Florida	0-0-1	1-0-1	0-0-2
Houston	8-3-4	0-5-4	8-8-8
Los Angeles	1-4-4	1-3-2	2-7-6
Milwaukee	1-0-0	0-0-0	1-0-0
Mon./Wash.	2-1-11	3-3-3	4-2-13
New York (NL)	4-3-6	4-3-7	8-6-13
New York (AL)	1-0-0	---	1-0-0
Philadelphia	1-4-4	6-2-9	6-6-13
Pittsburgh	3-1-3	1-6-5	3-7-7
St. Louis	1-2-1	0-3-3	1-5-4
San Diego	6-4-5	1-3-12	7-7-17
San Francisco	3-1-11	2-9-8	5-10-19
<b>Totals</b>	<b>38-27-63</b>	<b>23-47-69</b>	<b>61-74-132</b>

(a) Braves won first game and tied second game of doubleheader, July 4 vs. Chicago.

(b) Braves' sweep of July 7 day/night doubleheader vs. Chicago is not counted in total due to separate admission charges.

(c) Three day/night doubleheaders -- June 3 vs. Arizona (split), Sept. 2 at Philadelphia (split) and Sept. 13 vs. Philadelphia (Phillies sweep) are not counted in total due to separate admission charges.

(d) Two day/night doubleheaders -- May 19 at Boston (split) and June 5 vs. Florida (split) are not counted in total due to separate admission charges.

(e) Three day/night doubleheaders -- May 20 vs. New York (sweep), August 13 vs. Chicago (Cubs sweep) and September 13 at New York (split) are not counted in total due to separate admission charges.

(f) Braves' split of July 21 day/night doubleheader at Washington is not counted in total due to separate admission charges.

(g) Three day/night doubleheaders -- April 23 at Colorado (sweep), June 18 vs. New York (Mets sweep) and Sept. 17 at Washington (Nationals sweep) are not counted in total due to separate admission charges.

(h) Braves' sweep of June 28 day/night doubleheader at Philadelphia is not counted in total due to separate admission charges.

(i) Two day/night doubleheaders -- June 10 vs. New York (Mets sweep) and Sept. 6 vs. Texas (split) are not counted in total due to separate admission charges.

(j) Three day/night doubleheaders -- May 28 vs. New York (split), August 7 at Washington (split) and 8/13 vs. Miami (Braves sweep) are not counted in total due to separate admission charges.

# ATLANTA BRAVES BEST RECORD – BY GAME

Game			Game			Game		
No.	Record	Year	No.	Record	Year	No.	Record	Year
10	10-0	1982	61	42-19	1998, '03	112	74-38	1998, '02
11	11-0	1982	62	43-19	1998	113	75-38	1998
12	12-0	1982	63	44-19	1998	114	75-39	1998, '02, '03
13	13-0	1982	64	45-19	1998	115	76-39	1998, '02, '03
14	13-1	1982, '94	65	45-20	1998	116	77-39	1998
15	13-2	1982, '94	66	45-21	1998, '03	117	78-39	1998
16	13-3	1982, '83, '94, '97	67	45-22	1998, '03	118	79-39	1998
17	13-4	1982, '83, '94, '97	68	46-22	1998	119	79-40	1998
18	14-4	1997	69	47-22	1998	120	79-41	1998, '02
19	14-5	1982, '83, '94, '97	70	48-22	1998	121	80-41	1998
20	15-5	1982, '83, '97	71	49-22	1998	122	81-41	1998
21	16-5	1982, '83, '97	72	49-23	1998	123	82-41	1998
22	17-5	1997	73	49-24	1998	124	82-42	1998
23	18-5	1997	74	50-24	1998	125	83-42	1998
24	18-6	1982, '97, '00	75	50-25	1998	126	83-43	1998
25	19-6	1997, '00	76	50-26	1998	127	83-44	1998
26	20-6	1997, '00	77	51-26	1998	128	84-44	1998
27	20-7	1997, '00	78	51-27	1998	129	85-44	1998
28	21-7	2000	79	51-28	1997, '98, '03	130	86-44	1998
29	21-8	1997, '00	80	52-28	1997	131	87-44	1998
30	22-8	1997	81	52-29	1995, '97, '98	132	87-45	1998
31	22-9	1997	82	53-29	1995, '97, '98	133	88-45	1998
32	23-9	1997	83	54-29	1997, '98	134	89-45	1998
33	23-10	1969, '97, '98	84	55-29	1997, '98	135	89-46	1998
34	24-10	1969, '98	85	56-29	1997, '98	136	90-46	1998
35	24-11	1969, '97, '98	86	57-29	1997, '98	137	90-47	1998
36	25-11	1969, '97, '98	87	58-29	1998	138	90-48	1998
37	26-11	1997, '98	88	59-29	1998	139	91-48	1998
38	27-11	1998	89	60-29	1998	140	91-49	1998
39	28-11	1998	90	60-30	1998	141	91-50	1998
40	29-11	1998	91	60-31	1998, '03	142	91-51	1998, '02
41	30-11	1998	92	60-32	1998, '03	143	92-51	1998, '02
42	31-11	1998	93	61-32	1998, '03	144	92-52	1998, '02
43	31-12	1998	94	62-32	1998, '03	145	92-53	1993, '98, '02
44	31-13	1997, '98, '03	95	63-32	1998, '03	146	93-53	1993, '02
45	32-13	1997, '98	96	64-32	1998, '03	147	94-53	1993, '02
46	33-13	1997, '98	97	65-32	2003	148	95-53	1993
47	34-13	1998	98	65-33	1998, '03	149	95-54	1993, '98, '02
48	35-13	1998	99	66-33	2003	150	96-54	1993
49	35-14	1998	100	66-34	2003	151	97-54	1993
50	36-14	1998	101	67-34	2003	152	97-55	1993, '98
51	37-14	1998	102	67-35	1998, '03	153	98-55	1993, '98
52	38-14	1998	103	68-35	1998, '03	154	99-55	1998
53	39-14	1998	104	68-36	1998, '03	155	99-56	1993, '98
54	39-15	1998	105	69-36	1998, '03	156	100-56	1993, '98
55	39-16	1998	106	70-36	1998, '03	157	101-56	1998
56	39-17	1998	107	70-37	1998, '03	158	102-56	1998
57	39-18	1998	108	71-37	1998, '03	159	103-56	1998
58	40-18	1998	109	72-37	1998, '03	160	104-56	1998
59	41-18	1998	110	73-37	2003	161	105-56	1998
60	42-18	1998	111	73-38	1998, '02, '03	162	106-56	1998

# ATLANTA BRAVES WORST RECORD – BY GAME

Game			Game			Game		
No.	Record	Year	No.	Record	Year	No.	Record	Year
10	0-10	1988	61	18-43	2016	112	38-74	1988
11	1-10	1988	62	18-44	2016	113	38-75	1988
12	2-10	1988	63	18-45	2016	114	39-75	1988
13	2-11	1988	64	18-46	2016	115	40-75	1988
14	2-12	1988	65	19-46	2016	116	40-76	1988
15	2-13	1988	66	20-46	2016	117	40-77	1988
16	3-13	1988	67	21-46	2016	118	41-77	1988
17	3-14	1988	68	22-46	2016	119	41-78	1988
18	3-15	1988	69	23-46	2016	120	41-79	1988
19	3-16	1988	70	24-46	2016	121	41-80	1988
20	4-16	1988, 2016	71	24-47	2016	122	41-81	1988
21	4-17	2016	72	25-47	2016	123	42-81	1988
22	5-17	1988, 2016	73	25-48	2016	124	43-81	1977, '88
23	5-18	2016	74	25-49	2016	125	43-82	1988
24	6-18	1988, 2016	75	26-49	1988, 2016	126	43-83	1988
25	6-19	1988, 2016	76	26-50	1988, 2016	127	43-84	1988
26	7-19	1988, 2016	77	26-51	2016	128	44-84	1988
27	7-20	1988, 2016	78	26-52	2016	129	44-85	1988
28	7-21	2016	79	27-52	2016	130	45-85	1988
29	7-22	2016	80	27-53	2016	131	45-86	1988
30	7-23	2016	81	28-53	2016	132	45-87	1988
31	7-24	2016	82	28-54	2016	133	45-88	1988
32	8-24	2016	83	28-55	2016	134	46-88	1988
33	8-25	2016	84	28-56	2016	135	46-89	1988
34	8-26	2016	85	28-57	2016	136	47-89	1988
35	9-26	2016	86	29-57	2016	137	48-89	1988
36	9-27	2016	87	30-57	2016	138	48-90	1988
37	9-28	2016	88	30-58	2016	139	49-90	1988
38	9-29	2016	89	31-58	2016	140	49-91	1988
39	10-29	2016	90	31-59	2016	141	49-92	1988
40	10-30	2016	91	31-60	2016	142	49-93	1988
41	11-30	2016	92	32-60	1988, 2016	143	49-94	1988
42	12-30	2016	93	32-61	1988, 2016	144	49-95	1988
43	12-31	2016	94	32-62	1988	145	49-96	1988
44	12-32	2016	95	33-62	1988, 2016	146	50-96	1988
45	12-33	2016	96	33-63	2016	147	51-96	1988
46	12-34	2016	97	33-64	2016	148	52-96	1988
47	13-34	2016	98	33-65	2016	149	52-97	1988
48	14-34	2016	99	33-66	2016	150	52-98	1988
49	14-35	2016	100	34-66	2016	151	52-99	1988
50	15-35	2016	101	35-66	1988, 2016	152	52-100	1988
51	15-36	2016	102	35-67	1988, 2016	153	52-101	1988
52	16-36	2016	103	35-68	1988	154	52-102	1988
53	16-37	2016	104	35-69	1988	155	52-103	1988
54	16-38	2016	105	35-70	1988	156	53-103	1988
55	16-39	2016	106	35-71	1988	157	53-104	1988
56	16-40	2016	107	36-71	1988	158	53-105	1988
57	16-41	2016	108	37-71	1988	159	54-105	1988
58	16-42	2016	109	38-71	1988	160	54-106	1988
59	17-42	2016	110	38-72	1988	161	60-101	1977
60	18-42	2016	111	38-73	1988	162	61-101	1977

# BRAVES ATTENDANCE RECORDS

## TEN LARGEST ATLANTA REGULAR-SEASON HOME CROWDS

Date	Attendance	Opponent	Score
1. October 2, 2010	54,296xC	Philadelphia Phillies	0-7
2. July 21, 2007	53,953x	St. Louis Cardinals	14-6
3. July 28, 2006	53,943x	New York Mets	4-6
4. April 8, 1974	53,775*	Los Angeles Dodgers	7-4
5. April 5, 2010	53,081x	Chicago Cubs	16-5
6. October 3, 2010	52,613x	Philadelphia Phillies	8-7
7. July 4, 2005	52,274x	Chicago Cubs	4-0
8. August 9, 1966	52,270*	Los Angeles Dodgers	2-1
9. September 28, 2012	51,910x	New York Mets	1-3
10. July 3, 2004	51,831x	Boston Red Sox	1-6

x-Tickets Sold; \*-at Fulton County Stadium; C-"Bobby Cox" Day

## TEN SMALLEST ATLANTA REGULAR-SEASON HOME CROWDS

Date	Attendance	Opponent	Score
1. Sept. 8, 1975	737	Houston	6-9
2. Sept. 6, 1977	877	San Francisco	2-12
3. Sept. 14, 1976	970	Houston	3-4, 4-3
4. Sept. 24, 1974	1,045	San Francisco	7-6
5. Sept. 4, 1975	1,062	San Diego	2-1
6. Sept. 3, 1975	1,119	San Diego	9-10
7. Sept. 15, 1976	1,145	Houston	3-4
8. Sept. 5, 1978	1,192	San Diego	8-1
9. Sept. 28, 1976	1,306	San Francisco	1-4
10. Sept. 17, 1973	1,362	San Diego	7-0

## HIGHEST BRAVES HOME ATTENDANCE VS. ALL CLUBS

Club	Date	Attendance	Score	Club	Date	Attendance	Score
Arizona	7/16/2003	49,127x	10-6	Baltimore	7/14/2001	50,069x	1-4
Chicago (NL)	4/5/2010	53,081x	16-5	Boston	7/3/2004	51,831x	1-6
Cincinnati	7/4/1977	50,595	5-4	Chicago (AL)	6/22/2002	47,276x	15-2
Colorado	8/4/2007	50,647x	6-4	Cleveland	6/19/2004	41,987x	4-0
Florida/Miami	9/24/2005	51,775x	6-1	Detroit	10/2/2016	51,220x	1-0
Houston	5/24/1994	49,402x	0-8	Kansas City	6/19/2010	39,109x	5-4
Los Angeles	4/8/1974	53,775	7-4	Los Angeles (AL)	6/14/2014	48,559x	6-11 (13)
Milwaukee	4/13/2012	50,635x	10-8	Minnesota	5/21/2013	28,663x	5-4 (10)
Mon./Wash.	7/27/1994	49,333x	4-1	New York (AL)	8/29/2015	49,243	1-3
New York (NL)	7/28/2006	53,943x	5-2	Oakland	8/16/2014	40,760x	4-3
Philadelphia	10/2/2010	54,296x	0-7	Seattle	6/21/08	47,158x	5-4
Pittsburgh	4/12/1966	50,671	2-3	Tampa Bay	6/7/1999	36,731x	9-5
St. Louis	7/21/2007	53,953x	14-6	Texas	6/18/2011	44,600x	4-5 (10)
San Diego	5/20/2000	49,653x	10-6	Toronto	6/27/1998	48,338x	2-0
San Francisco	6/22/1996	49,365x	6-0				

x-Tickets Sold

# ATLANTA BRAVES YEAR-BY-YEAR ATTENDANCE

Year	HOME			ROAD		
	Attendance	Dates	Average	Attendance	Dates	Average
1966	1,539,801	76	20,260	1,398,368	77	18,160
1967	1,389,222	80	17,365	1,226,510	72	17,035
1968	1,126,540	80	14,081	1,121,620	72	15,578
1969	1,458,320	74	19,707	1,346,487	74	18,196
1970	1,078,848	74	14,579	1,352,365	74	18,275
1971	1,006,320	76	13,241	1,456,512	75	19,420
1972	752,973	68	11,073	1,396,486	71	19,669
1973	800,655	68	11,774	1,546,201	77	20,081
1974	981,085	75	13,081	1,685,587	76	22,179
1975	534,672	73	7,324	1,375,545	77	17,862
1976	818,179	71	11,524	1,197,982	75	15,973
1977	872,464	80	10,906	1,383,686	76	18,206
1978	904,494	75	12,060	1,594,956	76	20,986
1979	769,465	75	10,260	1,636,611	76	21,534
1980	1,048,411	77	13,616	1,544,747	78	19,804
1981*	535,418	49	10,297	1,152,852	56	20,587
1982	1,801,985	78	23,102	1,985,595	79	25,134
1983	2,119,935	77	27,532	1,855,533	78	23,789
1984	1,724,892	79	21,834	1,635,406	77	21,239
1985	1,350,137	79	17,090	1,658,044	79	20,988
1986	1,387,181	80	17,340	1,840,076	79	23,292
1987	1,217,402	80	15,218	1,911,559	79	24,197
1988	848,089	76	11,159	1,819,007	77	23,623
1989	984,930	77	12,791	1,936,802	78	24,831
1990	980,129	76	12,896	1,854,478	78	23,775
1991	2,140,217	79	27,091	1,927,285	80	24,091
1992	3,077,400	80	38,468	2,130,793	79	26,972
1993	3,884,720#	81	47,960	2,944,157	81	36,348
1994*	2,539,240	54	47,023	2,201,468	57	38,622
1995*	2,561,831	72	35,581	2,021,878	72	28,082
1996	2,901,242	81	35,818	2,417,089	81	30,596
1997	3,464,488	81	42,771	2,353,270	80	29,416
1998	3,361,350	81	41,498	2,699,383	81	33,326
1999	3,284,897	81	40,554	2,479,058	81	30,988
2000	3,234,301	81	39,930	2,533,903	81	31,674
2001	2,823,494	81	34,858	2,303,545	80	28,794
2002	2,603,482	81	32,142	2,121,286	79	26,852
2003	2,401,084	79	30,393	2,293,054	81	28,309
2004	2,322,565	79	29,400	2,400,007	80	30,000
2005	2,521,527	80	31,519	2,653,372	81	32,758
2006	2,550,524	80	31,882	2,412,534	79	30,538
2007	2,745,210	81	33,891	2,739,674	81	33,823
2008	2,532,834	81	31,270	2,694,281	79	34,105
2009	2,373,631	81	29,304	2,560,615	81	31,613
2010	2,510,119	81	30,989	2,527,550	81	31,204
2011	2,372,940	79	30,037	2,487,412	80	31,093
2012	2,420,171	81	29,879	2,586,832	81	31,936
2013	2,548,679	81	31,465	2,498,497	81	30,846
2014	2,354,305	81	29,065	2,495,133	81	25,025
2015	2,001,392	80	25,017	2,405,662	81	29,700
2016	2,020,914	81	24,950	2,242,131	80	28,027
2017	2,505,252	81	30,929	2,309,180	79	29,230
2018	2,555,781	81	31,553	2,253,950	81	27,827
2019	2,655,100	81	32,779	2,306,381	80	28,830
2020!	-	28	-	-	29	-
2021	2,300,247	78	29,490	1,401,517	78	17,968
2022	3,129,931	81	38,641	2,257,309		
<b>Totals</b>	<b>110,793,519</b>	<b>4,324</b>	<b>25,622</b>	<b>112,710,697</b>	<b>4,342</b>	<b>25,958</b>

Note: Since 1993, totals are tickets sold;

\* Strike Season; ! No attendance due to COVID-19 pandemic

# Franchise record





# ATLANTA DETAILED ATTENDANCE HIGHS

Category	Date	Attendance	Opponent	Score
Season	1993	3,884,720*x	----	----
Game (Truist Park)	August 17, 2019	43,619	Los Angeles (N)	4-3
Game (Turner Field)	October 2, 2010	54,296x	Philadelphia	0-7
Game (Atlanta-Fulton County)	April 8, 1974	53,775	Los Angeles	7-4
Day Game	October 2, 2010	54,296x	Philadelphia	0-7
Night Game	July 21, 2007	53,953x	St. Louis	14-6
Day Doubleheader	July 18, 1971	46,489	San Francisco	4-5, 4-2
Tw-Night Doubleheader	July 4, 1972	50,597	Chicago Cubs	5-3, 3-3
Opening Day	April 5, 2010	53,081x	Chicago Cubs	16-5
Opening Night	April 8, 1974	53,775	Los Angeles	7-4
Four-Game Series	July 18-21, 1997	196,211x	Los Angeles	----
Three-Game Series	October 1-3, 2010	158,048x	Philadelphia	----
Two-Game Series	June 24-25, 1998	98,032x	New York (A)	----
World Series Game	Oct. 23 & 24, 1996	51,881x	New York (A)	6-8, 0-1
Championship Series Game	Oct. 10, 1982	52,173	St. Louis	2-6
Division Series Game	October 5, 2003	54,357x	Chicago	1-5
Wild Card Game	October 5, 2012	52,631x	St. Louis	3-6
All-Star Game	July 25, 1972	53,107	----	NL 4, AL 3
vs. One Club, Season	1983	409,137#	Los Angeles	----
Memorial Day	May 31, 1993	45,850x	San Diego	2-1
Independence Day	July 4, 2005	52,274x	Chicago Cubs	4-0
Labor Day	September 6, 1999	41,678	St. Louis	4-1
Weeknight	April 8, 1974, (Monday)	53,775	Los Angeles	7-4
Saturday	October 2, 2010	54,296x	Philadelphia	0-7
Sunday	October 3, 2010	52,613x	Philadelphia	8-7

\* 81 dates; # 9 dates; x Tickets Sold



A Truist Park record 43,619 fans watch the Braves beat the Dodgers, 4-3, on Aug. 17, 2019.

# ATLANTA-FULTON COUNTY STADIUM (1966-96)

Atlanta-Fulton County Stadium was home to the Braves from the 1966 season through the 1996 season. The club broke ground on April 15, 1964, and the first game was played on April 9, 1965, when Milwaukee defeated Detroit, 6-3, in an exhibition game before the 1965 regular season. The first regular-season game was played April 12, 1966, vs. Pittsburgh, and the final regular-season contest was played September 23, 1996, vs. Montreal. The final game took place on October 24, 1996, when New York defeated Atlanta, 1-0, in Game 5 of the World Series. The approximate cost of the stadium was \$18 million. The park was completed in 20 months, eight for design and 12 for construction. The architects were two Atlanta firms: Heery and Heery and Finch, Alexander, Barnes, Rothschild and Paschal. The general contractor was the Thompson and Street Company of Charlotte, NC, and Atlanta. The stadium dimensions were 330' down each line, 402' in centerfield and 385' to the power alleys. The stadium wall was 10' and the ballpark had a capacity of 52,769 for baseball. The stadium was also used by the NFL's Atlanta Falcons until the club moved into the Georgia Dome in 1992 and was used as the baseball venue for the 1996 Olympic Games.

FULTON COUNTY HOME RUNS		
UPPER LEVEL HOMERS		
Date	Player, Club	Pitcher, Club
6/10/69	Willie Smith, CHI	Ron Reed, ATL
6/22/69	Willie McCovey, SF	Gary Neibauer, ATL
4/13/70	Hank Aaron, ATL	Frank Reberger, SF
9/10/71	Earl Williams, ATL	Gaylord Perry, SF
CLUB LEVEL HOMERS		
6/20/66	Joe Torre, ATL	Chris Short, PHI
9/7/68	Jim Wynn, HOU	Phil Niekro, ATL
9/11/69	Willie McCovey, SF	Ron Reed, ATL
8/21/73	Mike Lum, ATL	Rick Wise, PHI
8/20/80	Cliff Johnson, CHI	Larry McWilliams, ATL
8/30/90	Ron Gant, ATL	Omar Olivares, STL
7/29/92	Jeff Bagwell, HOU	Tom Glavine, ATL
5/10/94	Pete Incaviglia, PHI	Steve Bedrosian, ATL
8/10/96	Fred McGriff, ATL	Curtis Leskanic, COL

## ATLANTA-FULTON COUNTY STADIUM FIRSTS

- Ground Breaking:** April 15, 1964
- Construction Finished:** April 9, 1965
- First Game:** April 12, 1966
- First Batter:** Matty Alou, Pittsburgh
- First Hit:** Gene Alley, Pittsburgh
- First Home Run:** Joe Torre, Atlanta
- First Braves Batter:** Felipe Alou
- First Hit by a Brave:** Rico Carty
- First Braves Stolen Base:** Hank Aaron
- First Braves Error:** Denis Menke

## ATLANTA-FULTON COUNTY STADIUM LASTS\*

- Last Game:** September 23, 1996  
Atlanta 3 - Montreal 1
- Attendance:** 49,083 TOG: 2:22
- Last Batter:** Moises Alou, Montreal
- Last Hit:** David Segui, Montreal
- Last Hit by a Brave:** Ryan Klesko
- Last Stolen Base:** Luis Polonia, Atlanta
- Last Braves Error:** Jermaine Dye, 9/22/96
- Last HR by a Brave:** Marquis Grissom, 9/22/96
- Winning Pitcher:** Greg Maddux

\*Last regular-season game



A look down at Atlanta-Fulton County Stadium. Photo by Joe Sebo

# TURNER FIELD (1997-2016)

Originally built to serve as the heart of the 1996 Summer Olympics, Turner Field became the home of the Braves in 1997. The team played there through the 2016 season, going 951-667 (.588) in the regular season at the park, while winning 10 NL East titles. The park sits between Ralph David Abernathy Boulevard to the north, Hank Aaron Drive to the east, Bill Lucas Drive to the south and Pollard Boulevard to the west. The \$209-million stadium began construction in 1993 and opened three years later as Centennial Olympic Stadium. The 85,000-seat structure served as the centerpiece of the 1996 Summer Olympics, housing the opening and closing ceremonies, along with track and field events. After the completion of the Paralympic Games in August, the stadium was retrofitted into a baseball only, open-air, natural grass facility over the course of seven months from September until April of 1997. Much of the north end of the stadium was taken out to install the outfield walls, while Entry Plaza, the main entrance to Turner Field, was built after 35,000 seats and part of the track-and-field complex were removed. The Braves played their first game at Turner Field on April 4, 1997, beating the Chicago Cubs, 5-4. The club drew 3,464,488 fans in their first season, the second-highest single-season total in franchise history. Over their 20 seasons at the ballpark, the Braves welcomed 52,439,513 regular season fans to Turner Field, while surpassing two million fans in every year. The Braves beat the Detroit Tigers, 1-0, in Turner Field's final game on October 2, 2016. The club moved their offices out of the ballpark in December of that year, with Georgia State University taking control after purchasing the stadium for \$22.8 million.



## TURNER FIELD FIRSTS

**First Game:** April 4, 1997 vs. Chicago Cubs  
**Attendance:** 45,044 (first sellout)  
**TOG:** 2:54      **Score:** 5-4, Braves  
**WP:** Brad Clontz      **LP:** Terry Adams  
**Save:** Mark Wohlers  
**First Pitch:** by Denny Neagle, 7:47 p.m.  
**First Batter:** Brian McRae, Chicago  
**First Braves Batter:** Kenny Lofton  
**First Hit:** Chipper Jones (single)  
**First Double:** Javy Lopez  
**First Triple:** Brian McRae, Chicago  
**First Home Run:** Michael Tucker  
**First RBI:** Michael Tucker  
**First Run Scored:** Michael Tucker  
**First Braves Stolen Base:** Chipper Jones  
**First Braves Error:** Fred McGriff  
**First Strikeout:** Mark Lemke  
**First Walk:** Chipper Jones  
**First Intentional Walk:** Sammy Sosa, Chicago

## TURNER FIELD LASTS

**Last Game:** October 2, 2016 vs. Detroit Tigers  
**Attendance:** 51,220 (last sellout)  
**TOG:** 2:47      **Score:** 1-0, Braves  
**WP:** Julio Teheran      **LP:** Justin Verlander  
**Save:** Jim Johnson  
**Last Pitch:** by Jim Johnson, 6:00 p.m.  
**Last Batter:** Justin Upton, Detroit (strikeout)  
**Last Braves Batter:** Freddie Freeman (strikeout)  
**Last Hit:** Miguel Cabrera, Detroit (single)  
**Last Double:** Jose Iglesias, Detroit  
**Last Triple:** Rio Ruiz (September 28)  
**Last Home Run:** Justin Upton, Detroit (October 1)  
**Last RBI:** Freddie Freeman  
**Last Run Scored:** Ender Inciarte  
**Last Stolen Base:** Adonis Garcia  
**Last Error:** James McCann, Detroit  
**Last Strikeout:** Justin Upton  
**Last Walk:** Nick Markakis  
**Last Intentional Walk:** Nick Markakis

# ATLANTA BRAVES OPENING DAY RESULTS

## FULTON COUNTY STADIUM ERA

Year	Date	Home/ Away	Opponent	Result	Pitchers of Record	
					Braves	Opponent
1966	4/12	H	Pittsburgh	L, 2-3 (13)	Cloninger	Schwall
1967	4/11	A	Houston	L, 1-6	Kelley	Cuellar
	4/13	H*	San Francisco	L, 0-2	Cloninger	Perry
1968	4/10	A	St. Louis	L, 1-2	Jarvis	Washburn
	4/12	H*	Cincinnati	W, 4-3	Niekro	Tsitouris
1969	4/7	H	San Francisco	W, 5-4	Stone	Linzy
1970	4/7	A	San Diego	L, 3-8	Niekro	Dobson
	4/13	H*	San Francisco	W, 9-3	Jarvis	Reberger
1971	4/5	A	Cincinnati	W, 7-4	Upshaw	Granger
	4/9	H*	Pittsburgh	L, 2-8	Jarvis	Moose
1972	4/15	A	San Diego	L, 5-6	Niekro	Kirby
	4/17	H*	Los Angeles	L, 3-8	Stone	Singer
1973	4/6	H	Houston	L, 1-2 (13)	Upshaw	Gladding
1974	4/4	A	Cincinnati	L, 6-7 (11)	Capra	C. Carroll
	4/8	H*	Los Angeles	W, 7-4	Reed	Downing
1975	4/7	A	Houston	L, 2-6	Niekro	Dierker
	4/15	H*	Houston	W, 6-1	Niekro	Richard
1976	4/9	A	San Diego	L, 2-8	Morton	Jones
	4/13	H*	Cincinnati	L, 1-6	Torrealba	Norman
1977	4/8	A	Houston	L, 2-3 (11)	Johnson	Forsch
	4/15	H*	Houston	W, 4-3	Ruthven	Lemongello
1978	4/7	H	Los Angeles	L, 4-13	Niekro	Sutton
1979	4/6	A	Houston	L, 1-2	Niekro	Richard
	4/9	H*	Cincinnati	L, 4-9	M. Mahler	Seaver
1980	4/9	A	Cincinnati	L, 0-9	Niekro	Pastore
	4/17	H*	Cincinnati	L, 1-4	Niekro	Pastore
1981	4/10	H	Cincinnati	W, 5-3	Garber	Soto
1982	4/6	A	San Diego	W, 1-0	R. Mahler	Eichelberger
	4/9	H*	Houston	W, 6-2	Boggs	Sutton
1983	4/4	A	Cincinnati	L, 4-5	Bedrosian	Soto
	4/8	H*	San Diego	W, 4-2	Bedrosian	Chiffer
1984	4/3	H	Philadelphia	L, 0-5	Barker	Carlton
1985	4/9	A	Philadelphia	W, 6-0	R. Mahler	Carlton
	4/12	H*	San Diego	L, 3-7	Camp	Hawkins
1986	4/8	H	Montreal	W, 6-0	R. Mahler	B. Smith
1987	4/7	H	Philadelphia	W, 6-0	R. Mahler	Rawley
1988	4/5	H	Chicago	L, 9-10 (13)	Acker	Bielecki
1989	4/4	A	Houston	L, 3-10	Z. Smith	Scott
	4/7	H	Los Angeles	W, 6-1	Glavine	Valenzuela
1990	4/11	H	San Francisco	L, 0-8	Glavine	Reuschel
1991	4/10	H	Los Angeles	L, 4-6	Smoltz	Belcher
1992	4/7	A	Houston	W, 2-0	Glavine	Harnisch
	4/9	H*	San Francisco	L, 4-11	Leibrandt	Burba
1993	4/5	A	Chicago	W, 1-0	Maddux	Morgan
	4/8	H*	Los Angeles	W, 6-1	Glavine	Candiotti
1994	4/4	A	San Diego	W, 4-1	Maddux	Benes
	4/12	H*	San Francisco	L, 5-7	Smoltz	Frey
1995	4/26	H	San Francisco	W, 12-5	Maddux	Mulholland
1996	4/1	H	San Francisco	W, 10-8	Maddux	Leiter

## TURNER FIELD ERA

Year	Date	Home/ Away	Opponent	Result	Pitchers of Record	
					Braves	Opponent
1997	4/1	A	Houston	L, 1-2	Smoltz	Reynolds
	4/4	H**	Chicago	W, 5-4	Clontz	Adams
1998	3/31	H	Milwaukee	W, 2-1	Ligtenberg	Wickman
1999	4/5	H	Philadelphia	L, 4-7	Glavine	Schilling
2000	4/3	H	Colorado	W, 2-0	Maddux	Astacio
2001	4/2	A	Cincinnati	W, 10-4	Valdes	Reyes
	4/3	H*	New York	L, 4-6 (10)	Ligtenberg	Cook
2002	4/1	H	Philadelphia	W, 7-2	Glavine	Person
2003	3/31	H	Montreal	L, 2-10	Maddux	Armas
2004	4/6	H	New York	L, 2-7	Ortiz	Glavine
2005	4/5	A	Florida	L, 0-9	Smoltz	Beckett
	4/8	H*	New York	W, 3-1	Thomson	Zambrano
2006	4/3	A	Los Angeles	W, 11-10	Villarreal	Lowe
	4/10	H*	Philadelphia	W, 5-3	Villarreal	Franklin
2007	4/2	A	Philadelphia	W, 5-3 (10)	Wickman	Madson
	4/6	H*	New York	L, 1-11	Redman	Pérez
2008	3/30	A***	Washington	L, 2-3	Rauch	Moylan
	3/31	H*	Pittsburgh	L, 11-12 (12)	Osoria	Boyer
2009	4/5	A	Philadelphia	W, 4-1	Lowe	Myers
	4/10	H*	Washington	W, 6-5 (10)	Campillo	Beimel
2010	4/5	H	Chicago	W, 16-5	Lowe	Zambrano
	3/31	A	Washington	W, 2-0	Lowe	Hernandez
2011	4/8	H*	Philadelphia	W, 6-3	Hudson	Lee
	4/5	A	New York	L, 0-1	Santana	Hanson
2012	4/13	H*	Milwaukee	W, 10-8	Venters	F. Rodriguez
	4/1	H	Philadelphia	W, 7-5	Avilan	Hamels
2013	3/31	A	Milwaukee	L, 0-2	Teheran	Gallardo
	4/8	H*	New York	L, 0-4	Harang	Colon
2014	4/6	A	Miami	W, 2-1	Teheran	Alvarez
	4/10	H*	New York	W, 5-3	Johnson	Montero
2015	4/4	H	Atlanta	L, 4-3 (10)	Treinen	O'Flaherty

\*Home opener;

\*\*First regular-season game played at Turner Field; \*\*\*First regular-season game played at Nationals Park

## TRUIST PARK ERA

Year	Date	Home/ Away	Opponent	Result	Pitchers of Record	
					Braves	Opponent
2017	4/3	A	New York (NL)	L, 6-0	Krol	Robles
	4/14	H****	San Diego	W, 5-2	Teheran	Chacin
2018	3/29	H	Philadelphia	W, 8-5	Vizcaino	Neris
2019	3/28	A	Philadelphia	L, 10-4	Teheran	Nola
	4/1	H*	Chicago (NL)	W, 8-0	Parsons	Hendricks
2020	7/24	A	New York (NL)	L, 1-0	Martin	Lugo
	7/29	H*	Tampa Bay	W, 7-4	O'Day	Drake
2021	4/1	A	Philadelphia	L, 2-3 (10)	Jones	Brogdon
	4/9	H*	Philadelphia	W, 8-1	Morton	Wheeler
2022	4/7	H	Cincinnati	L, 6-4	Fried	Mahle

\*\*\*\*First regular-season game at Truist Park

# ATLANTA'S OPENING DAY LINEUPS

## 1966

Alou, cf  
Mathews, 3b  
Aaron, rf  
Carty, lf  
Torre, c  
Menke, ss  
Thomas, 1b  
Bolling, 2b  
Cloninger, p

## 1973

Garr, lf  
Gilbreath, 3b  
Aaron, rf  
Baker, cf  
Evans, 1b  
Johnson, 2b  
Oates, c  
Pérez, ss  
Gentry, p

## 1980

Miller, cf  
Royster, 2b  
Mathews, rf  
Hornor, 3b  
Chambliss, 1b  
Murphy, lf  
Pocoroba, c  
Gomez, ss  
Niekro, p

## 1987

James, cf  
Thomas, ss  
Roenicke, 1b  
Murphy, rf  
Griffey, lf  
Virgil, c  
Oberkfell, 3b  
Hubbard, 2b  
Mahler, p

## 1994

Sanders, cf  
Blauser, ss  
Klesko, lf  
McGriff, 1b  
Justice, rf  
Pendleton, 3b  
Lopez, c  
Lemke, 2b  
Maddux, p

## 2001

Furcal, ss  
Veras, 2b  
A. Jones, cf  
C. Jones, 3b  
Surhoff, lf  
Jordan, rf  
Lopez, c  
Brogna, 1b  
Burkett, p

## 1967

Menke, ss  
Alou, 1b  
Aaron, rf  
Torre, c  
Carty, lf  
Jones, cf  
Boyer, 3b  
Woodward, 2b  
Lemaster, p

## 1974

Garr, rf  
Lum, 1b  
Evans, 3b  
Aaron, lf  
Baker, cf  
Johnson, 2b  
Oates, c  
Robinson, ss  
Morton, p

## 1981

Washington, rf  
Hubbard, 2b  
Hornor, 3b  
Chambliss, 1b  
Murphy, cf  
Linares, lf  
Benedict, c  
Ramirez, ss  
Boggs, p

## 1988

James, cf  
Garcia, 2b  
Perry, 1b  
Murphy, rf  
Griffey, lf  
Virgil, c  
Oberkfell, 3b  
Thomas, ss  
Mahler, p

## 1995

Grissom, cf  
Blauser, ss  
Jones, 3b  
McGriff, 1b  
Justice, rf  
Lopez, c  
Kelly, lf  
Lemke, 2b  
Maddux, p

## 2002

Furcal, ss  
A. Jones, cf  
C. Jones, lf  
Sheffield, rf  
Castilla, 3b  
Surhoff, 1b  
Lopez, c  
Giles, 2b  
Glavine, p

## 1968

Alou, cf  
Jackson, ss  
Aaron, rf  
Torre, c  
Boyer, 3b  
Johnson, 1b  
Lum, lf  
Millan, 2b  
Jarvis, p

## 1975

Garr, lf  
Pérez, 2b  
Evans, 3b  
Lum, 1b  
Baker, lf  
Office, cf  
Correll, c  
Blanks, ss  
Niekro, p

## 1982

Butler, cf  
Hubbard, 2b  
Washington, rf  
Hornor, 3b  
Murphy, lf  
Chambliss, 1b  
Benedict, c  
Ramirez, ss  
Mahler, p

## 1989

L. Smith, lf  
Gregg, rf  
Perry, 1b  
Murphy, cf  
Davis, c  
Gant, 3b  
Thomas, ss  
Blauser, 2b  
Z. Smith, p

## 1996

Grissom, cf  
Blauser, ss  
Justice, rf  
McGriff, 1b  
Klesko, lf  
Lopez, c  
Lemke, 2b  
Mordecai, 3b  
Maddux, p

## 2003

Furcal, ss  
Fick, 1b  
Sheffield, rf  
C. Jones, lf  
A. Jones, cf  
Giles, 2b  
Castilla, 3b  
Blanco, c  
Maddux, p

## 1969

Alou, cf  
Millan, 2b  
Aaron, rf  
Cepeda, 1b  
Francona, lf  
Boyer, 3b  
Tillman, c  
Jackson, ss  
Jarvis, p

## 1976

Office, cf  
Royster, 3b  
Evans, 1b  
Wynn, lf  
Paciorek, rf  
Lacy, 2b  
Pocoroba, c  
Chaney, ss  
Morton, p

## 1983

Butler, cf  
Ramirez, ss  
Washington, rf  
Murphy, lf  
Hornor, 3b  
Chambliss, 1b  
Hubbard, 2b  
Benedict, c  
Niekro, p

## 1990

McDowell, cf  
Treadway, 2b  
Gregg, lf  
Esasky, 1b  
Murphy, rf  
Whitt, c  
Presley, 3b  
Blauser, ss  
Glavine, p

## 1997

Lofton, cf  
Lemke, 2b  
C. Jones, 3b  
McGriff, 1b  
Klesko, lf  
Tucker, rf  
Lopez, c  
Blauser, ss  
Smoltz, p

## 2004

Furcal, ss  
Giles, 2b  
C. Jones, lf  
A. Jones, cf  
Drew, rf  
Franco, 1b  
Estrada, c  
DeRosa, 3b  
Ortiz, p

## 1970

Jackson, ss  
Millan, 2b  
Aaron, rf  
Carty, lf  
Cepeda, 1b  
Gonzales, cf  
Boyer, 3b  
Didier, c  
Niekro, p

## 1977

Office, cf  
Royster, 3b  
Montanez, 1b  
Burroughs, rf  
Mathews, lf  
Pocoroba, c  
Gilbreath, 2b  
Rockett, ss  
Messersmith, p

## 1984

Washington, rf  
Royster, lf  
Murphy, cf  
Hornor, 3b  
Watson, 1b  
Ramirez, ss  
Hubbard, 2b  
Benedict, c  
Barker, p

## 1991

Sanders, lf  
Treadway, 2b  
Gant, cf  
Justice, rf  
Bream, 1b  
Pendleton, 3b  
Heath, c  
Belliard, ss  
Smoltz, p

## 1998

Weiss, ss  
Graffanino, 2b  
C. Jones, 3b  
Galarraga, 1b  
Klesko, lf  
Tucker, rf  
E. Pérez, c  
A. Jones, cf  
Maddux, p

## 2005

Furcal, ss  
Giles, 2b  
C. Jones, 3b  
A. Jones, cf  
LaRoche, 1b  
Estrada, c  
Mondesi, rf  
Jordan, lf  
Smoltz, p

## 1971

Jackson, cf  
Garr, lf  
Aaron, rf  
Cepeda, 1b  
King, c  
Millan, 2b  
Boyer, 3b  
Pérez, ss  
Niekro, p

## 1978

Royster, 2b  
Office, cf  
Mathews, rf  
Burroughs, lf  
Pocoroba, c  
Murphy, 1b  
Bonnell, 3b  
Rockett, ss  
Niekro, p

## 1985

Ramirez, ss  
Harper, rf  
Komminsk, lf  
Murphy, cf  
Hornor, 3b  
Chambliss, 1b  
Cerone, c  
Hubbard, 2b  
Mahler, p

## 1992

Sanders, cf  
Pendleton, 3b  
Gant, lf  
Justice, rf  
Bream, 1b  
Blauser, 2b  
Olson, c  
Belliard, ss  
Glavine, p

## 1999

Nixon, lf  
Boone, 2b  
C. Jones, 3b  
Jordan, rf  
Lopez, c  
Klesko, 1b  
A. Jones, cf  
Weiss, ss  
Glavine, p

## 2006

Giles, 2b  
Renteria, ss  
C. Jones, 3b  
A. Jones, cf  
LaRoche, 1b  
Francoeur, rf  
McCann, c  
Langerhans, lf  
Hudson, p

## 1972

Millan, 2b  
Garr, lf  
Aaron, rf  
Cepeda, 1b  
Williams, c  
Lum, cf  
Evans, 3b  
Pérez, ss  
Niekro, p

## 1979

Bonnell, cf  
Mathews, rf  
Hornor, 3b  
Burroughs, lf  
Lum, 1b  
Murphy, c  
Hubbard, 2b  
Frias, ss  
Niekro, p

## 1986

Washington, rf  
Ramirez, ss  
Murphy, cf  
Hornor, 1b  
Harper, lf  
Virgil, c  
Oberkfell, 3b  
Hubbard, 2b  
Mahler, p

## 1993

Nixon, cf  
Blauser, ss  
Gant, lf  
Pendleton, 3b  
Justice, rf  
Bream, 1b  
Berryhill, c  
Lemke, 2b  
Maddux, p

## 2000

Veras, 2b  
Sanders, lf  
C. Jones, 3b  
Jordan, rf  
Galarraga, 1b  
A. Jones, cf  
Pérez, c  
Weiss, ss  
Maddux, p

## 2007

Johnson, 2b  
Renteria, ss  
C. Jones, 3b  
A. Jones, cf  
McCann, c  
Francoeur, rf  
Thorman, 1b  
Langerhans, lf  
Smoltz, p

ATLANTA'S OPENING DAY LINEUPS

**2008**

Johnson, 2b  
Escobar, ss  
C. Jones, 3b  
Teixeira, 1b  
Francoeur, rf  
McCann, c  
Diaz, lf  
Kotsay, cf  
Hudson, p

**2015**

Young, Jr., cf  
Peterson, 2b  
Markakis, rf  
Freeman, 1b  
Bethancourt, c  
K.Johnson, lf  
Callaspo, 3b  
Simmons, ss  
Teheran, p

**2022**

Rosario, rf  
Olson, 1b  
Riley, 3b  
Ozuna, lf  
Albies, 2b  
Duvall, cf  
d'Arnaud, c  
Dickerson, dh  
Swanson, ss

Fried, p

**2009**

Johnson, 2b  
Escobar, ss  
C. Jones, 3b  
McCann, c  
Anderson, lf  
Francoeur, rf  
Kotchman, 1b  
Schafer, cf  
Lowe, p

**2016**

Inciarte, cf  
Aybar, ss  
Freeman, 1b  
Garcia, 3b  
Markakis, rf  
Olivera, lf  
Pierzynski, c  
Peterson, 2b  
Teheran, p

**2010**

Cabrera, lf  
Prado, 2b  
C. Jones, 3b  
McCann, c  
Glaus, 1b  
Escobar, ss  
Heyward, rf  
McLouth, cf  
Lowe, p

**2017**

Inciarte, cf  
Swanson, ss  
Freeman, 1b  
Kemp, lf  
Markakis, rf  
Phillips, 2b  
Garcia, 3b  
Flowers, c  
Teheran, p

**2011**

Prado, lf  
McLouth, cf  
C. Jones, 3b  
McCann, c  
Uggla, 2b  
Heyward, rf  
Gonzalez, ss  
Freeman, 1b  
Lowe, p

**2018**

Inciarte, cf  
Albies, 2b  
Freeman, 1b  
Markakis, rf  
Flowers, c  
Tucker, lf  
Swanson, ss  
Flaherty, 3b  
Teheran, p

**2012**

Bourn, cf  
Prado, 3b  
McCann, c  
Uggla, 2b  
Freeman, 1b  
Diaz, lf  
Heyward, rf  
Pastornicky, ss  
Hanson, p

**2019**

Inciarte, cf  
Donaldson, 3b  
Freeman, 1b  
Acuña Jr., lf  
Markakis, rf  
Albies, 2b  
McCann, c  
Swanson, ss  
Teheran, p

**2013**

Simmons, ss  
Heyward, rf  
J. Upton, lf  
Freeman, 1b  
B. Upton, cf  
Uggla, 2b  
C. Johnson, 3b  
Laird, c  
Hudson, p

**2020**

Acuña Jr., rf  
Albies, 2b  
Freeman, 1b  
Ozuna, lf  
Adams, dh  
Riley, 3b  
Swanson, ss  
Inciarte, cf  
Jackson, c

Soroka, p

**2014**

Heyward, rf  
B. Upton, cf  
Freeman, 1b  
C. Johnson, 3b  
J. Upton, lf  
Uggla, 2b  
Gattis, c  
Simmons, ss  
Teheran, p

**2021**

Acuña Jr., rf  
Albies, 2b  
Freeman, 1b  
Ozuna, LF  
d'Arnaud, c  
Swanson, ss  
Riley, 3b  
Pache, cf  
Fried, p

FRONT OFFICE

MANAGER & STAFF

PLAYER BIOS

SEASON IN REVIEW

PLAYER DEVELOPMENT

BRVES HISTORY

OPPONENTS

MISCELLANEOUS

Freddie Freeman started 11 consecutive Opening Days for the Braves from 2011 to 2021, setting the Atlanta franchise record for a first baseman.

# ATLANTA'S OPENING DAY RECORDS

## HOME RUNS

The Braves have hit 58 home runs on Opening Day since the club moved to Atlanta in 1966. Five players (Dale Murphy, Fred McGriff, Andruw Jones, Brian McCann, and Freddie Freeman) hold the Atlanta-era record with three career homers in openers, while Joe Torre, McGriff and Edgar Renteria are the only Atlanta Braves with a multi-homer game on Opening Day. In 2018, Nick Markakis hit the only game-ending home run on Opening Day in Atlanta franchise history, driving a 1-1, ninth-inning pitch out to right field to give the Braves an 8-5 win.

### April 12, 1966 vs. Pittsburgh

Joe Torre (2)

### April 11, 1967 at Houston

Clete Boyer

### April 7, 1970 at San Diego

Orlando Cepeda

### April 4, 1974 at Cincinnati

Hank Aaron

### April 8, 1977 at Houston

Jeff Burroughs

### April 7, 1978 vs. Los Angeles

Rowland Office

Dale Murphy

Jerry Royster

### April 10, 1981 vs. Cincinnati

Dale Murphy

### April 4, 1983 at Cincinnati

Chris Chambliss

### April 8, 1986 vs. Montreal

Dale Murphy

### April 5, 1988 vs. Chicago

Ozzie Virgil

Gerald Perry

Ken Oberkfell

Andres Thomas

### April 4, 1989 at Houston

Ron Gant

Tommy Gregg

### April 10, 1991 vs. Los Angeles

David Justice

### April 4, 1994 at San Diego

Deion Sanders

Ryan Klesko

### April 26, 1995 vs. San Francisco

Fred McGriff (2)

David Justice

### April 1, 1996 vs. San Francisco

Ryan Klesko

Jeff Blausler

Fred McGriff

Mark Lemke

Jerome Walton

### April 1, 1997 at Houston

Chipper Jones

### April 5, 1999 vs. Philadelphia

Brian Jordan

### April 3, 2000 vs. Colorado

Andres Galarraga

Andruw Jones

### April 2, 2001 at Cincinnati

Andruw Jones

Rafael Furcal

### April 1, 2002 vs. Philadelphia

Vinny Castilla

Gary Sheffield

### April 6, 2004 vs. New York

Marcus Giles

### April 3, 2006 at Los Angeles

Andruw Jones

Adam LaRoche

Ryan Langerhans

### April 2, 2007 at Philadelphia

Edgar Renteria (2)

Brian McCann

### March 30, 2008 at Washington

Chipper Jones

### April 5, 2009 at Philadelphia

Brian McCann

Jeff Francoeur

Jordan Schafer\*

### April 5, 2010 vs. Chicago

Brian McCann

Jason Heyward\*

### March 31, 2011 at Washington

Jason Heyward

### April 1, 2013 vs. Philadelphia

Justin Upton

Freddie Freeman

Dan Uggla

### April 4, 2016 vs. Washington

Freddie Freeman

Adonis Garcia

### March 29, 2018 vs. Philadelphia

Freddie Freeman

Ozzie Albies

Nick Markakis^

### March 28, 2019 at Philadelphia

Matt Joyce

### April 1, 2021 at Philadelphia

Pablo Sandoval

### April 7, 2022 vs. Cincinnati

Austin Riley

\*First career at-bat

^Game-ending home run

## OPENING DAY HR LEADERS

Player	Opening Day HR
1. Dale Murphy	3
Fred McGriff	3
Andruw Jones	3
Brian McCann	3
Freddie Freeman	3
T6. Joe Torre	2
David Justice	2
Ryan Klesko	2
Edgar Renteria	2
Chipper Jones	2
Jason Heyward	2

## MOST OPENING DAY STARTS, BY POSITION

Since the club moved to Atlanta in 1966, only Chipper Jones and Andruw Jones have made at least 10 starts on Opening Day for the Braves. Jones holds the Atlanta-era record with 13 starts at third base.

<b>Manager</b> ..... Bobby Cox.....	24	<b>Shortstop</b> ..... Jeff Blausler/Dansby Swanson .....	6
<b>Pitcher</b> ..... Phil Niekro.....	8	<b>Third Base</b> ..... Chipper Jones .....	13
<b>Catcher</b> ..... Brian McCann.....	8	<b>Left Field</b> ..... R. Garr, R. Klesko .....	4
<b>First Base</b> ..... Freddie Freeman.....	11	<b>Center Field</b> ..... Andruw Jones.....	10
<b>Second Base</b> ..... Glenn Hubbard.....	8	<b>Right Field</b> ..... Hank Aaron .....	8



# THE LAST TIME IT HAPPENED

## OFFENSIVE ODDITIES

### First Major League Hit as a Home Run

Ozzie Albies, in his third game, August 3, 2017 (9th inning) vs. Los Angeles (NL), off Tony Cingrani (3rd at-bat, three-run homer)

### Inside-the-Park Home Run by a Brave

Travis Demeritte, April 29, 2022 at Texas (3rd inning), off Spencer Howard

### Inside-the-Park Home Run by Opponent

Jazz Chisholm, July 10, 2021 (5th inning) at Miami, off Max Fried (solo home run)

### Brave Hit for the Cycle

Eddie Rosario, September 19, 2021 at San Francisco

### Grand Slam by a Brave

Matt Olson, August 24, 2022 at Pittsburgh (8th inning), off Cam Vieaux

### Grand Slam by Opponent

Rafael Devers, May 10, 2022 (2nd inning) vs. Boston, off Kyle Wright

### Pinch-Hit Grand Slam by a Brave

Ehire Adrianza, May 21, 2021 (8th inning) vs. Pittsburgh, off Wilmer Difo

### Pinch-Hit Grand Slam by Opponent

Christian Arroyo, June 16, 2021 (7th inning) vs. Boston, off A.J. Minter

### Pinch-Hit Home Run by a Braves player

Travis d'Arnaud, September 4, 2021 (9th inning) at Colorado, off Carlos Estévez

### Pinch-Hit Home Run by Opponent

Chad Pinder, September 6, 2022 (5th inning) at Oakland, off Dylan Lee

### Back-to-Back Home Runs by Braves

Austin Riley and Matt Olson, September 30, 2022 (2nd inning) vs. New York Mets, off Jacob deGrom

### Back-to-Back-to-Back Home Runs by Braves

Evan Gattis, Dan Uggla and Andrelton Simmons, April 14, 2014 (8th inning) at Philadelphia, off B.J. Rosenberg

### Back-to-Back Pinch-Hit Home Runs by Braves

Keith Lockhart and Javy Lopez, May 25, 1999 (9th inning) at Milwaukee, off Bob Wickman

### Home Run by Braves Pitcher

Huascar Ynoa, May 4, 2021 (6th inning) at Washington, off Tanner Rainey (grand slam)

### Home Run by Opposing Pitcher

Jacob deGrom, August 23, 2019 (6th inning) at New York-NL, off Mike Foltyniewicz (solo homer)

### Two-Homer Game by Braves Pitcher

Derek Lilliquist, May 1, 1990 (3rd inning and 5th inning) vs. New York (NL), off Ron Darling (both solo homers)

### Two-Homer Game by Opponent Pitcher

Micah Owings, August 18, 2007 (4th inning and 6th inning) vs. Arizona, off Buddy Carlyle (both solo homers)

## PITCHING PECULIARITIES

### No-Hitter by Braves Pitcher

Kent Mercker, April 8, 1994 at Los Angeles (NL), 6-0

### No-Hitter vs. the Braves

Cole Hamels, Jake Diekmann, Ken Giles and Jonathan Papelbon, September 1, 2014 vs. Philadelphia, 7-0

### Perfect Game vs. the Braves

Randy Johnson, May 18, 2004, vs. Arizona, 2-0

### One-Hitter by Braves Pitcher

Julio Teheran, June 19, 2016, at New York (NL), 6-0

### Braves Pitcher Allowed Four Homers in a Game

Kyle Wright, August 4, 2022 at New York (NL)

### Consecutive Shutouts by a Braves Player

Tom Glavine, August 7, 1998 at San Francisco and August 13, 1998 at San Diego

### Three Consecutive Complete Games by a Braves Player

Greg Maddux, June 27, 1998 vs. Toronto, July 2, 1998 at Tampa Bay, July 11, 1998 at Florida

## MISCELLANEOUS

### Braves Scored 10+ Runs in an Inning

11 runs, September 9, 2020 (2nd inning) vs. Miami

### Braves' Steal of Home

Ender Inciarte, September 19, 2018 (5th inning) vs. St. Louis (on a double steal with Freddie Freeman stealing 2nd)

### Opponent's Steal of Home

Chris Young, August 19, 2007 (3rd inning) vs. Arizona (on a double steal with Orlando Hudson stealing 2nd)

### Triple Play by the Braves

May 6, 2004 (8th inning), vs. San Diego. 3b Mike Hessman to 2b Jesse Garcia to 1b Adam LaRoche. Batter: Kerry Robinson

### Triple Play vs. Braves

August 7, 2019 (3rd inning) at Minnesota. 3b Miguel Sano to 2b Jonathan Schoop to 1b C.J. Cron. Batter: Tyler Flowers

### Last Braves Game to End in a Tie

August 15, 2002 vs. San Francisco, 3-3. Game called in top of 10th inning due to rain

### Last Suspended Braves Game

July 21, 2021 vs. San Diego. Game suspended due to rain in the middle of the fifth inning. Game resumed on September 24. Atlanta lost, 6-5, in 7 innings

# ATLANTA'S MOST RECENT TRADE

## NATIONAL LEAGUE

### ARIZONA DIAMONDBACKS — JUNE 7, 2022

Obtained Jacob Webb (RHP) for cash considerations.

### CHICAGO CUBS — APRIL 21, 2022

Obtained Jesse Chavez (RHP) for Sean Newcomb (LHP).

### CINCINNATI REDS — JULY 24, 2020

Obtained Scott Schebler (OF) for cash.

### COLORADO ROCKIES — NOVEMBER 6, 2022

Obtained Sam Hilliard (OF) for minor leaguer Dylan Spain (RHP).

### LOS ANGELES DODGERS — NOVEMBER 28, 2018

Obtained cash for Adam McCreery (P)

### MIAMI MARLINS — JULY 30, 2021

Obtained Adam Duvall (OF) for Alex Jackson (C)

### MILWAUKEE BREWERS — DECEMBER 12, 2022

As part of a three-team trade, obtained C Sean Murphy (OAK) for William Contreras (MIL), Justin Yeager (MIL), Kyle Muller (OAK), Freddy Tarnok (OAK), Manny Pina (OAK) and Royber Salinas (OAK).

### NEW YORK METS — JUNE 8, 2016

Obtained minor leaguer Akeel Morris (P) for Kelly Johnson (INF/OF) and cash.

### PHILADELPHIA PHILLIES — DECEMBER 20, 2002

Obtained Johnny Estrada (C) for Kevin Millwood (P).

### PITTSBURGH PIRATES — JULY 30, 2021

Obtained Richard Rodriguez (P) for Bryse Wilson (P) and minor leaguer Ricky DeVito (P)

### SAN DIEGO PADRES — JULY 10, 2022

Obtained Robinson Cano (INF) for cash.

### SAN FRANCISCO GIANTS — NOVEMBER 22, 2021

Obtained Jay Jackson (P) for a player to be named later.

### ST. LOUIS CARDINALS — MAY 20, 2017

Obtained Matt Adams (INF) and cash considerations for minor leaguer Juan Yenez (INF).

### WASHINGTON NATIONALS — AUGUST 1, 2022

Obtained Ehire Adrianza (INF) for minor leaguer Trey Harris (OF).

## AMERICAN LEAGUE

### BALTIMORE ORIOLES — DECEMBER 22, 2022

Obtained Lewin Díaz (INF) for cash considerations.

### BOSTON RED SOX — DECEMBER 16, 2022

Obtained Hoy Park (INF) for cash considerations or a player to be named later.

### CHICAGO WHITE SOX — MARCH 10, 2014

Obtained Zach Stewart (P) for cash.

### CLEVELAND GUARDIANS — JULY 30, 2021

Obtained Eddie Rosario (OF) and cash for Pablo Sandoval (INF)

### DETROIT TIGERS — DECEMBER 7, 2022

Obtained Joe Jimenez (RHP) for minor leaguers Justyn-Henry Malloy (OF) and Jake Higginbotham (LHP)

### HOUSTON ASTROS — AUGUST 2, 2022

Obtained Jake Odorizzi (RHP) for Will Smith (LHP)

### KANSAS CITY ROYALS — JULY 30, 2021

Obtained Jorge Soler (OF) for Kasey Kalich (P).

### LOS ANGELES ANGELS — AUGUST 2, 2022

Obtained Raisel Iglesias (RHP) for Tucker Davidson (LHP) and Jesse Chavez (RHP).

### MINNESOTA TWINS — SEPTEMBER 8, 2019

Obtained cash considerations for minor leaguer Ryan LaMarre (OF)

### NEW YORK YANKEES — DECEMBER 28, 2022

Obtained Lucas Luetge (P) for minor leaguers Indigo Diaz (P) and Caleb Durbin (INF)

### OAKLAND ATHLETICS — DECEMBER 12, 2022

As part of a three-team trade, obtained C Sean Murphy (OAK) for Kyle Muller (OAK), Freddy Tarnok (OAK), Manny Pina (OAK), Royber Salinas (OAK), William Contreras (MIL) and Justin Yeager (MIL).

### SEATTLE MARINERS — MAY 20, 2019

Obtained Anthony Swarzak (P) and cash for Jesse Biddle (P) and Arody Vizcaino (P).

### TAMPA BAY RAYS — JUNE 6, 2022

Obtained minor leaguer Dawson Dimon (UTIL) for cash.

### TEXAS RANGERS — JANUARY 3, 2023

Obtained Eli White (OF) for cash.

### TORONTO BLUE JAYS — JULY 5, 2022

Obtained minor leaguer Leonel Callez (INF) for cash.

# ATLANTA BRAVES ALL-TIME ROSTER (1966-2020)

A total of 960 players have appeared in at least one official game for the Atlanta Braves since 1966.

## A [42]

Aardsma, David, 2015  
 Aaron, Hank, 1966-74  
 Aaron, Tommie, 1968,71  
 Abbott, Kurt, 2001  
 Abernathy, Ted, 1966  
 Acker, Jim, 1986-89  
 Acosta, Manny, 2007-09  
 Acuña Jr., Ronald, 2018-22  
 Adams, Lane, 2017-18  
 Adams, Matt, 2017, 2020  
 Adrianza, Ehire, 2021-22  
 Aker, Jack, 1974  
 Albies, Ozzie, 2017-22  
 Aldrich, Jay, 1989  
 Aldridge, Cory, 2001  
 Alexander, Doyle, 1980, 86-87  
 Alfonseca, Antonio, 2004  
 Allard, Kolby, 2018  
 Almanza, Armando, 2004  
 Almonte, Abraham, 2021  
 Alomar, Sandy, 1966  
 Alou, Felipe, 1966-69  
 Alvarez, Dario, 2016  
 Alvarez, Jose, 1981-82, 88-89  
 Anderson, Ian, 2020-22  
 Anderson, Garret, 2009  
 Anderson, Josh, 2008  
 Ankiel, Rick, 2010  
 Arcia, Orlando, 2021-22  
 Ascanio, Jose, 2007  
 Asencio, Jairo, 2009, 2011  
 Ashby, Andy, 2000  
 Aspromonte, Bob, 1969-70  
 Asselstine, Brian, 1976-81  
 Assenmacher, Paul, 1986-89  
 Autry, Al, 1976  
 Avery, Steve, 1990-1996  
 Avilan, Luis, 2012-15  
 Ayala, Luis, 2013  
 Aybar, Erick, 2016  
 Aybar, Willie, 2006  
 Ayraut, Joe, 1996

## B [90]

Baez, Dany, 2006  
 Baker, Dusty, 1968-75  
 Baker, Jeff, 2012  
 Bako, Paul, 2000-2001  
 Bales, Lee, 1966  
 Bannon, Rylan, 2022  
 Banuelos, Manny, 2015  
 Barber, Steve, 1970-72  
 Barker, Len, 1983-85  
 Barry, Kevin, 2006-07  
 Barton, Brian, 2009  
 Batista, Miguel, 2012  
 Battle, Howard, 1999  
 Bautista, Danny, 1996-1998  
 Bautista, José, 2018  
 Beall, Bob, 1975, 78-79  
 Beachy, Brandon, 2010-13  
 Beard, Mike, 1974-77  
 Beato, Pedro, 2014  
 Beauchamp, Jim, 1967  
 Beckham, Gordon, 2016  
 Bedrosian, Steve, 1981-85, 93-95  
 Behenna, Rick, 1983  
 Belinda, Stan, 2000  
 Bell, Mike, 1990-91  
 Bell, Terry, 1987  
 Belliard, Rafael, 1991-98

Belloir, Rob, 1975-78  
 Benedict, Bruce, 1978-89  
 Bennett, Jeff, 2007-09  
 Berenguer, Juan, 1991-92  
 Bergman, Sean, 1999  
 Bernero, Adam, 2005  
 Berroa, Geronimo, 1989-90  
 Berryhill, Damon, 1991-93  
 Betemit, Wilson, 2001, 04-06  
 Bethancourt, Christian, 2013-15  
 Biddle, Jesse, 2018-19, 20  
 Bielecki, Mike, 1991-92, '94, '96-97  
 Blair, Aaron, 2016-17  
 Blanco, Gregor, 2008-10  
 Blanco, Henry, 2002-03  
 Blankenship, Kevin, 1988  
 Blanks, Larvell, 1972-75, 80  
 Blasingame, Wade, 1966-67  
 Blausler, Jeff, 1987-97  
 Blevins, Jerry, 2019  
 Blocker, Terry, 1988-89  
 Boever, Joe, 1987-90  
 Boggs, Tommy, 1978-83  
 Bolling, Frank, 1966  
 Bong, Jung Keun, 2002-03  
 Bonifacio, Emilio, 2014, 2016-17  
 Bonilla, Bobby, 2000  
 Bonnell, Barry, 1977-79  
 Boone, Bret, 1999  
 Borbon, Pedro, 1992-1993, 95-97  
 Borowski, Joe, 1996-97  
 Boscan, J.C., 2010-12  
 Bourjos, Peter, 2018  
 Bourn, Michael, 2011-12, 2015  
 Bouton, Jim, 1978  
 Bowie, Micah, 1999  
 Boyer, Blaine, 2005-09  
 Boyer, Clete, 1967-71  
 Bracho, Silvino, 2022  
 Bradford, Larry, 1977, 79-81  
 Bradley, Jed, 2016  
 Bragg, Darren, 2002-03  
 Bream, Sid, 1991-93  
 Breazeale, Jim, 1969, 71-72  
 Brigham, Jake, 2015  
 Brignac, Reid, 2016  
 Britton, Jim, 1967-69  
 Brizzolara, Tony, 1979, 83-84  
 Brock, Chris, 1997  
 Brogna, Rico, 2001  
 Brooks, Frank, 2005  
 Brower, Jim, 2005  
 Brown, Jarvis, 1994  
 Brown, Oscar, 1969-73  
 Bruce, Bob, 1967  
 Buchter, Ryan, 2014  
 Bueno, Francisley, 2008  
 Burawa, Danny, 2015  
 Burkett, John, 2000-01  
 Burroughs, Jeff, 1977-80  
 Butler, Adam, 1998  
 Butler, Brett, 1981-83  
 Byrd, Paul, 1997-98, 2004

## C [76]

Cabrera, Francisco, 1989-93  
 Cabrera, Jose, 2001  
 Cabrera, Mauricio, 2016  
 Cabrera, Melky, 2010  
 Cahill, Trevor, 2015  
 Callaspo, Alberto, 2015  
 Camargo, Johan, 2017-21  
 Caminiti, Ken, 2001  
 Camp, Rick, 1976-78, 80-85

Campbell, Dave, 1977-78  
 Campillo, Jorge, 2008-09  
 Canizares, Barbaro, 2009  
 Cano, Robinson, 2022  
 Capellan, Jose, 2004  
 Capra, Buzz, 1974-77  
 Caraballo, Ramon, 1993  
 Cardwell, Don, 1970  
 Carle, Shane, 2018-19  
 Carlyle, Buddy, 2007-09  
 Carroll, Clay, 1966-68  
 Carpenter, David, 2013-14  
 Carpenter, David, 2015  
 Carty, Rico, 1966-72  
 Cary, Chuck, 1987-88  
 Casanova, Paul, 1972-74  
 Castilla, Vinny, 1991-1992, 2002-03  
 Castillo, Tony, 1989-91  
 Castro, Daniel, 2015-16  
 Cather, Mike, 1997-1999  
 Causey, Wayne, 1968  
 Cepeda, Orlando, 1969-72  
 Cerone, Rick, 1985  
 Cervenka, Hunter, 2016  
 Cervelli, Francisco, 2019  
 Chacin, Jhoulys, 2016, 2020  
 Chambliss, Chris, 1980-86  
 Chaney, Darrel, 1976-79  
 Charlton, Norm, 1998  
 Chavez, Jesse, 2010, '21-22  
 Cheadle, Dave, 1973  
 Chen, Bruce, 1998-2000  
 Childers, Matt, 2005  
 Church, Ryan, 2009  
 Clancy, Jim, 1991  
 Clark, Glen, 1967  
 Clark, Terry, 1995  
 Clary, Marty, 1987, 89-90  
 Clevlen, Brent, 2010  
 Cline, Ty, 1966-67  
 Cloninger, Tony, 1966-68  
 Clontz, Brad, 1995-97  
 Closter, Alan, 1973  
 Ciriaco, Pedro, 2015  
 Coffman, Kevin, 1987-88  
 Colbrunn, Greg, 1997-98  
 Collins, Don, 1977  
 Collmenter, Josh, 2016  
 Colón, Bartolo, 2017  
 Colon, Roman, 2004-05  
 Colyer, Steve, 2007  
 Conrad, Brooks, 2009-11  
 Constanza, Jose, 2011-14  
 Contreras, William, 2020-22  
 Cooper, Gary, 1980  
 Cormier, Lance, 2006-07  
 Cornely, John, 2015  
 Correll, Vic, 1974-77  
 Cortes, David, 1999  
 Cowley, Joe, 1982  
 Crowley, Terry, 1976  
 Cruz, Juan, 2004  
 Cruz, Jesus, 2022  
 Culberson, Charlie, 2018-20  
 Cunnane, Will, 2003-04  
 Cunniff, Brandon, 2015-16  
 Cunningham, Todd, 2015

## D [45]

d'Arnaud, Chase, 2016-17  
 d'Arnaud, Travis, 2020-22  
 Dal Canton, Bruce, 1975-76  
 Davey, Mike, 1977-78  
 Davidson, Ted, 1968

Davidson, Tucker, 2020-22  
 Davies, Kyle, 2005-07  
 Davis, Jody, 1988-90  
 Davis, Mark, 1992  
 Davis, Trench, 1987  
 Dawley, Joe, 2002-03  
 Dayley, Ken, 1982-84  
 Dayton, Grant, 2019-21  
 Dedmon, Jeff, 1983-87  
 De La Cruz, Joel, 2016  
 de la Hoz, Mike, 1966-67  
 Delgado, Randall, 2011-12  
 Demeritte, Travis, 2022  
 Denson, Drew, 1989  
 DeRosa, Mark, 1998-2004  
 DeSalvo, Matt, 2008  
 Densens, Elmer, 2008  
 Detwiler, Ross, 2015  
 Devereaux, Mike, 1995  
 Devine, Adrian, 1973-76, 78-79  
 Devine, Joey, 2005-07  
 Diaz, Carlos, 1982  
 Diaz, Matt, 2006-10, 2011-12  
 Dickerson, Alex, 2022  
 Dickey, R.A., 2017  
 Didier, Bob, 1969-72  
 Dietz, Dick, 1973  
 Dobson, Pat, 1973  
 Donaldson, Josh, 2019  
 Dotel, Octavio, 2007  
 Doumit, Ryan, 2014  
 Downs, Scott, 2013  
 Doyle, Paul, 1969  
 Drew, J.D., 2004  
 Drew, Tim, 2004  
 Duda, Lucas, 2018  
 Dunn, Mike, 2010  
 Durbin, Chad, 2012  
 Duvall, Adam, 2018-22  
 Dye, Jermaine, 1996

## E [17]

Easterly, Jamie, 1974-79  
 Eave, Gary, 1988-89  
 Ebert, Derrin, 1999  
 Eden, Mike, 1976  
 Edmondson, Brian, 1998  
 Edwards Jr., Carl, 2021  
 Eichelberger, Juan, 1988  
 Eichhorn, Mark, 1989  
 Elder, Bryce, 2022  
 Embree, Alan, 1997-98  
 Ennis, John, 2002  
 Erlin, Robbie, 2020  
 Esasky, Nick, 1990  
 Escobar, Yunel, 2007-10  
 Estrada, Johnny, 2003-05  
 Evans, Darrell, 1969-76, 1989  
 Eveland, Dana, 2015

## F [34]

Fabregas, Jorge, 1999  
 Falcone, Pete, 1983-84  
 Farnsworth, Kyle, 2005  
 Fick, Robert, 2003  
 Fischer, Hank, 1966  
 Fischlin, Mike, 1987  
 Flaa, Jay, 2021  
 Flaherty, Ryan, 2018  
 Flowers, Tyler, 2016-20  
 Floyd, Gavin, 2014  
 Foltyniewicz, Mike, 2015-20  
 Ford, Mike, 2022  
 Ford, Wenty, 1973  
 Forster, Terry, 1983-85  
 Foster, John, 2002, 05  
 Foster, Leo, 1971, 1973-74

Fox, Chad, 1997  
 Francisco, Juan, 2012  
 Franco, Julio, 2001-05, 2007  
 Franco, Matt, 2002-03  
 Francoeur, Jeff, 2005-09, 2016  
 Francona, Tito, 1967-69  
 Franklin, Wayne, 2006  
 Frasier, Jason, 2015  
 Freeman, Freddie, 2010-21  
 Freeman, Jimmy, 1972-73  
 Freeman, Marvin, 1990-93  
 Freeman, Sam, 2017-18  
 Freitas, David, 2017  
 Frias, Pepe, 1979  
 Fried, Max, 2017-22  
 Frisella, Danny, 1973-74  
 Fuller, John, 1974  
 Furcal, Rafael, 2000-05

## G [52]

Galarraga, Andres, 1998-2000  
 Gallagher, Dave, 1994  
 Gant, John, 2016  
 Gant, Ron, 1987-1993  
 Garber, Gene, 1978-87  
 Garcia, Adonis, 2015-17  
 Garcia, Damaso, 1988  
 Garcia, Freddy Adrian, 1999  
 Garcia, Freddy Antonio, 2013  
 Garcia, Jaime, 2017  
 Garcia, Jesse, 2001-04  
 Garr, Ralph, 1968-75  
 Garrett, Adrian, 1966  
 Garrido, Gil, 1968-72  
 Gaston, Cito, 1967, 75-78  
 Gatewood, Aubrey, 1970  
 Gattis, Evan, 2013-14  
 Gausman, Kevin, 2018-19  
 Gearrin, Cory, 2011-12  
 Geiger, Gary, 1966-67  
 Gentry, Gary, 1973-75  
 Gilbreath, Rod, 1972-78  
 Giles, Marcus, 2001-06  
 Gilkey, Bernard, 2001  
 Giovanola, Ed, 1995-97  
 Glaus, Troy, 2010  
 Glavine, Tom, 1987-2002, 2008  
 Goggin, Chuck, 1973  
 Gohara, Luiz, 2017-18  
 Gomes, Jonny, 2015  
 Gomez, Luis, 1980-81  
 Gonzalez, Alex, 2010-11  
 Gonzalez, Mike, 2007-09  
 Gonzalez, Tony, 1969-70  
 Goodson, Ed, 1975  
 Gorecki, Reid, 2009  
 Gosselin, Phil, 2014-15, '22  
 Gotay, Ruben, 2008  
 Graffanino, Tony, 1996-1998  
 Grant, Mark, 1990  
 Green, Nick, 2004  
 Greene, Shane, 2019-21  
 Greene, Tommy, 1989-90  
 Greisinger, Seth, 2005  
 Gregg, Tommy, 1988-92, 97  
 Griffey, Ken, 1986-88  
 Grilli, Jason, 2015-16  
 Grissom, Marquis, 1995-96  
 Grissom, Vaughn, 2022  
 Grossman, Robbie, 2022  
 Gryboski, Kevin, 2002-05  
 Guillen, Ozzie, 1998-99  
 Guinn, Skip, 1968

## H [62]

Hale, David, 2013-14  
 Hall, Albert, 1981-88

Hall, Jimmie, 1970  
 Hamels, Cole, 2020  
 Hamilton, Billy, 2019  
 Hammond, Chris, 2002  
 Hampton, Mike, 2003-05, 2008  
 Hanna, Preston, 1975-82  
 Hanson, Tommy, 2009-12  
 Harang, Aaron, 2014  
 Hardin, Jim, 1972  
 Hargan, Steve, 1977  
 Harper, Terry, 1980-86  
 Harrell, Lucas, 2016  
 Harris II, Michael, 2022  
 Harris, Willie, 2007  
 Harrison, Roric, 1973-75  
 Hartgraves, Dean, 1996  
 Hausman, Tom, 1982  
 Heath, Mike, 1991  
 Hechavarria, Adeiny, 2012-  
 Heep, Danny, 1991  
 Helms, Wes, 1998, 2000-02  
 Henderson, Ken, 1976  
 Henry, Dwayne, 1989-90  
 Herbel, Ron, 1971  
 Heredia, Guillermo, 2021-22  
 Hermoso, Angel, 1967  
 Hernández, Diory, 2009-11  
 Hernández, Jose, 1999  
 Hernández, Ramon, 1967  
 Hernández, Roberto, 2003  
 Hernández, Roberto, 2016  
 Herrstein, John, 1966  
 Hesketh, Joe, 1990  
 Hessman, Mike, 2003-04  
 Heyward, Jason, 2010-14  
 Hicks, Brandon, 2010-11  
 Hill, Garry, 1969  
 Hill, Milt, 1994  
 Hinske, Eric, 2010-12  
 Hippauf, Herb, 1966  
 Hodges, Trey, 2002-04  
 Hoerner, Joe, 1972-73  
 Holbert, Ray, 1998  
 Hollandsworth, Todd, 2005  
 Hollins, Damon, 1998, 2004  
 Holmes, Darren, 2002-03  
 Horner, Bob, 1978-86  
 House, Tom, 1971-75  
 Houston, Tyler, 1996  
 Howard, Larry, 1973  
 Howell, Jay, 1993  
 Hrabosky, Al, 1980-82  
 Hriniaak, Walt, 1968-69  
 Hubbard, Glenn, 1978-87  
 Hubbard, Mike, 2000  
 Hubbard, Trinidad, 2000  
 Hudek, John, 1999  
 Hudson, Tim, 2005-13  
 Hunter, Brian, 1991-93, 1999-2000  
 Hursh, Jason, 2016

## I [4]

Iglesias, Raisel, 2022  
 Inciarte, Ender, 2016-21  
 Infante, Alexis, 1990  
 Infante, Omar, 2008-10

## J [41]

Jackson, Alex, 2019-21  
 Jackson, Edwin, 2015  
 Jackson, Jay, 2022  
 Jackson, Luke, 2017-21  
 Jackson, Sonny, 1968-74  
 Jacoby, Brook, 1981, 83  
 Jaime, Juan, 2014-15  
 James, Chuck, 2005-08  
 James, Dion, 1987-89

Janish, Paul, 2012  
 Jansen, Kenley, 2022  
 Jarvis, Pat, 1966-72  
 Jaster, Larry, 1970, 72  
 Jay, Joey, 1966  
 Jenkins, Tyrell, 2016  
 Jimenez, German, 1988  
 Johnson, Bob D., 1977  
 Johnson, Bob W., 1968  
 Johnson, Chris, 2013-15  
 Johnson, Davey, 1973-75  
 Johnson, Deron, 1968  
 Johnson, Elliot, 2013  
 Johnson, Jim, 2015-16  
 Johnson, Joe, 1985-86  
 Johnson, Kelly, 2005, 07-09, 15-16  
 Johnson, Ken, 1966-69  
 Johnson, Micah, 2017  
 Johnson, Randy, 1982-84  
 Johnson, Reed, 2012-13  
 Jones, Andruw, 1996-2007  
 Jones, Brandon, 2007-09  
 Jones, Chipper, 1993, 1995-2012  
 Jones, Mack, 1966-67  
 Jones, Nate, 2021  
 Jordan, Brian, 1999-2001, 05-06  
 Jorgensen, Mike, 1983-84  
 Joyce, Matt, 2019  
 Joyner, Wally, 2000  
 Julio, Jorge, 2008  
 Jurjrens, Jair, 2008-11  
 Justice, David, 1989-96

## K [31]

Kamieniecki, Scott, 2000  
 Karsay, Steve, 2001  
 Kawakami, Kenshin, 2009-10  
 Kazmar Jr., Sean, 2021  
 Kelley, Dick, 1966-68  
 Kelley, Tom, 1971-73  
 Kelly, Casey, 2016  
 Kelly, Mike, 1994-95  
 Kelly, Roberto, 1994  
 Kelly, Ryan, 2015  
 Kemp, Matt, 2016-17  
 Keough, Marty, 1966  
 Kerfeld, Charley, 1990  
 Kester, Rick, 1968-70  
 Keuchel, Dallas, 2019  
 Kimbrel, Craig, 2010-14  
 King, Hal, 1970-71  
 King, Ray, 2003  
 Klesko, Ryan, 1992-99  
 Kline, Ron, 1970  
 Kline, Steve, 1977  
 Kohn, Michael, 2015  
 Kolb, Dan, 2005  
 Komminsk, Brad, 1983-86  
 Kopacz, George, 1966  
 Kotchman, Casey, 2008-09  
 Kotsay, Mark, 2008  
 Kowitz, Brian, 1995  
 Krause, Lew, 1974  
 Kremers, Jim, 1990  
 Krol, Ian, 2016-17

## L [39]

Lacorte, Frank, 1975-79  
 Lacy, Lee, 1976  
 Laird, Gerald, 2013-14  
 Lalli, Blake, 2016  
 Langerhans, Ryan, 2002, 2005-07  
 LaRoche, Adam, 2004-06, 2009  
 La Russa, Tony, 1971  
 La Stella, Tommy, 2014  
 Lau, Charlie, 1967  
 Lavarnway, Ryan, 2015

Ledezma, Wil, 2007  
 Lee, Derrek, 2010  
 Lee, Dylan, 2021-22  
 Leibrandt, Charlie, 1990-92  
 Lemaster, Denny, 1966-67  
 Lemke, Mark, 1988-97  
 Leon, Max, 1973-78  
 Lerew, Anthony, 2005-07  
 LeRoy, John, 1997  
 Lightenberg, Kerry, 1997-2002  
 Lillibridge, Brent, 2008  
 Lilliquist, Derek, 1989-90  
 Linares, Rufino, 1981-82, 84  
 Linebrink, Scott, 2011  
 Lockhart, Keith, 1997-2002  
 Loe, Kameron, 2013  
 Lofton, Kenny, 1997  
 Logan, Boone, 2009  
 Lombard, George, 1998-2001  
 Lomon, Kevin, 1996  
 Lopez, Albie, 2002  
 Lopez, Javy, 1992-2003  
 Lowe, Derek, 2009-11  
 Lucroy, Jonathan, 2021  
 Luecken, Rick, 1990  
 Lugo, Julio, 2011  
 Lum, Mike, 1967-75, 79-81  
 Lunar, Fernando, 2000  
 Lyons, Steve, 1992

## M [94]

Macha, Mike, 1979  
 Maddox, Jerry, 1978  
 Maddux, Greg, 1993-2003  
 Mahay, Ron, 2007  
 Mahler, Mickey, 1977-79  
 Mahler, Rick, 1979-88, 91  
 Maholm, Paul, 2012-13  
 Malloy, Marty, 1998  
 Mann, Kelly, 1989-90  
 Marak, Paul, 1990  
 Marimon, Sugar Ray, 2015  
 Markakis, Nick, 2015-20  
 Marksberrry, Matt, 2015-16  
 Marquis, Jason, 2000-2003  
 Marrero, Eli, 2004  
 Marshall, Mike, 1976-77  
 Marte, Andy, 2005  
 Martin, Chris, 2019-21  
 Martin, Tom, 2004-05  
 Martinez, Cristhian, 2010-13  
 Martinez, Dave, 2001  
 Martinez, Dennis, 1998  
 Martinez, Marty, 1967-68  
 Martinez, Pablo, 1996  
 Masset, Nick, 2015  
 Mather, Joe, 2011  
 Mathews, Eddie, 1966  
 Mathis, Jeff, 2021  
 Matos, Pascual, 1999  
 Matthews, Gary, 1977-80  
 Matula, Rick, 1979-81  
 Matzek, Tyler, 2021-22  
 Maxie, Larry, 1969  
 May, Darrell, 1995  
 May, Dave, 1975-76  
 Maybin, Cameron, 2015  
 McBride, Macay, 2005-07  
 McCann, Brian, 2005-13, 19  
 McCarthy, Brandon, 2018  
 McConnell, Sam, 2004  
 McDowell, Oddibe, 1989-90  
 McGlinchy, Kevin, 1999-01  
 McGriff, Fred, 1993-97  
 McHugh, Collin, 2022  
 McKirahan, Andrew, 2015  
 McLain, Denny, 1972  
 McLaughlin, Joey, 1977, 79  
 McLaughlin, Bo, 1979

McLouth, Nate, 2009-11  
 McMichael, Greg, 1993-96, 2000  
 McMurtry, Craig, 1983-86  
 McQueen, Mike, 1969-72  
 McWilliams, Larry, 1978-82, 87  
 Medlen, Kris, 2009-13  
 Melancon, Mark, 2019-20  
 Menke, Denis, 1966-67  
 Mercker, Kent, 1989-95, 2003  
 Messersmith, Andy, 1976-77  
 Meyer, Dan, 2004  
 Millan, Felix, 1966-72  
 Miller, Corky, 2007-08  
 Miller, Ed, 1978-81  
 Miller, Norm, 1973-74  
 Miller, Shelby, 2015  
 Miller, Stu, 1968  
 Millwood, Kevin, 1997-2002  
 Milone, Tommy, 2020  
 Minor, Mike, 2010-14  
 Minter, A.J., 2017-22  
 Mitchell, Keith, 1991  
 Mizerock, John, 1989  
 Molina, Gabe, 2000  
 Mondesi, Raul, 2005  
 Montanez, Willie, 1976-77  
 Montefusco, John, 1981  
 Moore, Alvin, 1976-77  
 Moore, Donnie, 1982-84  
 Moore, Trey, 2001  
 Mordecai, Mike, 1994-97  
 Moreno, Omar, 1986  
 Moret, Roger, 1976  
 Morrison, Jim, 1988  
 Morton, Carl, 1973-76  
 Morton, Charlie, 2008, '21-22  
 Moss, Damian, 2001-02  
 Motley, Darryl, 1986-87  
 Moylan, Peter, 2006-12, 2015  
 Mulholland, Terry, 1999-2000  
 Muller, Kyle, 2021-22  
 Murphy, Dale, 1976-90  
 Murphy, John Ryan, 2019  
 Murray, Matt, 1995  
 Murrell, Ivan, 1974  
 Myers, Greg, 1997, 99

## N [20]

Nahorodny, Bill, 1980-81  
 Nash, Jim, 1970-72  
 Navarro, Julio, 1970  
 Neagle, Denny, 1996-98  
 Neibauer, Gary, 1969-73  
 Nelson, Joe, 2001  
 Nettles, Graig, 1987  
 Newcomb, Sean, 2017-22  
 Nichols, Rod, 1995  
 Nicholson, Dave, 1967  
 Nied, David, 1992  
 Niekro, Joe, 1973-74  
 Niekro, Phil, 1966-83, 1987  
 Nieves, Melvin, 1992-93  
 Nitkowski, C.J., 2004  
 Nixon, Otis, 1991-93, 1999  
 Nolan, Joe, 1975, 1977-80  
 Norris, Bud, 2016  
 Norton, Greg, 2008-09  
 Nunez, Vladimir, 2008-09

## O [26]

Oates, Johnny, 1973-75  
 Oberkfell, Ken, 1984-88  
 O'Brien, Charlie, 1994-95  
 O'Day, Darren, 2019-20, '22  
 O'Dell, Billy, 1966  
 O'Flaherty, Eric, 2009-13, 2016  
 O'Neal, Randy, 1987

Odom, John, 1975  
 Odorizzi, Jake, 2022  
 Office, Rowland, 1972, 1974-79  
 Ogando, Alexi, 2016  
 Ohman, Will, 2008  
 Oliva, Jose, 1994-95  
 Oliver, Gene, 1966-67  
 Olivera, Hector, 2015-16  
 Olivo, Chi Chi, 1966  
 Olson, Greg, 1990-93  
 Olson, Gregg, 1994  
 Olson, Matt, 2022  
 Olwine, Ed, 1986-88  
 Orr, Pete, 2005-07  
 Ortega, Rafael, 2019  
 Ortiz, Russ, 2003-04  
 Overbay, Lyle, 2012  
 Owen, Larry, 1981-83, 1985  
 Ozuna, Marcell, 2020-22

## P (49)

Pache, Cristian, 2020-21  
 Paciorek, Tom, 1976-78  
 Page, Mike, 1968  
 Palmer, David, 1986-87  
 Panther, Jim, 1973  
 Pappas, Milt, 1968-70  
 Paronto, Chad, 2006-07  
 Parr, James, 2008-09  
 Parrett, Jeff, 1990-91  
 Parsons, Wes, 2018-19  
 Pastornicky, Tyler, 2012-14  
 Payne, Mike, 1984  
 Pecota, Bill, 1993-94  
 Pederson, Joc, 2021  
 Pena, Alejandro, 1991-92, 95  
 Pena, Braylan, 2005-08  
 Pena, Ramiro, 2013-14  
 Pena, Tony Jr., 2006  
 Pendleton, Terry, 1991-94, 1996  
 Pepitone, Joe, 1973  
 Pérez, Carlos, 2018  
 Pérez, Eddie, 1995-2001, 04-05  
 Pérez, Eury, 2015  
 Pérez, Marty, 1971-76  
 Pérez, Odalis, 1998-2001  
 Pérez, Pascual, 1982-85  
 Pérez, Williams, 2015-16  
 Perry, Gaylord, 1981  
 Perry, Gerald, 1983-89  
 Perry, Jason, 2008  
 Peterson, Dustin, 2018  
 Peterson, Jace, 2015-17  
 Petry, Dan, 1991  
 Phillips, Brandon, 2017  
 Pierce, Jack, 1973-74  
 Pierzynski, A.J., 2015-16  
 Pina, Manny, 2022  
 Pocoroba, Biff, 1975-84  
 Polonia, Luis, 1995-96  
 Porter, Bob, 1981-82  
 Powell, Jay, 2005  
 Prado, Martin, 2006-12  
 Pratt, Andy, 2002  
 Pratt, Todd, 2006  
 Presley, Jim, 1990  
 Priddy, Bob, 1969-71  
 Pride, Curtis, 1998  
 Proctor, Scott, 2010-11  
 Puleo, Charlie, 1986-89

## R (50)

Rabb, Johnny, 1985  
 Rakow, Ed, 1967  
 Ramirez, Horacio, 2003-06  
 Ramirez, Jose, 2016  
 Ramirez, Rafael, 1980-87

Ray, Ken, 2006  
 Raymond, Claude, 1967-69  
 Reardon, Jeff, 1992  
 Recker, Anthony, 2016-17  
 Redman, Mark, 2007  
 Reed, Michael, 2018  
 Reed, Ron, 1966-75  
 Reed, Steve, 2001  
 Reitsma, Chris, 2004-06  
 Remlinger, Mike, 1999-2002, 06  
 Renteria, Edgar, 2006-07  
 Resop, Chris, 2008, 2010  
 Reyes, Jo-Jo, 2007-10  
 Reynolds, Shane, 2003  
 Reynoso, Armando, 1991-92  
 Richards, Rusty, 1989-90  
 Richardson, Antaoan, 2011  
 Ridgway, Jeff, 2008  
 Riley, Austin, 2019-22  
 Ring, Royce, 2007-08  
 Ritchie, Jay, 1966-67  
 Rivera, Ben, 1992  
 Rivera, Luis, 2000  
 Rivera, René, 2018  
 Robinson, Bill, 1966  
 Robinson, Craig, 1974-77  
 Rocker, John, 1998-2001  
 Rockett, Pat, 1976-78  
 Rodríguez, Richard, 2021  
 Rodríguez, Sean, 2017  
 Roe, Chaz, 2016  
 Roenicke, Gary, 1987-88  
 Romero, Ed, 1989  
 Rosario, Eddie, 2021-22  
 Rosario, Victor, 1990  
 Ross, David, 2009-12  
 Rossy, Rico, 1991  
 Royster, Jerry, 1976-84, 1988  
 Ruiz, Chico, 1978, 1980  
 Ruiz, Rio, 2016-18  
 Runge, Paul, 1981-88  
 Rusin, Chris, 2020  
 Russell, James, 2014  
 Russell, John, 1989  
 Ruthven, Dick, 1976-78

## S (90)

Sadecki, Ray, 1975  
 Sadowski, Ed, 1966  
 Saito, Takashi, 2010  
 Saltalamacchia, Jarrod, 2007  
 Sammons, Clint, 2007-09  
 Sample, Billy, 1986  
 Sánchez, Anibal, 2018  
 Sánchez, Rey, 2001  
 Sánchez, Tony, 2017  
 Sanders, Deion, 1991-94  
 Sanders, Reggie, 2000  
 Sandoval, Pablo, 2020-21  
 Santana, Danny, 2017-18  
 Santana, Edgar, 2021  
 Santana, Ervin, 2014  
 Santorini, Al, 1968  
 Schafer, Jordan, 2009, '11, '13-14  
 Schabler, Scott, 2020  
 Schlosser, Gus, 2014  
 Schmidt, Jason, 1995-96  
 Schneider, Dan, 1966  
 Schueler, Ron, 1972-73  
 Schuler, David, 1985  
 Schutz, Carl, 1996  
 Schwall, Don, 1966-67  
 Seanez, Rudy, 1998-2001  
 Seelbach, Chris, 2000-01  
 Sharperson, Mike, 1995  
 Sheets, Ben, 2012  
 Sheffield, Gary, 2002-03  
 Sherrill, George, 2011  
 Shields, Steve, 1985-86

Shiell, Jason, 2006  
 Shreve, Chasen, 2014  
 Simmons, Andrelton, 2012-15  
 Simmons, Shae, 2014, 2016  
 Simmons, Ted, 1986-88  
 Sims, Lucas, 2017-18  
 Simon, Randall, 1997-99  
 Sinatro, Matt, 1981-84  
 Sisco, Steve, 2000  
 Sisk, Doug, 1990-91  
 Skok, Craig, 1978-79  
 Slusarski, Joe, 2001  
 Small, Aaron, 2002  
 Small, Hank, 1978  
 Smith, Dwight, 1995-96  
 Smith, Ken, 1981-83  
 Smith, Kevan, 2021  
 Smith, Lonnie, 1988-92  
 Smith, Pete, 1987-93  
 Smith, Mallex, 2016  
 Smith, Travis, 2004, 06  
 Smith, Will, 2020-22  
 Smith, Zane, 1984-89  
 Smoltz, John, 1988-1999, 2001-08  
 Smyly, Drew, 2021  
 Snyder, Brandon, 2016  
 Sobkowiak, Scott, 2001  
 Sobotka, Chad, 2018-20  
 Soler, Jorge, 2021  
 Solomon, Eddie, 1977-79  
 Soriano, Rafael, 2007-09  
 Soroka, Mike, 2018-20  
 Sosa, Elias, 1975-76  
 Sosa, Jorge, 2005-06  
 Speck, Cliff, 1986  
 Spehr, Tim, 1997  
 Speier, Justin, 1999  
 Spikes, Charlie, 1979-80  
 Spooneybarger, Tim, 2001-02  
 Springer, Russ, 1998-99  
 St. Claire, Randy, 1991-92  
 Staehle, Marvin, 1971  
 Stanton, Mike, 1989-95  
 Stephens, Jackson, 2022  
 Stevens, Dave, 2000  
 Stewart, Chris, 2018  
 Stockman, Phil, 2006, 2008  
 Stone, George, 1967-72  
 Strider, Spencer, 2021-22  
 Stubbs, Drew, 2016  
 Stull, Everett, 1999  
 Stults, Eric, 2015  
 Surhoff, B.J., 2000-02  
 Sutter, Bruce, 1985-88  
 Suzuki, Kurt, 2017-18  
 Swann, Pedro, 2000  
 Swanson, Dansby, 2016-22  
 Swarzak, Anthony, 2019  
 Swisher, Nick, 2015

## T (31)

Tarasco, Tony, 1993-94  
 Tarnok, Freddy, 2022  
 Tavaraz, Julian, 2008  
 Teheran, Julio, 2011-19  
 Teixeira, Mark, 2007-08  
 Tepedino, Frank, 1973-75  
 Terdostavich, Joey, 2013-15  
 Theiss, Duane, 1977-78  
 Thobe, Tom, 1995-96  
 Thomas, Andres, 1985-90  
 Thomas, Charles, 2004  
 Thomas, Ian, 2015  
 Thomas, Lee, 1966  
 Thomson, John, 2004-06  
 Thompson, Mike, 1974-75  
 Thompson, Milt, 1984-85  
 Thorman, Scott, 2006-07  
 Thornburg, Tyler, 2022

Tice, Ty, 2021  
 Tillman, Bob, 1968-70  
 Tomlin, Josh, 2019-21  
 Torre, Joe, 1966-68  
 Torrealba, Pablo, 1975-76  
 Torrealba, Steve, 2001-02  
 Toussaint, Touki, 2018-21  
 Treadway, Jeff, 1989-92  
 Trevino, Alex, 1984  
 Tromp, Chadwick, 2022  
 Tucker, Michael, 1997-98  
 Tucker, Preston, 2018  
 Tuiasosopo, Matt, 2016

## U (8)

Uecker, Bob, 1967  
 Uggla, Dan, 2011-13  
 Umbach, Arnie, 1966  
 Unroe, Tim, 2000  
 Upshaw, Cecil, 1966-73  
 Upton, B.J., 2013-14  
 Upton, Justin, 2013-14  
 Uribe, Juan, 2015

## V (19)

Valdes, Marc, 2001  
 Valdespino, Sandy, 1968  
 Valdez, Sergio, 1989-90  
 Varney, Pete, 1976  
 Varvaro, Anthony, 2011-14  
 Vasquez, Jorge, 2005  
 Vazquez, Javier, 2009  
 Vatcher, Jim, 1990  
 Vaughan, Charlie, 1966, 69  
 Veal, Donnie, 2015  
 Velazquez, Freddie, 1973  
 Venters, Jonny, 2010-12, 18-19  
 Veras, Quilvio, 2000-01  
 Versailles, Zoilo, 1971  
 Villarreal, Oscar, 2006-07  
 Villegas, Ismael, 2000  
 Virgil, Ozzie, 1986-88  
 Vizcaino, Arodys, 2011, 2015-19  
 Vogt, Stephen, 2012

## W (45)

Wade, Terrell, 1995-97  
 Wagner, Billy, 2010  
 Walden, Jordan, 2013-14  
 Walk, Bob, 1981-83  
 Walker, Jeremy, 2019  
 Walton, Jerome, 1996  
 Ward, Daryle, 2006  
 Ward, Duane, 1986  
 Washington, Claudell, 1981-86  
 Watson, Bob, 1982-84  
 Webb, Jacob, 2019-21  
 Weber, Ryan, 2015-16  
 Weigel, Patrick, 2020  
 Weiss, Walt, 1998-2000  
 Wengert, Don, 2000  
 Wessinger, Jim, 1979  
 Wetherby, Jeff, 1989  
 Whalen, Rob, 2016  
 Whisenton, Larry, 1977-79, 81-82  
 Whitt, Ernie, 1990  
 Wickman, Bob, 2006-07  
 Wilhelm, Hoyt, 1969-71  
 Willard, Jerry, 1991-92  
 Williams, Earl, 1970-72, 75-76  
 Williams, Gerald, 1998-99  
 Wilson, Bryse, 2018-21  
 Wilson, Craig, 2007  
 Wilson, Jack, 2011  
 Winkler, Dan, 2015-19  
 Wise, Dewayne, 2004  
 Wisler, Matt, 2015-17  
 Whited, Ed, 1989  
 Whiten, Mark, 1996  
 Whiteside, Matt, 2001  
 Winkelsas, Joe, 1999  
 Withrow, Chris, 2016  
 Wohlers, Mark, 1991-99  
 Wood, Alex, 2013-14  
 Woods, William, 2022  
 Woodall, Brad, 1994-96  
 Woodward, Chris, 2007  
 Woodward, Woody, 1966-68  
 Wright, Jaret, 2003-04  
 Wright, Kyle, 2018-22  
 Wynn, Jim, 1976

## Y (7)

Yates, Kirby, 2022  
 Yates, Tyler, 2006-07  
 Ynoa, Huascar, 2019-22  
 Young, Danny, 2022  
 Young, Matt, 2011  
 Young, Jr., Eric, 2015  
 Younginer, Madison, 2016

## Z (2)

Ziem, Steve, 1987  
 Zuvella, Paul, 1982-85

# ATLANTA BRAVES COACHES ROSTER (1966-2022)

Aaron, Tommie, 1979-84  
 Adair, Billy, 1967  
 Appling, Luke, 1981, 84  
 Bartirome, Tony, 1986-88  
 Baylor, Don, 1999  
 Beauchamp, Jim, 1991-98  
 Benson, Vern, 1976-77  
 Boyer, Cloyd, 1978-81  
 Burdette, Lew, 1972-73  
 Burgess, Tom, 1978  
 Busby, Jim, 1968-75  
 Cadahia, Chino, 2007-10  
 Cannizzaro, Chris, 1976-78  
 Castro, José, 2015-22  
 Corrales, Pat, 1990-2006  
 Dal Canton, Bruce, 1987-90  
 Dews, Bobby, 1979-81, '85, '97-'06  
 Dorish, Harry, 1968-71  
**Fasano, Sal, 2018-22**  
 Fletcher, Scott, 2012-14  
**French, Drew, 2021-22**  
 Gibson, Bob, 1982-84  
 Gonzalez, Fredi, 2003-06  
 Goodman, Billy, 1968-70  
 Grammas, Alex, 1979

Haas, Eddie, 1974-77, 84  
 Hale, DeMarlo, 2020  
 Hartsfield, Roy, 1973  
 Hernández, Chuck, 2017-18  
 Hitchcock, Billy, 1966-67  
 Hubbard, Glenn, 1999-2010  
 Jackson, Sonny, 1982-83  
**Jones, Chipper, 2021**  
 Jones, Clarence, 1985, 89-98  
 Kennedy, Bob, 1967  
**Kranitz, Rick, 2019-22**  
**Magallanes, Bobby, 2021-22**  
 Majtyka, Roy, 1988-90  
 Mathews, Eddie, 1971-72  
 Maxvill, Dal, 1982-84  
 Mazzone, Leo, 1985, 1990-2005  
 McDowell, Roger, 2006-16  
 Monchak, Al, 1986-88  
 Morales, Rich, 1987  
 Nixon, Russ, 1986-87  
 Paige, Satchel, 1968  
 Parrish, Larry, 2011  
 Pendleton, Terry, 2002-17  
 Pérez, Eddie, 2007-17  
 Pignatano, Joe, 1982-84

Porter, Bo, 2015-16  
**Reed, Marty, 2016-20**  
 Resinger, Grover, 1966  
 Rettenmund, Merv, 2000-2001  
 Ryan, Connie, 1971, 73-74  
 Sain, Johnny, 1977, 85-86  
**Seitzer, Kevin, 2015-22**  
 Silvestri, Ken, 1966-75  
 Skinner, Bob, 1986-88  
 Snitker, Brian, 1985, 88-90, 2007-13  
 Stargell, Willie, 1986-88  
 Starrette, Herm, 1974-76  
 Sullivan, John, 1980-81  
 Tosca, Carlos, 2011-16  
 Walker, Greg, 2012-14  
 Walker, Rube, 1982-84  
 Ward, Pete, 1978  
**Washington, Ron, 2017-22**  
**Weiss, Walt, 2018-22**  
 White, Jo Jo, 1966  
 Williams, Jimmy, 1990-1996  
 Wine, Bobby, 1985, 88-90  
 Wyatt, Whitlow, 1966-67  
 Yost, Ned, 1991-2002  
**Young Sr., Eric, 2018-22**

# BOSTON/MILWAUKEE BRAVES ROSTER (1900-65)

Following is a list of players who appeared in at least one official Boston Braves/Milwaukee Braves game from 1900 to 1965.

## A

Aaron, Hank, 1954-65  
 Aaron, Tommie, 1962-65  
 Abbaticchio, Ed, 1903-05, 1910  
 Adcock, Joe, 1953-62  
 Addis, Bob, 1950-51  
 Aderholt, Morrie, 1945  
 Akers, Bill, 1932  
 Allen, Frank, 1916-17  
 Alomar, Sandy, 1964-65  
 Alou, Felipe, 1964-65  
 Anderson, William, 1925  
 Andrews, Nathan, 1943-45  
 Andrews, Stanley, 1939-40  
 Antonelli, John, 1948-50, 53, 61  
 Asmussen, Tom, 1907  
 Aspromonte, Ken, 1962  
 Atwell, Toby, 1956  
 Aubrey, Harry, 1903  
 Autry, Chick, 1909  
 Averill, Earl, 1941  
 Avila, Bobby, 1959

## B

Babich, John, 1936  
 Bagwell, William, 1923  
 Bailey, Gene, 1919-20  
 Bailey, Fred, 1916-18  
 Bailey, Edgar, 1964  
 Bailey, Harvey, 1900  
 Balas, Mike, 1938  
 Ball, James, 1907-08  
 Bancroft, David, 1924-27  
 Barbare, Walter, 1921-22  
 Barberich, Frank, 1907  
 Barkley, George, 1904-05  
 Barkley, Red, 1939  
 Barnes, Jesse, 1915-17, 23-25  
 Barnes, Virgil, 1928  
 Barnicle, George, 1939-41  
 Barrett, Red, 1943-45, 47-49  
 Barrett, Frank, 1946  
 Barrett, John, 1946  
 Barrett, Dick, 1934  
 Barron, Red, 1929  
 Barry, Shad, 1900-01  
 Bass, Doc, 1918  
 Batchelder, Joe, 1923-25  
 Bates, John, 1906-09  
 Beauchamp, James, 1965  
 Beaumont, Ginger, 1907-09  
 Beazley, John, 1947-49  
 Beck, Fred, 1909-10  
 Becker, Beals, 1908-09  
 Bedell, Howard, 1962  
 Bell, Gus, 1962-64  
 Bell, Lester, 1928-29  
 Bengel, Ray, 1936  
 Benton, Lawrence, 1923-27, 35  
 Berger, Wally, 1930-37  
 Berres, Roy, 1940-41

Betts, Huck, 1932-35  
 Bickford, Vernon, 1948-53  
 Blackaby, Ethan, 1962, 64  
 Blackburne, Russell, 1919  
 Blackburn, Earl, 1915-16  
 Blanchard, John, 1965  
 Blanche, Al, 1935-36  
 Blasingame, Wade, 1963-65  
 Boeckel, Tony, 1919-23  
 Boggs, Ray, 1928  
 Bolling, Frank, 1961-65  
 Bonner, Frank, 1903  
 Bool, Albert, 1931  
 Boone, Ray, 1959-60  
 Boulets, Jake, 1907-09  
 Bowerman, Frank, 1908-09  
 Boyd, Robert, 1961  
 Boyle, Buzz, 1929-30  
 Brady, James, 1912  
 Brady, Robert, 1946-47  
 Brady, King, 1912  
 Brain, David, 1906-07  
 Brandt, Ed, 1928-35  
 Braun, John, 1964  
 Braxton, Garland, 1921-22  
 Bray, Buster, 1941  
 Bridwell, Albert, 1906-07, 11-12  
 Broskie, Sigg, 1940  
 Brown, Buster, 1909-13  
 Brown, Drummond, 1913  
 Brown, Edward, 1926-28  
 Brown, Fred, 1901-02  
 Brown, Robert, 1930-36  
 Brown, Samuel, 1906-07  
 Browne, George, 1908  
 Brubaker, Wilbur, 1943  
 Brunet, George, 1960-61  
 Brush, Robert, 1907  
 Bruton, William, 1953-60  
 Bues, Arthur, 1913  
 Buhl, Robert, 1953-62  
 Burdette, Lew, 1951-63  
 Burke, Frank, 1907  
 Burke, William, 1910-11  
 Burns, Joe, 1943  
 Burris, Paul, 1948, 50, 52-53  
 Burrus, Dick, 1925-28  
 Bush, Guy, 1936-37  
 Butler, Arthur, 1911  
 Butler, Cecil, 1962, 64

## C

Calderone, Samuel, 1954  
 Calhoun, William, 1913  
 Callahan, Joe, 1939-40  
 Camelli, Hank, 1947  
 Cameron, John, 1906  
 Campbell, Vin, 1912  
 Canavan, Hugh, 1918  
 Cannell, Rip, 1904-05  
 Cantwell, Ben, 1928-36  
 Capri, Pat, 1944  
 Cardoni, Ben, 1943-45

Carnett, Edwin, 1941  
 Carney, Pat, 1901-04  
 Carroll, Clay, 1964-65  
 Carroll, Dixie, 1919  
 Carty, Rico, 1963-65  
 Cather, Teddy, 1914-15  
 Causey, Red, 1919  
 Chadbourne, Chester, 1918  
 Chambers, Rome, 1900  
 Chaplin, Tiny, 1936  
 Chappell, Larry, 1916-17  
 Chappelle, William, 1908-09  
 Chatham, Buster, 1930-31  
 Cheney, Laurance, 1919  
 Chipman, Rob, 1950-52  
 Chrisley, Neil, 1961  
 Christenbury, Lloyd, 1919-22  
 Cimoli, Gino, 1961  
 Clark, Earl, 1927-33  
 Clarke, Joshua, 1911  
 Clarke, Boileyard, 1900  
 Clarkson, Buzz, 1952  
 Clarkson, William, 1928-29  
 Clemens, Clem, 1939, 44  
 Clements, John, 1900  
 Cline, Ty, 1963-65  
 Cloninger, Tony, 1961-65  
 Clymer, Otis, 1913  
 Cocreham, Gene, 1913-15  
 Coffey, Jack, 1909  
 Coffman, Dick, 1940  
 Cole, David, 1950-53  
 Cole, Dick, 1957  
 Collins, Cyril, 1913-14  
 Collins, Zip, 1915-17  
 Collins, James, 1900  
 Collins, William, 1910-11  
 Compton, Pete, 1915-16  
 Conatser, Clinton, 1948-49  
 Contey, Gene, 1952, 54-58  
 Conlon, Arthur, 1923  
 Connaughton, Frank, 1906  
 Connolly, Joe, 1913-16  
 Connor, Joe, 1900  
 Constable, James, 1962  
 Conway, Rip, 1918  
 Cooley, Duff, 1901-04  
 Cooney, James, 1928  
 Cooney, John, 1921-30, 38-42  
 Cooney, William, 1909-10  
 Cooper, Morton, 1945-47  
 Cooper, Walker, 1950-53  
 Coscarat, Joe, 1935-36  
 Cottier, Charles, 1959-60  
 Cottrell, Ensign, 1914  
 Courtney, Ernie, 1902  
 Cousineau, Dee, 1923-25  
 Covington, Sam, 1917-18  
 Covington, Wes, 1956-61  
 Cowan, Billy, 1965  
 Cozart, Charles, 1945  
 Crandall, Delmar, 1949-63  
 Crandall, Doc, 1918  
 Creedon, Connie, 1943



Crolius, Fred, 1901  
 Crone, Ray, 1954-57  
 Cronin, William, 1928-31  
 Crowe, George, 1952-55  
 Cruise, Walton, 1919-24  
 Crum, Calvin, 1917-18  
 Crutcher, Rich, 1914-15  
 Cuccinello, Anthony, 1936-40, 42-43  
 Culler, Richard, 1944-47  
 Cummings, Jack, 1929  
 Cunningham, Bruce, 1929-32  
 Cunningham, William, 1924  
 Cuppy, George, 1900  
 Curran, Sam, 1902  
 Curtis, Clifton, 1909-11  
 Curtis, Jack, 1962  
 Cusick, Jack, 1952

## D

Dagenhard, John, 1943  
 Dahlen, William, 1908-09  
 Dam, Bill, 1909  
 Daniels, Jack, 1952  
 Dark, Alvin, 1946, 48-49, 60  
 Davis, George, 1913-15  
 Deal, Charles, 1913-14  
 Delahanty, James, 1904-05  
 De La Hoz, Miguel, 1964-65  
 Delaney, Arthur, 1928-29  
 Demaree, Al, 1919  
 Demaree, Frank, 1941-42  
 De Merit, John, 1957-59, 61  
 De Montreville, Gene, 1901-02  
 Dessau, Rube, 1907  
 Detwiller, Ducky, 1942, 46  
 Devlin, Arthur, 1912-13  
 De Vogt, Rex, 1913  
 Devore, Joshua, 1914  
 Dexter, Charles, 1902-03  
 Dickson, Walter, 1912-13  
 Diehl, Ernest, 1906, 09  
 Diehl, George, 1942-43  
 Dillard, Don, 1963, 65  
 DiMaggio, Vince, 1937-38  
 Dinneen, William, 1900-01  
 Dittmer, Jack, 1952-56  
 Dolan, Cozy, 1905-06  
 Doll, Arthur, 1936, 38  
 Donlin, Mike, 1911  
 Donnelly, Ed, 1911-12  
 Donnelly, Bltix, 1951  
 Donovan, Dick, 1950-52  
 Donovan, Bill, 1942-43  
 Dorner, Gus, 1906-09  
 Drabowsky, Moe, 1961  
 Dressen, William, 1931  
 Dresser, Robert, 1902  
 Drews, Frank, 1944-45  
 Dudra, John, 1941  
 Duffy, Hugh, 1900  
 Dugey, Oscar, 1913-14, 20  
 Dunlap, William, 1929-30

## E

Earley, Tom, 1938-42, 45  
 Eason, Malcolm, 1902  
 Eays, Edwin, 1920-21

Eckhardt, Ox, 1932  
 Edelman, John, 1955  
 Edwards, Foster, 1925-28  
 Egan, Dick, 1915-16  
 Eilers, David, 1964-65  
 Elliott, Bob, 1947-51  
 Elliott, Rowdy, 1910  
 Elliott, Glenn, 1947-49  
 Elliott, Jumbo, 1934  
 Emmerich, Robert, 1923  
 English, Gilbert, 1937-38  
 Errickson, Dick, 1938-42  
 Estock, George, 1951  
 Etchison, Buck, 1943-44  
 Evans, Chick, 1909-10  
 Evers, John, 1914-17, 29

## F

Fallenstein, Ed, 1933  
 Farrell, Doc, 1927-29  
 Farrell, Kerby, 1943  
 Felix, Gus, 1923-25  
 Ferguson, George, 1908-11  
 Fernandez, Nanny, 1942-47  
 Ferrell, Wesley, 1941  
 Fette, Louis, 1937-40, 45  
 Fillingim, Dana, 1918-23  
 Fischer, Hank, 1962-65  
 Fisher, Thomas, 1904  
 Fitzberger, Charles, 1928  
 Fitzpatrick, Ed, 1915-17  
 Flaherty, Pat, 1907-08, 11  
 Fletcher, Elbie, 1934-39, 49  
 Ford, Gene, 1936  
 Ford, Hod, 1919-23, 32-33  
 Fournier, Jacques, 1927  
 Fox, Terrence, 1960  
 Frankhouse, F.M., 1930-35, 39  
 Fraser, Chick, 1905  
 Frasier, Victor, 1937  
 Freigau, Howard, 1928  
 Freeman, John, 1900  
 Frock, Sam, 1907, 10-11  
 Funk, Franklin, 1963

## G

Gabler, Frank, 1937-38  
 Gabrielson, L.G., 1960, 63-64  
 Gallagher, Gil, 1922  
 Gammons, Daff, 1901  
 Garms, Debs, 1937-39  
 Gautreau, Doc, 1925-28  
 Gearin, Dinty, 1924  
 Geier, Phil, 1904  
 Genewich, Joe, 1922-28  
 Gentile, Sam, 1943  
 George, Lefty, 1918  
 Geraghty, Ben, 1943-44  
 Gervais, Lefty, 1913  
 Getz, Gustave, 1909-10  
 Gibson, Frank, 1921-27  
 Giggie, Robert, 1959-60  
 Gilbert, Lawrence, 1914-15  
 Gillenwater, Carden, 1945-46  
 Gladu, Roland, 1944  
 Glossop, Alban, 1940  
 Goldsmith, Hal, 1926-28  
 Gonder, Jesse, 1965

Gonzalez, Mike, 1912  
 Good, Eugene, 1906  
 Good, Ralph, 1910  
 Good, Wilbur, 1910-11  
 Gordon, Sidney, 1950-53  
 Gorin, Charles, 1954-55  
 Gowdy, Hank, 1911-23, 29-30  
 Graham, Peaches, 1908-11  
 Graham, Kyle, 1924-26  
 Graves, Sid, 1927  
 Greenfield, Kent, 1927-29  
 Gremminger, Ed, 1902-03  
 Grempp, Buddy, 1940-42  
 Griffin, Hank, 1911-12  
 Griffith, Thomas, 1913-14  
 Grimes, Burleigh, 1930  
 Grosart, George, 1901  
 Gyselman, Rich, 1933-34

## H

Haid, Hal, 1931  
 Haas, Eddie, 1958, 60  
 Haefner, Mickey, 1950  
 Hale, Dad, 1902  
 Hall, Robert, 1949-50  
 Hanebrink, Harry, 1953, 57-58  
 Hannifin, John, 1908  
 Hargrave, Pinky, 1932-33  
 Harley, Dick, 1905  
 Harris, David, 1925, 28  
 Hartman, Robert, 1959  
 Hartsfield, Roy, 1950-52  
 Haslin, Mickey, 1936  
 Hassett, Buddy, 1939-41  
 Hazle, Robert, 1957-58  
 Hearn, Bunn, 1918, 20  
 Hearn, Bunny, 1926-29  
 Heath, Jeff, 1948-49  
 Heltzel, Heinie, 1943  
 Hendley, Bob, 1961-63  
 Hendrickson, Donald, 1945-46  
 Henry, John, 1918  
 Henry, Snake, 1922-23  
 Herman, William, 1946  
 Hermann, Albert, 1923-24  
 Hersh, Earl, 1956  
 Hershey, Frank, 1905  
 Herzog, Buck, 1910-11, 18-19  
 Hess, Otto, 1912-15  
 Heving, Joe, 1945  
 Hickey, James, 1942, 44  
 High, Andrew, 1925-27  
 Hill, John, 1939  
 Hinton, John, 1901  
 Hitchcock, Jim, 1938  
 Hodgkin, Elmer, 1939  
 Hoeft, William, 1964  
 Hofferth, Stewart, 1944-46  
 Hoffman, Izzy, 1907  
 Hogan, Shanty, 1925-27, 33-35  
 Hogg, Brad, 1911-12  
 Hogue, Robert, 1948-51  
 Holke, Walter, 1919-22  
 Holland, Dutch, 1932-33  
 Hollingsworth, Bonnie, 1928  
 Holmes, Tom, 1942-51  
 Hood, Abie, 1925  
 Hoop, John, 1946-47

Hoover, Dick, 1952  
 Hornsby, Rogers, 1928  
 Houser, Ben, 1911-12  
 Howard, Del, 1906-07  
 Huber, Otto, 1939  
 Hughes, Tom, 1914-18  
 Hulihan, Harry, 1922  
 Hunnefield, William, 1931  
 Huston, Warren, 1944  
 Hutchings, John, 1941-42,  
 44-46  
 Hutchinson, Ira, 1937-38,  
 44-45\

**I**  
 Ingerton, Scotty, 1911

**J**  
 Jacklitsch, Fred, 1917  
 Jackson, George, 1911-13  
 James, Bernie, 1929-30  
 James, William, 1913-15, 19  
 Javery, Alva, 1940-46  
 Jay, Joe, 1953-60  
 Jeffcoat, George, 1943  
 Jester, Virgil, 1952-53  
 Jethroe, Sam, 1950-52  
 Johnson, Arthur, 1940-42  
 Johnson, Ernie, 1950-58  
 Johnson, Ken, 1965  
 Johnson, Louis, 1962  
 Johnson, Roy, 1937-38  
 Johnson, Silas, 1946-47  
 Johnston, James, 1926  
 Jolly, David, 1953-57  
 Jones, John, 1920  
 Jones, Ken, 1930  
 Jones, Mack, 1961-65  
 Jones, Percy, 1929  
 Jones, Sheldon, 1952  
 Jones, Nippy, 1957  
 Jones, William, 1911-12  
 Jordan, Buck, 1932-37  
 Joost, Eddie, 1943, 45

**K**  
 Kahle, Robert, 1938  
 Kahn, Owen, 1930  
 Kaiser, Albert, 1911-12  
 Kamp, Ike, 1924-25  
 Kane, Tom, 1938  
 Karl, Andy, 1947  
 Keating, Ray, 1919  
 Kelleher, John, 1924  
 Kelley, Joseph, 1908  
 Kelley, Dick, 1964-65  
 Kelly, James, 1918  
 Kelly, Joe, 1917-19  
 Kenney, Arthur, 1938  
 Kerr, Buddy, 1950-51  
 Kibbie, Hod, 1925  
 King, Lee, 1919  
 Kirke, Jay, 1911-13  
 Kittredge, Malachi, 1901-03  
 Klaus, William, 1952-53  
 Klimchock, Louis, 1962-65  
 Kling, John, 1911-12

Klobedanz, Frederick, 1902  
 Klopp, Stan, 1944  
 Kluttz, Clyde, 1942-45  
 Knetzer, Elmer, 1916  
 Knight, Jack, 1927  
 Knothe, Fritz, 1932-33  
 Knotts, Joe, 1907  
 Kolb, Gary, 1964-65  
 Konetchy, Ed, 1916-18  
 Konstanty, Jim, 1946  
 Kopf, William, 1922-23  
 Koppe, Joe, 1958  
 Koslo, Dave, 1954-55  
 Kowalik, Fabian, 1936  
 Kraft, Clarence, 1914  
 Kroh, Rube, 1912  
 Krsnich, Mike, 1960, 62  
 Kruger, Art, 1910  
 Kuczek, Steve, 1949

**L**  
 Lake, Fred, 1910  
 Lakeman, Albert, 1949  
 La Manna, Frank, 1940-42  
 Lane, Hunter, 1924  
 Lanfranconi, Walt, 1947  
 Lanning, John, 1936-39, 47  
 Lansing, Eugene, 1922  
 Larker, Norman, 1963  
 Larsen, Swede, 1936  
 Lary, Frank, 1964  
 Lau, Charles, 1960-61  
 Lauterborn, William, 1904-05  
 Lawson, Robert, 1901  
 Leach, Fred, 1932  
 Lee, Harold, 1933-36  
 Lee, William, 1945-46  
 Lefler, Wade, 1924  
 Leggett, Louis, 1929  
 Lemaster, Denny, 1962-65  
 Leverett, Dixie, 1929  
 Lewis, Edward, 1900  
 Lewis, William, 1935-36  
 Liddle, Don, 1953  
 Liese, Fred, 1910  
 Lindaman, Vive, 1960-09  
 Lindemann, Ernest, 1907  
 Linden, Walter, 1950  
 Lindquist, Carl, 1943-44  
 Litwhiler, Danny, 1946-48  
 Littlefield, Dick, 1958  
 Livingston, Tom, 1949  
 Loane, Bob, 1940  
 Logan, John, 1951-61  
 Logan, Bob, 1945  
 Lombardi, Ernie, 1942  
 Long, Red, 1902  
 Lopata, Stan, 1959-60  
 Lopez, Al, 1936-40  
 Lord, Bris, 1913  
 Low, Fletcher, 1915  
 Lucas, Charles, 1924-25  
 Luque, Dolf, 1914-15  
 Lush, Billy, 1901-02  
 Lyons, Al, 1948

**M**  
 MacFayden, Dick, 1935-39, 43  
 Mack, Joe, 1945  
 MacKenzie, Ken, 1960-61  
 Macon, Max, 1944-47  
 Madden, Tom, 1906  
 MacPherson, Harry, 1944  
 Magee, Sherry, 1915-17  
 Maggert, Harl, 1938  
 Maguire, Fred, 1929-31  
 Majeski, Hank, 1939-41  
 Malarkey, John, 1902-03  
 Malkmus, Bobby, 1957  
 Mallon, Les, 1934-35  
 Maloney, Charlie, 1908  
 Mangum, Leo, 1932-35  
 Mann, L., 1913-14, 19-20, 24-27  
 Manno, Don, 1940-41  
 Mantilla, Felix, 1956-61  
 Manville, Dick, 1950  
 Maranville, Rabbit, 1912-20, 29-35  
 Marquard, Rube, 1922-25  
 Marquez, Luis, 1951  
 Marriott, Bill, 1925  
 Marshall, Willard, 1950-52  
 Marshall, Doc, 1904  
 Martel, Marty, 1910  
 Martin, Jack, 1914  
 Martin, Bill, 1914  
 Martin, Ray, 1943, 47-48  
 Masi, Phil, 1939-49  
 Massey, Roy, 1918  
 Massey, Mike, 1917  
 Mathes, Joe, 1916  
 Mathews, Ed, 1952-65  
 Mattern, Al, 1908-12  
 Matthews, Joe, 1922  
 Mauch, Gene, 1950-51  
 Maye, Lee, 1959-65  
 Mayo, Ed, 1937-38  
 McAfee, Bill, 1931  
 McAuliffe, Gene, 1904  
 McCarthy, John, 1943, 46  
 McCarthy, Tom, 1908-09  
 McCarthy, Bill, 1906  
 McCarthy, William J., 1905  
 McCleskey, Jeff, 1913  
 McCloskey, Jim, 1936  
 McCormick, Frank, 1947-48  
 McCormick, Mike, 1946-48  
 McCreery, Tom, 1903  
 McDonald, Tex, 1913  
 McDonald, Ed, 1911-12  
 McElyea, Frank, 1942  
 McGann, Dan, 1908  
 McGee, Dan, 1934  
 McGowan, Frank, 1937  
 McInnis, Stuffy, 1923-24  
 McKechnie, William, 1913  
 McLeod, Ralph, 1938  
 McMahan, Don, 1957-62  
 McManus, Marty, 1934  
 McMillian, Roy, 1961-64  
 McNamara, Dinny, 1927-28  
 McNamara, Tim, 1922-25  
 McNichol, Ed, 1904  
 McQuillan, Hugh, 1918-22, 27  
 McTigue, Bill, 1911-13

Medwick, Joe, 1945  
 Menke, Denis, 1962-65  
 Metkovich, Catfish, 1954  
 Meyers, Chief, 1917  
 Miller, Ed, 1939-42  
 Miller, Frank, 1922-23  
 Miller, Doc, 1910-12  
 Miller, Tom, 1918-19  
 Mills, Art, 1927-28  
 Mitchell, Fred, 1913  
 Mogridge, George, 1926-27  
 Montgomery, Al, 1941

Moore, Gene, 1936-38, 40-41  
 Moore, Eddie, 1926-28  
 Moore, Randy, 1930-35  
 Moran, Al, 1938-39  
 Moran, Herbie, 1908-10, 14-15  
 Moran, Pat, 1901-05  
 More, Forrest, 1909  
 Morehead, Seth, 1961  
 Morgan, Cyril, 1921-22  
 Morgan, Joe, 1959  
 Moriarity, Ed, 1935-36  
 Moroney, Jim, 1906  
 Morrison, Guy, 1927-28  
 Morton, Bubba, 1963  
 Moss, Ray, 1931  
 Mowry, Joe, 1933-35  
 Mueller, Heinie, 1928-29  
 Mueller, Ray, 1935-38, 51  
 Muich, Joe, 1924  
 Mulligan, Dick, 1946-47  
 Murff, Red, 1956-57  
 Murphy, Dave, 1905  
 Murphy, Frank, 1901  
 Murphy, Buzz, 1918  
 Murray, James, 1914  
 Murray, Jim, 1936  
 Murtaugh, Dan, 1947  
 Myers, Hap, 1913

## N

Needham, Tom, 1904-07  
 Nehf, Art, 1915-19  
 Neill, Tom, 1946-47  
 Neis, Bernie, 1925-26  
 Nelson, Tom, 1945  
 Neun, John, 1930-31  
 Nichols, Kid, 1900-01  
 Nichols, Chet, 1951, 54-56  
 Nicholson, Fred, 1921-22  
 Niekro, Phil, 1964-65  
 Nieman, Butch, 1943-45  
 Niggeling, John, 1938, 46  
 Nixon, Al, 1921-23  
 North, Lou, 1924  
 Northrop, Jake, 1918-19  
 Nottebart, Don, 1960-62  
 Noyes, Wynn, 1913  
 Nutter, Dizzy, 1919

## O

O'Brien, John, 1959  
 O'Connell, Dan, 1954-57  
 O'Dea, Ken, 1946  
 O'Dell, Billy, 1965  
 Odum, Dave, 1943  
 Oeschger, Joe, 1919-23

Ogrodowski, Joe, 1925  
 O'Hara, Kid, 1904  
 Oliver, Gene, 1963-65  
 Olivo, Chichi, 1961, 64-65  
 Olmo, Luis, 1950-51  
 O'Neil, Mickey, 1919-25  
 O'Neill, Jack, 1906  
 Orndorff, Jesse, 1907  
 O'Rourke, Frank, 1912  
 Osborne, Wayne, 1936  
 Osinski, Dan, 1965  
 Outlaw, Jimmy, 1939

## P

Padgett, Don, 1946  
 Padgett, Ernie, 1923-25  
 Pafko, Andy, 1953-59  
 Paine, Phil, 1951, 54-57  
 Palmero, Emilio, 1928  
 Parson, Jiggs, 1910-11  
 Patton, Gene, 1944  
 Peery, Red, 1929  
 Pendleton, Jim, 1953-56  
 Perdue, Hub, 1911-14  
 Peploski, Henry, 1929  
 Pfeffer, Jeff, 1906-08, 11  
 Phillips, Damon, 1944, 46  
 Phillips, Ed, 1924  
 Phillips, Taylor, 1956-57  
 Piatt, Wiley, 1903  
 Piche, Ron, 1960-63  
 Pick, Charlie, 1919-20  
 Pickrel, Clarence, 1934  
 Piechota, Al, 1940-41  
 Pierotti, Al, 1920-21  
 Pilney, Anoy, 1936  
 Pisoni, Jim, 1959  
 Pittinger, Toggie, 1900-04  
 Pizarro, Juan, 1957-60  
 Poland, Hugh, 1943-44, 46  
 Posedel, Bill, 1939-41, 46  
 Potter, Nels, 1948-49  
 Powell, Ray, 1917-24  
 Preibisch, Mel, 1940-41  
 Prendergast, Jim, 1948  
 Pruet, Hub, 1932  
 Pyle, Ewald, 1945

## Q

Queen, Bill, 1954  
 Quinn, Jack, 1913

## R

Ragan, Pat, 1915-19  
 Ramsey, Bill, 1945  
 Randall, Newt, 1907  
 Ranew, Merritt, 1964  
 Rariden, Bill, 1909-13  
 Rawlings, John, 1917-20  
 Raymer, Fred, 1904-05  
 Raymond, Claude, 1961-63  
 Reed, Bill, 1952  
 Rehg, Wally, 1917-18  
 Reid, Earl, 1946  
 Reis, Robert, 1936-38  
 Reis, Tom, 1938  
 Reiser, Pete, 1949-50

Reulbach, Ed, 1916-17  
 Rhem, Flint, 1934-35  
 Rhief, Billy, 1930  
 Rice, Del, 1955-59  
 Rich, Woody, 1944  
 Richbourg, Lance, 1927-31  
 Richie, Lew, 1909-10  
 Rickert, Joe, 1901  
 Rickert, Marv, 1948-49  
 Rico, Art, 1916-17  
 Riconda, Harry, 1926  
 Riddle, John, 1937-38  
 Riggert, Joe, 1919  
 Riley, Jim, 1910  
 Ritchey, Claude, 1907-09  
 Roach, Mel, 1953-54, 57-61  
 Roberge, Skip, 1941-42, 46  
 Robertson, Charlie, 1927-28  
 Robertson, Gene, 1929-30  
 Robinson, Humberto, 1955-58  
 Rollings, Red, 1930  
 Roof, Phil, 1961, 64  
 Roselli, Bob, 1955-56, 58  
 Roser, Steve, 1946  
 Roser, John, 1922  
 Ross, Chet, 1939-44  
 Rowell, Bama, 1939-41, 46-47  
 Roy, Norm, 1950  
 Rudolph, Dick, 1913-20, 22, 27  
 Rush, Bob, 1958-60  
 Russell, Jim, 1948-49  
 Ruth, Babe, 1935  
 Ryan, Connie, 1943-44, 46-50  
 Ryan, Rasy, 1925-26

## S

Sadowski, Bob, 1963-65  
 Sain, John, 1942, 46-51  
 St. Claire, Ebba, 1951-53  
 Salkeld, Bill, 1948-49  
 Samuel, Amado, 1962-63  
 Sanders, Raymond, 1946, 1948-58  
 Sandlock, Mike, 1942, 44  
 Salvo, Manny, 1940-43  
 Sauer, Ed, 1949  
 Sawatski, Carl, 1957-58  
 Scalzi, John, 1931  
 Scarsella, Les, 1940  
 Schacht, Sid, 1951  
 Schacker, Hal, 1945  
 Schmidt, Butch, 1913-15  
 Schneider, Dan, 1963-64  
 Schoendienst, Red, 1957-60  
 Schreiber, Hank, 1917  
 Schulmerich, Wes, 1913-33  
 Schulte, Jack, 1906  
 Schulte, John, 1932  
 Schultz, Joe, 1912-13  
 Schuster, William, 1939  
 Schwind, Arthur, 1912  
 Scott, Jack, 1917-21  
 Seibold, Socks, 1929-33  
 Sellers, Rube, 1910  
 Seymour, Cy, 1913  
 Shannon, Joe, 1915  
 Shannon, Red, 1915  
 Sharpe, Bud, 1905, 10  
 Shaw, Alfred, 1909

Shaw, Robert, 1962-63  
 Shay, Marty, 1924  
 Shean, Dave, 1909-10, 12  
 Shearer, Ray, 1957  
 Sheely, Earl, 1931  
 Shemo, Stan, 1944-45  
 Sherdel, William, 1930-32  
 Shires, Art, 1932  
 Shoffner, Milt, 1937-39  
 Shoun, Clyde, 1947-49  
 Shupe, Vincent, 1945  
 Siemer, Oscar, 1925-26  
 Simmons, Alousius, 1939  
 Siner, Hosea, 1909  
 Singleton, Elmer, 1945-46  
 Sisler, George, 1928-30  
 Sisti, Sibby, 1939-42, 46-54  
 Slagle, James, 1901  
 Slaughter, Enos, 1959  
 Sleater, Louis, 1956  
 Smalley, Roy, 1954  
 Smith, Earl, 1923-24  
 Smith, Elmer, 1901  
 Smith, Fred, 1913  
 Smith Harry, 1908-10  
 Smith, Jack, 1964  
 Smith, Jack, 1926-29  
 Smith, Jimmy, 1918  
 Smith, Red, 1914-1919  
 Smith, Robert, 1923-30, 33-37  
 Snodgrass, Fred, 1915-16  
 Southworth, Billy, 1921-23  
 Southworth, William, 1964  
 Spahn, Warren, 1942, 46-64  
 Spangler, Albert, 1959-61  
 Spencer, Chester, 1906  
 Sperber, Edwin, 1924-25  
 Spohrer, Alfred, 1928-35  
 Spratt, Harry, 1911-12  
 Stahl, Chick, 1900  
 Stanky, Ed, 1948-49  
 Stanley, Joe, 1903-04  
 Starr, Charles, 1909  
 Starr, Ray, 1933  
 Steinfeldt, Harry, 1911  
 Stern, Fred, 1908-09  
 Stengel, Casey, 1924-25  
 Stewart, Joe, 1904  
 Stout, Allyn, 1943  
 Strand, Paul, 1913-15  
 Street, Gabby, 1905  
 Strincevich, Nicholas, 1940-41  
 Stripp, Joe, 1938  
 Stroebel, Allie, 1905-06  
 Sturgeon, Robert, 1948  
 Stryker, Dutch, 1924  
 Sullivan, Andrew, 1904  
 Sullivan, John, 1920-21  
 Sullivan, Joe, 1939-41  
 Sullivan, William, 1900  
 Surkont, Max, 1950-53  
 Sutcliffe, Butch, 1938  
 Sweeney, William, 1907-13  
 Swift, William, 1940

**T**  
 Talcott, Roy, 1943  
 Tanner, Chuck, 1955-57

Taylor, Ben, 1955  
 Taylor, Ed, 1926  
 Taylor, Robert, 1957-58, 61-63  
 Taylor, Zack, 1926-29  
 Tenney, Fred, 1900-07, 11  
 Terry, Zebulon, 1918  
 Thevenow, Tom, 1937  
 Thiel, Bert, 1952  
 Thomas, Frank, 1961, 65  
 Thomas, Herbert, 1924-25, 27  
 Thomas, Roy, 1909  
 Thomas, Walter, 1908  
 Thompson, Don, 1949  
 Thompson, Fuller, 1911  
 Thompson, Tommy, 1933-36  
 Thomson, Bobby, 1954-57  
 Thorpe, Bob, 1951-53  
 Thorpe, Jim, 1919  
 Tiefenauer, Bobby, 1963-65  
 Tierney, Cotton, 1924  
 Titus, John, 1912-13  
 Tobin, James, 1940-45  
 Torgeson, Earl, 1947-52  
 Torphy, Red, 1920  
 Torre, Frank, 1956-60  
 Torre, Joe, 1960-65  
 Tost, Louis, 1942-43  
 Touchstone, Clayland, 1928-29  
 Townsend, Ira, 1920-21  
 Townsend, Leo, 1920-21  
 Trageser, Walter, 1913-19  
 Trowbridge, Robert, 1956-59  
 Tuckey, Thomas, 1908-09  
 Turner, James, 1937-39  
 Twombly, George, 1917  
 Tyler, Fred, 1914  
 Tyler, Lefty, 1910-17  
 Tyler, John, 1934-35

**U**  
 Uecker, Bob, 1962-63  
 Ulisney, Mike, 1945  
 Umbach, Arnold, 1964  
 Upham, William, 1918  
 Urban, Luke, 1927-28  
 Urbanski, William, 1931-37

**V**  
 Vargas, Roberto, 1955  
 Vargas, William, 1925-26  
 Veigel, Allan, 1939  
 Veltman, Arthur, 1931  
 Verban, Emil, 1950  
 Vernon, Mickey, 1959  
 Voisle, William, 1947-49  
 Volz, Jake, 1905  
 Voyles, Philip, 1929

**W**  
 Wagner, William, 1918  
 Wall, Murray, 1950  
 Wallace, Lefty, 1942, 45-46  
 Wallen, Norman, 1945  
 Walsh, Edward, 1917  
 Walsh, Joe, 1938  
 Walters, Bucky, 1931-32, 50  
 Waner, Lloyd, 1941

Waner, Paul, 1941-42  
 Warstler, Rabbit, 1936-40  
 Wasem, Link, 1937  
 Watson, Mule, 1920-22  
 Weafer, Hal, 1936  
 Weaver, Orlie, 1911  
 Weeden, Charles, 1911  
 Weir, Roy, 1936-39  
 Welsh, Jimmy, 1925-27, 29-30  
 Wentzel, Stan, 1945  
 Wertz, Johnny, 1926-29  
 West, Max, 1938-42, 46  
 Westerberg, Oscar, 1907  
 Weston, Alfred, 1929  
 Whaling, Bert, 1913-15  
 Whelan, Tom, 1920  
 Whisenant, Pete, 1952  
 Whitcher, Robert, 1945  
 White, Charles, 1954-55  
 White, Ernest, 1946-48  
 White, Kirby, 1909-1910  
 White, Steve, 1912  
 White, Samuel C., 1961  
 White, Samuel L., 1919  
 Whitehouse, Gilbert, 1912  
 Whitney, Pinky, 1933-36  
 Whitted, Possum, 1914  
 Wickland, Albert, 1918  
 Wietelmann, Whitey, 1939-46  
 Wilborn, Claude, 1940  
 Wilhelm, Kaiser, 1904-05  
 Wilhoit, Joe, 1916-17  
 Willey, Carlton, 1958-62  
 Willis, Victor, 1900-05  
 Williams, Ace, 1940, 46  
 Williams, Earl, 1928  
 Williams, Pop, 1903  
 Wilson, Arthur, 1918-20  
 Wilson, Charles, 1931  
 Wilson, Frank, 1924-26  
 Wilson, James, 1951-54  
 Wise, Casey, 1958-59  
 Witherup, Roy, 1906  
 Wolverton, Harry, 1905  
 Womack, Sidney, 1926  
 Woodend, George, 1944  
 Woodward, Woody, 1963-65  
 Workman, Charles, 1943-46  
 Worthington, Red, 1931-34  
 Wright, Albert, 1933  
 Wright, Ab, 1944  
 Wright, Ed, 1945-48

**Y**  
 Yeargin, James, 1922, 24  
 Young, Cy, 1911  
 Young, Harley, 1908  
 Young, Herman, 1911  
 Young, Irving, 1905-08

**Z**  
 Zachary, Tom, 1930-34  
 Zinn, Guy, 1913



## MISCELLANEOUS INFORMATION

# MEDIA INFORMATION

**QUESTIONS:** Please submit all questions regarding credentials, media parking and general media information to Mitch George, [mitch.george@braves.com](mailto:mitch.george@braves.com).

**MEDIA CREDENTIALS:** In accordance with Major League Baseball policy, only requests submitted through <https://credentials.mlb.com> will be considered, and credentials will be issued only to legitimate news-gathering agencies that have applied via the credential website. Requests made in-person, via email, or by phone call will not be considered.

**CREDENTIAL SCANNING:** In accordance with Major League Baseball policy, credentials are required to be scanned upon entrance to ballpark, entering the clubhouses and accessing the field. All credentials are equipped with barcodes, and security personnel will scan credentials at each location.

**MEDIA PARKING:** Parking for the media is yet to be determined for the 2023 season. Please email [mitch.george@braves.com](mailto:mitch.george@braves.com) with requests for parking.

**MEDIA ENTRANCE AND CREDENTIAL PICK-UP:** Credentials may be picked up and media may enter the park at the 3rd Base Gate of Truist Park, located near the corner of Circle 75 Parkway and Windy Ridge Parkway. Both the media entrance and credential pick-up opens four hours prior to first pitch. To obtain admittance to the ballpark, members of the media must show one of the following: a Major League Baseball Working Pass, BBWAA card or an Atlanta Braves season/daily credential.

**PRESS BOX:** The Truist Park press box is located on the Upper Level. Live shots and still photographs are prohibited from the press box.

**CLUBHOUSES:** Per MLB policy, both clubhouses will be open to the media for a minimum of 50 minutes prior to each team taking the field for stretch. Following the game, the clubhouses re-open to the media within 10 minutes after the last out. Proper credentials must be displayed to access either clubhouse. The clubhouses are limited to credentialed working media only. Still photographers are not permitted in the clubhouse without special permission.

**FIELD:** Enter the field via the field access tunnel located just beyond the visiting clubhouse. The field and dugout areas must be cleared one hour prior to first pitch. Pregame broadcast interviews and live shots must be done on the warning track or in the dugout. Postgame live shots can be done from the warning track after the teams have left the field.

**\*ALL INFORMATION IS SUBJECT TO CHANGE**

**PHOTO AREAS:** A limited number of still photographer concourse level positions are available, subject to team discretion.

**BROADCAST BOOTHS:** Booths are located in the press box. There are seven total broadcast booths, and booth assignments are posted digitally outside of each. To obtain use of a reserved booth, please contact Beth Marshall, [beth.marshall@braves.com](mailto:beth.marshall@braves.com), in the communications department.

**MEDIA DRESS CODE:** In accordance with Major League Baseball policy, media covering games and MLB events are asked to dress in an appropriate and professional manner that respects their colleagues, the teams and the players they are covering. Clubhouses, dugouts, press boxes, interview rooms and the playing field are working areas, and members of the media are expected to adhere to a business casual dress code. In that regard, media members are requested to follow these guidelines:

- Flip-flops are not permitted in clubhouses
- Jeans should be clean, neat and presentable (e.g., ripped jeans should be avoided)
- T-shirts bearing offensive, disrespectful or inappropriate messages are not permitted
- Clothing and hats bearing a professional sports team's logo should not be worn in press area
- Clothing and hats bearing a college/university team's logo should not be worn in press area
- Clothing should be appropriate for a business casual work environment. The following are some non-exclusive examples of apparel that should be avoided:
  - Sheer or see-through clothing
  - Excessively short skirts, dresses or shorts
  - Tank tops, muscle shirts, one-shouldered or strapless shirts
  - Clothing exposing bare midriffs or visible undergarments

We ask all members of the media to respect these guidelines. MLB will consider appropriate actions in those cases in which the guidelines are violated.

# 2023 BRAVES COMMUNICATIONS STAFF



**BETH MARSHALL**

Senior Vice President,  
Communications



**SARIT BABBONI**

Director,  
Corporate Communications



**JARED BURLEYSON**

Manager,  
Baseball Communications



**FRANCO GARCÍA**

Manager,  
Player Relations



**KARA ZOELLNER**

Senior Coordinator,  
Corporate Communications



**MITCH GEORGE**

Coordinator,  
Baseball Communications



Outfielder Jorge Soler and Franco García, Atlanta's manager of player relations and team translator, after Soler was named MVP of the 2021 World Series.

# 2023 BRAVES BROADCASTERS

**RADIO:** The Atlanta Braves, WCNN 680 the Fan and WCNN 106.7 the Fan, the Atlanta Braves flagship rightsholders, will carry all 162 regular season games and all Spring Training games. The Braves Radio Network includes over 150 affiliates across the Southeast, one of the largest radio affiliates in all major league sports.

**TELEVISION:** The Atlanta Braves, Bally Sports South, and Bally Sports Southeast will team up in 2023 to bring Braves fans the best and most comprehensive sports television broadcasting in Major League Baseball. Bally Sports South and Bally Sports Southeast, the largest regional sports network, reach seven Southeastern states and have broadcast Braves regular-season and Spring Training games the past 26 seasons.

## BRANDON GAUDIN **Bally Sports**

- Brandon Gaudin is set to serve his first season as Atlanta's lead play-by-play announcer in 2023. He joins the Braves' broadcast booth after working as a play-by-play broadcaster for FOX Sports and the Big Ten Network since 2016, calling MLB, NFL and college football and basketball games.
- His voice is also well known in the gaming world, as he has been the play-by-play voice on the Madden NFL franchise each year since Madden NFL 17 launched in 2016.
- Previously, Gaudin was the Voice of the Georgia Tech Yellow Jackets, calling football, men's basketball, and baseball from 2013-16. He has remained an Atlanta resident ever since.
- Gaudin is a graduate of Butler University, where he was named "Most Outstanding Communications Student" and one of the "Top 10 Male students" in his graduating class of 2006.
- After college, he began his professional career calling Minor League Baseball games for the Orem Owlz in the Los Angeles Angels organization.

- Originally from Evansville, Indiana, in 2008 he got to return to his hometown to be the "Voice of the Evansville Purple Aces" for three seasons. Following that, he was hired by his alma mater, Butler, to be their play-by-play voice from 2010-13 (and was on the call for their magical run to the Final Four in 2011).
- Gaudin's resume also includes over eight years calling NFL and NCAA Men's Basketball tournament games for Westwood One Radio (2015-present).
- The first professional sporting event he attended was Game 5 of the 1991 World Series where the Braves defeated the Minnesota Twins 14-5. He returned to Atlanta for World Series trips in 1992 and 1995.



## JEFF FRANCOEUR **Bally Sports**

- The 2023 season marks Francoeur's sixth season in the broadcast booth and his fifth as lead analyst. He served as a guest analyst for select Braves games in both the radio and television booths during the 2018 season.
- Francoeur retired in 2017 following a 12-year major league career, during which he appeared with Atlanta (2005-09; '16), New York-NL (2009-'10), Texas (2010), Kansas City (2011-'13), San Francisco (2013), San Diego (2014), Philadelphia (2015) and Miami (2016)...He was a career .261 (1,373-for-5,260) hitter over 1,480 games.

- Originally a first-round pick by Atlanta in the 2002 draft, Francoeur debuted with the Braves in 2005 and finished third in the N.L. Rookie of the Year balloting.
- He won a Rawlings Gold Glove award in the N.L. in 2007, and lead the league in outfield assists in three different seasons (2007, '10, '12).
- A native of Atlanta, Francoeur and his wife, Catie have four children - Emma Cate, Brayden, Eleanor and Camden - and reside in Suwanee.





## TOM GLAVINE **Bally Sports**

- National Baseball Hall-of-Famer Tom Glavine will return to his role as a Braves broadcaster for the 2023 season, after taking a hiatus from the position last season...He previously served as an occasional guest for the Braves Radio Network Pre-Game Show, and as a guest analyst for select games on the Braves Radio Network...Additionally, he worked as a guest analyst for select home games televised by Bally Sports prior to an increased role from 2019 to 2021.
- A 2014 Hall of Fame inductee, Glavine was named special assistant to Braves Vice Chairman John Schuerholz in February 2010.
- He assists with various baseball and business projects while also working on special assignments for the Braves baseball operations department.
- A two-time N.L. Cy Young Award winner (1991 & 1998) and a 10-time N.L. All-Star, Glavine owns a 305-203 career record and 3.54 ERA in 682 games.
- He helped Atlanta to five World Series appearances and was named the Most Valuable Player of the 1995 World Series, when the Braves defeated the Cleveland Indians.
- He was selected by the Braves in the second round of the 1984 draft, and made his big-league debut in 1987...A five-time 20-game winner, Glavine joined the 300-win club with an 8-3 victory over the Cubs on August 5, 2007, at Wrigley Field.
- He was inducted into the Braves Hall of Fame in 2010.
- Tom and his wife Christine reside in Santa Rosa Beach, Fla., and have five children - daughter, Amber Nicole, and sons, Jonathan, Peyton Thomas, Mason Riley and Kienan Patrick.



## BEN INGRAM **Braves Radio Network**

- 2023 is Ingram's 13th season with the Braves Radio Network...This is his fifth season with a regular role in the radio booth calling play-by-play alongside Jim Powell and Joe Simpson.
- Ingram hosted the Braves pregame show from 2012-2020, and hosted the postgame show from 2011-2019...He has also been the host of the Braves' Clubhouse Report, heard on the flagship station of the Braves, 680 The Fan.
- Prior to joining the Braves Radio Network, Ingram spent six seasons broadcasting minor league baseball with the Jackson Senators, Eugene Emeralds and Mississippi Braves.
- Ingram, a native of Madison, MS, graduated from Mississippi College in Clinton, MS and was named a 2014 Distinguished Alumnus of the year by the Department of Communication.
- Ben also calls college football in the offseason, including the Chick-fil-A Peach Bowl.
- He resides in Buckhead.



## JOE SIMPSON **Braves Radio Network**

- Simpson is in his 32nd season as a Braves broadcaster...He was inducted into the Atlanta Braves Hall of Fame on January 27, 2018.
- The 2023 season will see Simpson continue his role as an analyst on radio broadcasts this season, and he also spent 15 campaigns calling games on Bally Sports South and Bally Sports Southeast.
- He played professionally for 11 seasons, beginning in 1973 when he was drafted by the Los Angeles Dodgers in the third round.
- Simpson joined the Seattle Mariners in 1979 before being traded to the Kansas City Royals in 1983... An outfielder and first baseman throughout his professional career, he retired from the California Angels organization following the 1984 season.
- He had his best season in 1979, when he hit .283 in 120 games for the Mariners.
- Simpson worked as an analyst on Seattle Mariners telecasts for five years before joining Turner Sports in 1992.
- Named "Georgia Sports Broadcaster of the Year" in 1995.
- A native of Norman, Okla., he was an All-American outfielder and first baseman at the University of Oklahoma.
- Joe and his wife Kathy live in Marietta, Ga... They have two children, Meg and Gabe, and one grandson.



## JIM POWELL **Braves Radio Network**

- The 2023 Major League Baseball season marks Powell's 30th as a Major League broadcaster and his 15th year in the Atlanta Braves radio booth.
- He spent the previous 13 seasons as a member of the Milwaukee Brewers broadcast team, teaming up with Hall-of-Famer Bob Uecker longer than any other broadcaster in Uecker's illustrious career.
- In January of 2020, Powell was inducted into the Georgia Association of Broadcasters Hall of Fame, joining former Braves' broadcasters Ernie Johnson, Pete Van Wieren, and Skip Caray in achieving that honor.
- Powell joined the Brewers and WTMJ Radio in 1996 and was named the 1998 NSMA (National Sports Media Association) Wisconsin Sportscaster of the Year...In addition to his radio duties, he spent time as a member of the Brewers television team during the 1999 and 2000 seasons.
- He began his Major League broadcasting career with the Minnesota Twins and WCCO Radio in a reserve role in 1993 and 1994...Prior to this, he accumulated extensive experience at the minor-league level, serving as play-by-play announcer for the Charlotte Knights (1990-91, 1995) and the Columbia Mets (1987-89, 1993-94).
- Powell started his broadcasting career with an internship in the newsroom and sports office at WGST-AM while he was in high school...He then worked at WRFC and WUOG in Athens while attending the University of Georgia, followed by positions in Columbia, South Carolina, with WOLO-TV and then WVOC radio.
- While in Columbia he worked extensively for the University of South Carolina Gamecocks and was an integral contributor to football, basketball, and baseball broadcasts..Powell was named the NSMA South Carolina Sportscaster of the Year in 1990, 1991, and 1995.
- In 1991, Powell was hired by WSB-AM to work weekends, where he covered the Braves, Georgia Bulldogs, and Atlanta Falcons for two years...He also worked for CBS Radio, including calling the Sun Bowl, and called numerous college football games on television for Host Communications.
- He and his wife Emmy, who have been married for 33 years, are active members of their community, supporting numerous charities such as the Rally Foundation, the Child Abuse Prevention (CAP) Fund, Jungle Kids for Christ, the Dunamis Foundation, Camp Kudzu, UGA Miracle, Make a Miracle, and local youth athletic programs. He spends his winters coaching youth basketball and is also an avid tennis player.
- A native of Roswell, Ga., Powell attended the University of Georgia as a National Merit Scholar. He and Emmy have three daughters, Allie, Sabrina, and Julia.



# RULES OF INTEREST

**PLAYER LIMITS:** Forty until Opening Day, when the number of players must be reduced to 26 until Sept. 1, when it becomes 28.

**DETERMINING BATTING AVERAGE:** Divide the number of at-bats into the number of hits.

**DETERMINING EARNED RUN AVERAGE:** Multiply the number of earned runs by nine, divide the total by the number of innings pitched.

**DETERMINING ON-BASE PERCENTAGE:** Add the total of hits, walks and hit by pitches and divide by the total of at-bats, walks, hit by pitches and sacrifice flies.

**DETERMINING SLUGGING PERCENTAGE:** Divide the total bases of all hits by the total times at-bat (at-bats do not include walks, sacrifices, hit by pitches, or times awarded first base because of interference or obstruction).

**DETERMINING FIELDING AVERAGE:** Divide the total putouts and assists by the total of putouts, assists and errors.

**DETERMINING WINNING PERCENTAGE:** Divide the number of games won by the total games won and lost.

**DETERMINING THE MAGIC NUMBER:** Determine the number of games yet to be played, add one, then subtract the number of games ahead in the loss column of the standings of the closest opponent.

**CONSECUTIVE GAME HITTING STREAKS:** A consecutive-game hitting streak shall not be terminated if all the player's plate appearances (one or more) result in a base on balls, hit batsman, defensive interference or a sacrifice bunt. The streak shall terminate if the player has a sacrifice fly and no hit.

**CONSECUTIVE GAME PLAYING STREAK:** A consecutive-game playing streak shall be extended if the player plays one half-inning on defense, or if he completes a time at bat by reaching base or being put out.

**QUALIFYING MARKS:** To qualify for the batting championship, a player must have a minimum of 502 plate appearances. To qualify for Earned Run Average leadership, a pitcher must have at least 162 IP.

**DOCTORED BAT:** If a filled or "doctored" bat is used, the player is to be ejected from the game and suspended three days. Any balls hit by an illegal bat do not count. If the umpire sees the illegal bat before it is used, he issues a warning, but there is no penalty.

**RELIEF PITCHERS' SAVE RULE:** A pitcher is credited with a save when he meets all three of the following conditions; 1) He's the finishing pitcher in a game won by his club, and 2) he's not the winning pitcher, and 3) he qualifies under one of the following conditions: a) he enters the game with a lead of no more than three runs and pitches for at least one inning, or b) he enters the game with the potential tying run either on base, at bat or on deck, or c) he pitches effectively for at least three innings.

**MAJOR LEAGUE SERVICE:** A full year of service in the Major Leagues is 172 days.

**ROOKIE RULE:** Not more than 130 at-bats or 50 innings pitched in the Major Leagues during a previous season or seasons, nor more than 45 days on a Major League roster during the 25-player limit (excluding time in military service or on the disabled list.)

**DAY / NIGHT GAME:** Any game scheduled to start after 5:00 p.m. will be considered a night game. If a game is scheduled to start at or before 5:00 p.m. and is delayed by rain or for any other reason it shall still be considered a day game. However, both games of a two-night doubleheader shall be considered night games. When afternoon and night games are played on the same day and separate admissions are charged, they will be counted as one day game and one night game and will not be considered as a doubleheader.

## INJURED LISTS

**7-DAY INJURED LIST:** Introduced in the 2011 season, the 7-day disabled list was created specifically for players with concussion symptoms. A 7-day IL stint cannot be backdated by more than five days.

**10-DAY INJURED LIST:** Minimum period of inactivity is 10 days. There is no limit on the number of players that may be placed on this list.

**15-DAY INJURED LIST:** The 15-day injured list is specifically for pitchers and two-way players. It allows clubs to remove injured pitchers from the 26-man active roster while keeping them on the 40-man roster.

**60-DAY INJURED LIST:** The minimum period of inactivity is sixty (60) days. Players on or transferred to this list after August 1 shall remain there for the balance of the regular season and post-season. This list may be used only when a club is at the maximum limit of forty (40) players.

# REGULATION GAME

**REGULATION GAME:** A regulation game consists of nine innings unless extended because of a tie score or shortened because 1) the home team needs none of its half of the ninth or only part of it; or 2) because the umpire-in-chief calls the game after five completed innings. A regulation game may be less than five innings if the home team is ahead after the top of the fifth, or takes the lead or ties the score while at bat in the fifth.

**TIE GAME:** A regulation game that is called by the umpire-in-chief when both teams have the same number of runs is a tie game. Individual player performances are official and are entered in the records, but the game does not count in the league standings and may be re-scheduled at a later date.

**SUSPENDED GAME:** A game becomes a suspended game if it is terminated for any of the following reasons: 1) a curfew imposed by law; 2) a time limit permissible under league rules; 3) light failure or malfunction of a mechanical field device under control of the home club (including automatic tarpaulin or water removal equipment); 4) darkness because of any law, the lights may not be turned on. No game called because of a curfew or a time limit shall be a suspended game unless it has progressed far enough to have been a regulation game (see above). A game called under provision 3 or 4 shall be a suspended game at any time after it starts. Since 1980, if weather forces the termination of a legal game while an inning is in process, it will become a suspended game if either of the following two conditions exists: 1) the visiting team has scored one or more runs to tie the game and the home team has not scored, or 2) the visiting team has scored one or more runs to take the lead and the home team has not tied the score or taken the lead. If a legal game is tied when called because of weather and neither situation listed above prevails, it is a tie game and must be replayed in its entirety. Suspended games shall be resumed at the exact point of suspension of the original game. A game called at the END of a completed inning AFTER NINE INNINGS for any reason shall be a SUSPENDED game. This rule became effective in 1969.

## PRE-GAME BATTING PRACTICE SCHEDULE

### Truist Park Game Times

	12:20 PM	1:20 PM	4:10 PM	7:10 PM	7:20 PM
Visitors Early Work		8:15-9:15	11:00-12:00	2:00-3:00	2:10-3:10
Braves Early Work		9:15-10:15	12:00-1:00	3:00-4:00	3:10-4:10
Braves Early BP		9:15-9:45	12:00-12:30	3:00-3:30	4:10-4:40
Braves Pitchers BP	9:10	10:35	1:20	4:20	4:35
Team Stretch	9:15	10:40	1:25	4:25	4:35
Braves BP	9:30-10:20	10:50-11:40	1:35-2:25	4:35-5:25	4:45-5:35
Visitor's BP	10:25-11:15	11:45-12:35	2:30-3:20	5:30-6:20	5:40-6:30

All Times Are Subject To Change.

